kreon tools of light

Catalogue - Catalogus 2010

kreon

Table of contents - Inhoudstafel

Introduction
Inleiding **4**

Photo index
Foto-index **6**

Aplis **8**
Aplis 16

Cadre **22**
Cadre T16 24
Cadre QR-CBC51 34

Diapason **42**
Diapason 44
Diapason Cover 50
Small Diapason 56
Gearbox 62
Totem Ceiling 66
Totem Floor 70
Kwadro Ceiling and Wall 74
Kwadro Vertical and Horizontal 78
Kwadro Recessed 86

Dolma **94**
Dolma 80 96
Dolma 145 102
Dolma 80 Outdoor 106

Down **112**
Down 114
Maxi Down 124
Mini Down 128
Double Mini Down 132
Mini Down Directional 132
Flat Mini Down 134
Mini Down 40°/65° 134
Micro Down 136

Down in-Line **138**
Down in-Line 76 140
Down in-Line 153 152
Down in-Line 183 162

Erubo **170**
Erubo 172
Erubo on-Track 178

Holon **186**
Holon 188

Onn **194**
Onn-Air 196
Square Onn-Air 196
Onn-Wall 202
Onn-Corner 204

Prologe **210**
Prologe 80 212
Prologe 80 in-Line 218
Prologe 80 in-Dolma 218
Prologe 80 Ligna 228
Prologe 80 on-Regule 232
Prologe 145 240
Prologe 145 in-Line 246
Prologe 145 in-Dolma 246
Prologe 145 on-Regule 254

Regard **264**
Regard 266
Regard Double 272

Rokko **284**
Mini Rokko 286
Rokko Square 286

Secret **290**
Secret 292

Side **298**
Side 300
Square Side 300
Small Side 310
Small Square Side 310
Mini Side 318

Side in-Line **324**
Side in-Line 326
Square Side in-Line 326
Small Side in-Line 332
Small Square Side in-Line 332
Mini Side 338

Up **342**
Up 344
Round up 344
Double Up 354
Flat Up 358
Mini Up 362
Mini Round Up 362

Xharon **368**
Xharon 370
Xharon on Styx 374
Xharon on Track 380

Made to measure
Maatwerk **388**

Light scenography
Licht scenografie **388**

Kreon ceiling solutions **390**

Index of lightsources
Index van lichtbronnen **394**

Photometrical data
Fotometrische data **404**

Index of products
Index van producten **432**

Mounting guidelines
Montagewijzer **438**

General information **440**
Algemene informatie **442**

General terms and conditions **444**
Algemene voorwaarden **446**

Kreon offices
Kreon kantoren **448**

Beauty is not created by adding one more detail;
it is conceived by removing the last.

The design of our collection represents a way of thinking that reduces each product to the essential components without compromise. Luminance and illumination are the primary goals. The luminaire requires a deep understanding of the intrinsic nature and unified elements of architectural styles. It constitutes a detail that can reflect and integrate in architecture within the purest form, enhancing and adding value to its environment. The essential elements of each luminaire are thus condensed into basic forms, philosophy which Kreon exploits throughout its whole collection. This approach to design requires that the details of an object are not merely decorative, but are key to the fundamental essence of a product. Kreon products, in their simplest forms, do not result in austere minimalism, but in architectural objects that communicate with space, regardless of style. This, combined with careful planning, represents the true meaning of "architectural lighting".

Kreon, purity in light.

Kristof Pycke
Art Director

Schoonheid ontstaat niet door het toevoegen van een laatste detail,
wel door het weglaten ervan.

De vormgeving van onze collectie getuigt van een manier van denken waarbij elk product wordt gereduceerd tot het strikt wezenlijke. Licht en lichtwerking staan hierbij centraal. Het ontwerp van het verlichtingstoestel vereist een inzicht in de intrinsieke eigenschappen en uniforme bouwstenen van architecturale stijlen. Het product wordt een detail dat naar de architectuur refereert en door zijn pure vorm kan geïntegreerd worden zodat het op die manier een meerwaarde creëert voor zijn omgeving.
De essentiële elementen van elk verlichtingstoestel worden gereduceerd tot basisvormen en filosofie welke Kreon aanwendt voor de hele collectie. Binnen deze ontwerpmethodiek zijn de details van een object niet decoratief, maar worden ze de essentie van het product. De producten van Kreon, met hun zuivere vormen, resulteren niet in een streng minimalisme, maar in architecturale objecten die discreet communiceren met de ruimte, ongeacht de stijl. Deze visie, gecombineerd met een zorgvuldige lichtplanning, is de ware betekenis van 'architecturale verlichting'.

Kreon, purity in light.

Kristof Pycke
Art Director

Project private house
Location Brussels, Belgium

Architect Serge Roose & Partners
Photographer Serge Brison

Photo index - Foto-index

Recessed floor luminaires - Inbouw vloer armaturen


Up
p. 344

Round Up
p. 344


Double Up
p. 354


Mini Up
p. 362

Mini Round Up
p. 362

Free standing luminaires - Vrijstaande armaturen

Totem Floor
p. 70

Recessed wall luminaires - Inbouw muur armaturen

Mini Down 45°/65°
p. 134

Flat Mini Down
p. 134

Secret
p. 292

Side
p. 300

Side in-Line
p. 326

Up XC
p. 344

Round Up XC
p. 344

Semi-recessed wall luminaires - Semi-inbouw muur armaturen

Kwadro Recessed
p. 86

Rokko
p. 286

Square Rokko
p. 286

Wall mounted luminaires - Wandmontage armaturen

Kwadro Wall
p. 74

Erubo
p. 172

Onn-Wall
p. 202

Onn-Corner
p. 204

Pendant luminaires - Pendelarmaturen

Cadre
p. 24

Totem Ceiling
p. 66

Kwadro
p. 74

Onn-Air
p. 196

Square Onn-Air
p. 196

Ceiling luminaires - Plafond armaturen

Diapason
p. 44

Kwadro Ceiling
p. 74

Erubo
p. 172

Holon
p. 188

Prologe
p. 212, 240

Semi-recessed ceiling luminaires - Semi-inbouw plafond armaturen

Kwadro Recessed
p. 86

Prologe in-Dolma
p. 218, 246

Regard
p. 266

Regard
p. 266

Regard Double
p. 272

Recessed ceiling luminaires - Inbouw plafond armaturen

Aplis
p. 16

Mini Down
p. 128

Down
p. 114


Down in-Line 76
p. 140


Down in-Line 153
p. 152


Prologe in-Line
p. 218, 246

Prologe Ligna
p. 228

Secret
p. 292


Up XC
p. 344

Round Up XC
p. 344

Spotlights

Diapason
p. 44

Erubo
p. 172

Xharon
p. 370

Track systems

Diapason on-Track
p. 44

Erubo on-Track
p. 178

Prologe on-Regule
p. 232, 254

Xharon on Styx
p. 374

Xharon on-Track
p. 380

Profile systems - Profiel systemen

Cadre
p. 24

Dolma
p. 96

Prologe in-Dolma
p. 218, 246

Prologe in-Line
p. 218, 246

Prologe Ligna
p. 228

Aplis

Circular integration

When Le Corbusier published “Vers une Architecture”, a new approach to architecture was developed. It was a period of “purification” of forms and celebration of plane surfaces and orthogonal angles. Kreon has always pledged the values of Le Corbusier’s postulate looking for sober, efficient and geometrical purity throughout its right angled collection. In an attempt to improve the dialogue with the increasing demands for organic forms within contemporary architecture, Kreon sets a milestone in its long time orthogonal philosophy: Aplis. A round recessed spotlight system, able to respond to the highest qualitative and functional requirements of architectural lighting design.

Ronde integratie

Bij de publicatie van Le Corbusiers “Vers une Architecture” ontstond een nieuwe fase in de architectuur. Het was een waardevolle periode van schoonmaak en opheldering waarbij de esthetiek bepaald werd door het vlak en de rechte hoek. Kreon heeft steeds de waarden van Le Corbusiers werk gewaardeerd en gezocht naar sobere, geometrische puurheid binnen haar rechthoekige collectie. In een poging om beter te dialogeren met de toenemende vraag naar organische vormen binnen de hedendaagse architectuur, zet Kreon een nieuwe mijlpaal in haar orthagonale filosofie. Aplis is een rond inbouw verlichtingstoestel dat u toelaat tegemoet te komen aan alle kwaliteits en functionele eisen van moderne lichtplanning.

Aplis

Project De Puydt
Location Knokke, Belgium

Architect Glenn Sestig
Photographer Serge Brison

Aplis

Project Euroluce 2009
Location Milan, Italy

Photographer Kreon

Aplis

Designers strive to create space. Space is brought to life by light and can be controlled in every detail with Aplis. Its construction, comprising of plasterkit, housing, reflectors and louvres can be adapted to suit spatial requirements. Different plasterkits give the option to choose between seamless finish or a discreet shadowgap. Without the use of any tools, it is possible to change reflectors to control light or louvres that define colour and depth of ceilings.

Architecten zijn gepassioneerd door het creëren van ruimten. Ruimte wordt tot leven gebracht door licht en kan met Aplis gecontroleerd worden in elk detail; met een constructie van pleisterkit, behuizing, reflectoren en louvers kan Aplis aangepast worden aan de eisen gesteld aan de ruimte. Twee plasterkits bieden de optie tussen naadloze afwerking of een discrete schaduwvoeg. Uitwisselbare reflectoren bieden u de mogelijkheid het licht te controleren en louvers bepalen kleur, materiaal en diepte voor uw plafond.

Aplis

Recessed spotlights are largely used by specifiers due to their flexibility and overall discreet appearance. It's the tilt and the rotation system that define the strength of a product. Aplis' mechanism widely fulfils these expectations since a combined movement of rotation and translation coexist in highly recessed optics with maximal light output. With a vertical drop of 50mm and an inclination of 30°, the luminaire can aim both at vertical and horizontal surfaces. Aplis can be manually rotated up to 360° and tilted by 30° without compromising the recessed position of the lamp or the glare control.
Aplis reflectors were developed in partnership with Bartenbach Lichtlabor.
They are highly efficient with optimised glare control and balanced beam angles. Spot, flood or wallwasher reflectors are available to suit a great variety of applications. Aplis can be fitted with a range of lenses including soft edge outline and spread lens.

Ingebouwde verlichting wordt door lichtplanners en architecten veelvuldig gebruikt omdat ze flexibiliteit combineren met een discreet uitzicht. Het is het directionele systeem dat hierbij de kracht van het product bepaald. Met een complexe beweging van rotatie en translatie welke het mogelijk maakt om de terugliggende optiek manueel te orienteren biedt Aplis een maximale lichtopbrengst. De orientatie van 30° in combinatie met het doorzakken van de optiek met 50mm maakt het mogelijk om Aplis te gebruiken voor het uitlichten van zowel objecten als verticale wanden. Aplis reflectoren zijn ontwikkeld in samenwerking met Bartenbach Lichtlabor en kennen een hoge efficiëntie, optimale afscherming en gebalanceerde lichtbundel. Met een keuze tussen wallwasher, smal en breedstralende reflectoren geeft Aplis u de mogelijkheid verschillende lichteffecten te bekomen. Aplis kan uitgebreid worden met lenzen en is standaard voorzien van een softening lens welke een zacht uitdeinende lichtbundel genereerd, zodat een hoog visueel confort wordt bekomen.



Aplis

Project Eburon Hotel
Location Tongeren, Belgium

Architect PCP Architects
Photographer Serge Brison

Aplis

Aplis is designed for lightsources ranging from 20W to 100W. High efficiency aluminium reflectors for QT12-ax and HIT-TC are easy to install and provide great flexibility in lighting effects to suit any project requirements. The standard range is equipped with softening lens within an antiglare ring. Additional filters can be inserted in the same ring.

Aplis is ontwikkeld voor lichtbronnen variërend van 20W tot 100W. Aluminium hoog rendementsreflectoren voor QT12-ax en HIT-TC zijn zeer eenvoudig te installeren wat het mogelijk maakt om de lichteffecten snel te wijzigen naar de eisen van het project. Aplis is standaard voorzien van een softening lens en filtermagazijn dat ook voorziet in een ondiepe maar efficiënte verblindingsring. Extra filters kunnen worden toegevoegd in dezelfde verblindingsring.

White Aplis with shadow gap

Black Aplis without shadow gap

Black Aplis Wallwasher without shadow gap

Aplis

name	aplis directional	aplis directional	aplis directional	aplis directional	naam
lamptype	QT12-ax	QR-LP111	HIT-TC	HIR-CE111	lamptype
reference	**kr**917813	**kr**917823	**kr**917883	**kr**917853	referentie
	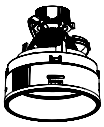		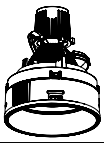		
min. depth	195	178	225	203	min. diepte
min. depth	200	230	230	230	min. diepte
thickness boardmaterial	9-26	9-26	9-26	9-26	dikte afwerkplaat
fitting	GY6.35	G53	G8.5	GX8.5	lampvoet
max. watt	100W	100W	20W/35W/70W	20W/35W /70W	max. watt
voltage	12V	12V	230V/5kV	230V/5kV	voltage
symbol					symbool
gear	excl.	excl.	excl.	excl.	VSA
rotation/ inclination	365°/30°	365°/30°	365°/30°	365°/30°	rotatie/ inclinatie
IP	40	40	40	40	IP
class	3	3	2	2	klasse
orientation	↑	↑	↑	↑	oriëntatie
soft focus lens	incl.		incl.		soft focus lens
3 filter holder	incl.		incl.		3 filter magazijn
UV filter			incl.		UV filter
required					**noodzakelijk**
spot	**kr**720002		**kr**720082		spot
flood	**kr**720004		**kr**720084		flood
wide flood	**kr**720006		**kr**720086		wide flood
louvre					**louver**
black	**kr**717222	**kr**717222	**kr**717222	**kr**717222	zwart
grey	**kr**717205	**kr**717205	**kr**717205	**kr**717205	grijs
white	**kr**717206	**kr**717206	**kr**717206	**kr**717206	wit
plasterkit					**pleisterkit**
trimless	**kr**717204	**kr**717204	**kr**717204	**kr**717204	randloos
shadowgap	**kr**717208	**kr**717208	**kr**717208	**kr**717208	schaduwvoeg
optional					**optioneel**
lenses					**lenzen**
* sculpture lens	**kr**720100		**kr**720100		sculptuur lens*
diffusing lens	**kr**720200		**kr**720200		egalisatielens
filters					**filters**
IR filter	**kr**720400		**kr**720400		IR filter
skintone filter	**kr**720500		**kr**720500		skintone filter
daylight converter	**kr**720600		**kr**720600		daglicht convertor
dichroic filters					**dichroic filters**
red	**kr**716316		**kr**716316		rood
blue	**kr**716336		**kr**716336		blauw
purple	**kr**716326		**kr**716326		paars
orange	**kr**716376		**kr**716376		oranje

Remarks / Opmerkingen

* Use in combination with spot reflector. / Gebruik in combinatie met spot reflector.

Not suitable for use in normal inflammable material. / Niet geschikt voor gebruik in normaal ontvlambaar materiaal.

Suitable for use in normal inflammable material. / Geschikt voor gebruik in normaal ontvlambaar materiaal.

Aplis

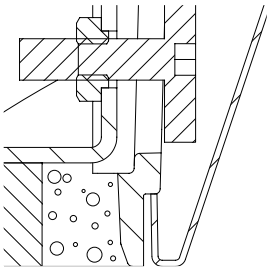

kr717204

plasterkit with trimless finish
pleisterkit met randloze afwerking

visible Ø	165	zichtbare Ø
cut out Ø	186	opening Ø

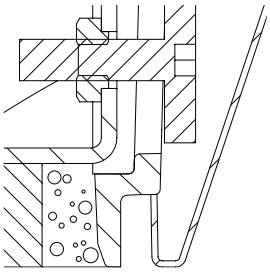

kr717208

plasterkit with discreet shadowgap
pleisterkit met schaduwvoeg

visible Ø	172	zichtbare Ø
cut out Ø	186	opening Ø

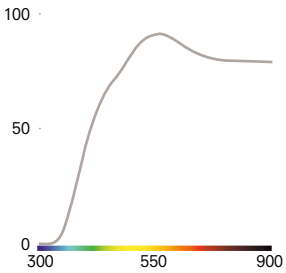

kr720300

UV filter
blocks ultraviolet radiation from light beam

applications: art galleries
bookshops
fashion stores

X-axis: wavelength (nm)	UV-C (250-280)	UV-B (280-315)	UV-A (315-400)
Y-axis: transmission (%)	blocked	blocked	blocked



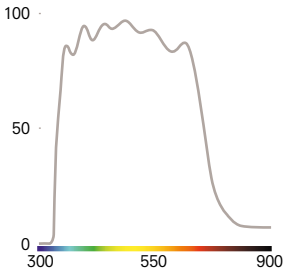

kr720400

IR filter
blocks thermal radiation from light beam

applications: art galleries
bookshops
food and delicacies

X-axis: wavelength (nm)	visible light	infrared
Y-axis: transmission (%)	maximum	minimum



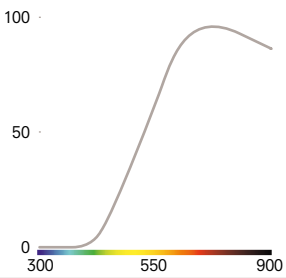

kr720500

skintone filter
corrects green and yellow spectrum
light correction: 3200°K to 2500°K

applications: hospitality
restaurants

X-axis: wavelength (nm)	blue-green	yellow	red
Y-axis: transmission (%)	minimum	medium	maximum

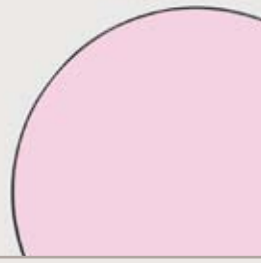

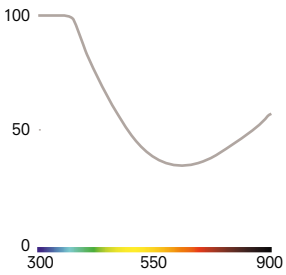

kr720600

daylight convecter / daglicht convector
corrects yellow and red spectrum
light correction: 3200°K to 4400°K

applications: modern art
jewellery

X-axis: wavelength (nm)	blue-green	yellow	red
Y-axis: transmission (%)	maximun	medium	minimum

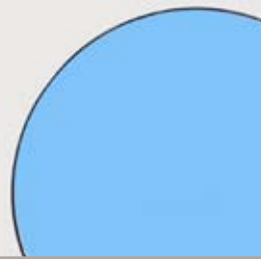

Aplis

name	aplis wallwasher	aplis wallwasher	naam
lamptype	QT12-ax	HIT-TC	lamptype
white	**kr**917411	**kr**917481	wit
black	**kr**917412	**kr**917482	zwart
grey	**kr**917413	**kr**917483	grijs
min. depth	170	200	min. diepte
min. depth	175	205	min. diepte
thickness boardmaterial	9-26	9-26	dikte afwerkplaat
fitting	GY6.35	G8.5	lampvoet
max. watt	100W	20W/35W/70W	max. watt
voltage	12V	230V/5kV	voltage
symbol			symbool
gear	excl.	excl.	VSA
rotation	360°	360°	rotatie
IP	40	40	IP
class	3	2	klasse
orientation	↑	↑	oriëntatie
UV-filter	incl.	incl.	UV-filter
louvre			**louver**
black	**kr**717222	**kr**717222	zwart
grey	**kr**717205	**kr**717205	grijs
white	**kr**717206	**kr**717206	wit
plasterkit			**pleisterkit**
trimless	**kr**717204	**kr**717204	naadloos
shadowgap	**kr**717208	**kr**717208	schaduwvoeg

Remarks

Not suitable for use in normal inflammable material.
Suitable for use in normal inflammable material.

Opmerkingen

Niet geschikt voor gebruik in normaal ontvlambaar materiaal.
Geschikt voor gebruik in normaal ontvlambaar materiaal.

Aplis

Project Kreon Creative Space
Location Brussels, Belgium

Photographer Serge Brison

Cadre

Light will be an integral part of architecture

Cadre is a pendant lighting fixture that follows Kreon's focus on harmony between lighting and architecture. Kreon has always stressed the need to think along the architectural process and therefore offers lighting solutions that merge into the whole. Lighting becomes architecture. Unlike a traditional pendant fixture, Cadre does not try to float in the space: it wants to be part of it. The distinctive frame is both an open and an enclosed architectural structure that draws a person's attention to a selected view of the space.

Licht als een integraal deel van de architectuur

Cadre is een gependeld verlichtingsarmatuuur dat streeft naar de harmonie tussen verlichting en architectuur. Kreon legt steeds de nadruk op verlichtingsoplossingen die opgaan in het geheel en dus meewerken aan het architecturaal proces. Anders dan een traditioneel pendelend armatuur wil Cadre niet zweven in de architectuur, het wil er deel van uitmaken. Het open frame dat met dit armatuur wordt gemaakt communiceert met de ruimte omdat het tegelijkertijd open en gesloten is. Cadre kan de aandacht trekken van een voorbijganger op een welgeselecteerd deel van de architectuur.

kreon

Cadre

Project Euroluce 2007
Location Milan, Italy

Photographer Kreon

Cadre T16

Cadre's concept is based on two identical aluminium extrusions connected by an aluminium adjustable suspension system, in turn finished in white or black leather. The visible aluminium parts are finished in natural (silvergrey) anodised, black anodised aluminium or chrome. Cadre T16 is a balanced product echoing the thinness of the T16 light source and is equipped with a 15mm deep-set high efficiency dark light louvre or frosted plexiglass.

Het Cadre concept is opgebouwd rond twee identieke aluminium extrusies die verbonden zijn met een instelbaar aluminium ophangsysteem dat bekleed is met wit of zwart leder. De zichtbare aluminium delen zijn afgewerkt in naturel (licht grijs) anodisatie, zwarte anodisatie of chrome. Cadre T16 is een gebalanceerd product dat de diameter van de T16 lichtbron weerspiegelt en is voorzien van een 15mm terugliggende hoogrendements anti-verblindingslouver of mat plexiglas.

Cadre is adjustable in height

Cadre T16, black anodised profile, black darklight louvre, black leather

Cadre T16, chrome profile, black louvre with frosted plexiglas, white leather

Cadre

name	cadre 900 dimmable* chrome	cadre 900 dimmable* black anodised	cadre 900 dimmable* natural anodised	naam
lamptype	T16	T16	T16	lamptype
** reference	**kr**963750	**kr**963752	**kr**963753	referentie **
*** reference	**kr**963950	**kr**963952	**kr**963953	referentie ***
	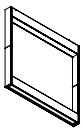	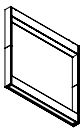	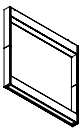	
LxWxH	930x75xH	930x75xH	930x75xH	LxBxH
****H min./max.	900-1650	900-1650	900-1650	H min./max.****
fitting	G5	G5	G5	lampvoet
max. watt	21W/39W	21W/39W	21W/39W	max. watt
voltage	230V	230V	230V	voltage
symbol				symbool
gear	electr. incl.	electr. incl.	electr. incl.	VSA
IP	40	40	40	IP
class	1	1	1	klasse
orientation	↑	↑	↑	oriëntatie

required				**noodzakelijk**
telescopic suspension	**chrome**	**black anodised**	**natural anodised**	telescopische ophanging
pendant height 900-1200mm				**pendelhoogte 900-1200mm**
end part				sluitstuk
white leather	**kr**763701	**kr**763721	**kr**763731	wit leder
black leather	**kr**763702	**kr**763722	**kr**763732	zwart leder
coupler				koppelstuk
white leather	**kr**763301	**kr**763321	**kr**763331	wit leder
black leather	**kr**763302	**kr**763322	**kr**763332	zwart leder
pendant height 1200-1650mm				**pendelhoogte 1200-1650mm**
end part				sluitstuk
white leather	**kr**763801	**kr**763821	**kr**763831	wit leder
black leather	**kr**763802	**kr**763822	**kr**763832	zwart leder
coupler				koppelstuk
white leather	**kr**763401	**kr**763421	**kr**763431	wit leder
black leather	**kr**763402	**kr**763422	**kr**763432	zwart leder

cable susp.	**black**	**black**	**black**	kabelophanging
pendant height max. 2500mm				**pendelhoogte max. 2500mm**
end part	**kr**763102	**kr**763102	**kr**763102	sluitstuk
coupler	**kr**763002	**kr**763002	**kr**763002	koppelstuk

Remarks

lamp: HE 21W or HO 39W.

* DALI (+touch dim).

** Black louvre and frosted plexiglas included.

*** Black Darklight louvre incl. / **** Pendant height depends on the chosen accessory.

Opmerkingen

lamp: HE 21W of HO 39W.

* DALI (+touch dim).

** Inclusief zwarte louver en mat plexiglas.

*** Zwarte darklight louver incl. / **** Pendelhoogte is afhankelijk van het gekozen accessoire.

Cadre

Project Villa Sacha
Location Cannes, France

Photographer Serge Brison

Cadre

name	cadre 1200 dimmable* chrome	cadre 1200 dimmable* black anodised	cadre 1200 dimmable* natural anodised	naam
lamptype	T16	T16	T16	lamptype
** reference	**kr**963760	**kr**963762	**kr**963763	referentie **
*** reference	**kr**963960	**kr**963962	**kr**963963	referentie ***
	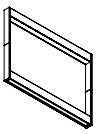	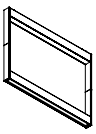	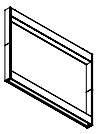	
LxWxH	1230x75xH	1230x75xH	1230x75xH	LxBxH
****H min./max.	900-1650	900-1650	900-1650	H min./max.****
fitting	G5	G5	G5	lampvoet
max. watt	28W/54W	28W/54W	28W/54W	max. watt
voltage	230V	230V	230V	voltage
symbol				symbool
gear	electr. incl.	electr. incl.	electr. incl.	VSA
IP	40	40	40	IP
class	1	1	1	klasse
orientation	↑	↑	↑	oriëntatie

required				**noodzakelijk**
telescopic suspension	**chrome**	**black anodised**	**natural anodised**	telescopische ophanging
pendant height 900-1200mm				**pendelhoogte 900-1200mm**
end part				sluitstuk
white leather	**kr**763701	**kr**763721	**kr**763731	wit leder
black leather	**kr**763702	**kr**763722	**kr**763732	zwart leder
coupler				koppelstuk
white leather	**kr**763301	**kr**763321	**kr**763331	wit leder
black leather	**kr**763302	**kr**763322	**kr**763332	zwart leder
pendant height 1200-1650mm				**pendelhoogte 1200-1650mm**
end part				sluitstuk
white leather	**kr**763801	**kr**763821	**kr**763831	wit leder
black leather	**kr**763802	**kr**763822	**kr**763832	zwart leder
coupler				koppelstuk
white leather	**kr**763401	**kr**763421	**kr**763431	wit leder
black leather	**kr**763402	**kr**763422	**kr**763432	zwart leder

cable susp.	**black**	**black**	**black**	kabelophanging
pendant height max. 2500mm				**pendelhoogte max. 2500mm**
end part	**kr**763102	**kr**763102	**kr**763102	sluitstuk
coupler	**kr**763002	**kr**763002	**kr**763002	koppelstuk

Remarks

lamp: HE 28W or HO 54W.

* DALI (+touch dim).

** Black louvre and frosted plexiglas included.

*** Black Darklight louvre incl. / **** Pendant height depends on the chosen accessory.

Opmerkingen

lamp: HE 28W of HO 54W.

* DALI (+touch dim).

** Inclusief zwarte louver en mat plexiglas.

*** Zwarte darklight louver incl. / **** Pendelhoogte is afhankelijk van het gekozen accessoire.

Cadre

Project Kreon Belgium Office
Location Opglabbeek, Belgium **Photographer** Kreon

Cadre

name	cadre 1500 dimmable* chrome	cadre 1500 dimmable* black anodised	cadre 1500 dimmable* natural anodised	naam
lamptype	T16	T16	T16	lamptype
** reference	**kr**963770	**kr**963772	**kr**963773	referentie **
*** reference	**kr**963970	**kr**963972	**kr**963973	referentie ***
	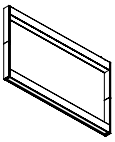	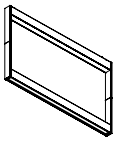	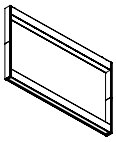	
LxWxH	1530x75xH	1530x75xH	1530x75xH	LxBxH
****H min./max.	900-1650	900-1650	900-1650	H min./max.****
fitting	G5	G5	G5	lampvoet
max. watt	35W/49W/80W	35W/49W/80W	35W/49W/80W	max. watt
voltage	230V	230V	230V	voltage
symbol				symbool
gear	electr. incl.	electr. incl.	electr. incl.	VSA
IP	40	40	40	IP
class	1	1	1	klasse
orientation	↑	↑	↑	oriëntatie

required				**noodzakelijk**
telescopic suspension	**chrome**	**black anodised**	**natural anodised**	telescopische ophanging
pendant height 900-1200mm				**pendelhoogte 900-1200mm**
end part				sluitstuk
white leather	**kr**763701	**kr**763721	**kr**763731	wit leder
black leather	**kr**763702	**kr**763722	**kr**763732	zwart leder
coupler				koppelstuk
white leather	**kr**763301	**kr**763321	**kr**763331	wit leder
black leather	**kr**763302	**kr**763322	**kr**763332	zwart leder
pendant height 1200-1650mm				**pendelhoogte 1200-1650mm**
end part				sluitstuk
white leather	**kr**763801	**kr**763821	**kr**763831	wit leder
black leather	**kr**763802	**kr**763822	**kr**763832	zwart leder
coupler				koppelstuk
white leather	**kr**763401	**kr**763421	**kr**763431	wit leder
black leather	**kr**763402	**kr**763422	**kr**763432	zwart leder

cable susp.	**black**	**black**	**black**	kabelophanging
pendant height max. 2500mm				**pendelhoogte max. 2500mm**
end part	**kr**763102	**kr**763102	**kr**763102	sluitstuk
coupler	**kr**763002	**kr**763002	**kr**763002	koppelstuk

Remarks

lamp: HE 35W/49W or HO 80W.

* DALI (+touch dim).

** Black louvre and frosted plexiglas included.

*** Black Darklight louvre incl. / **** Pendant height depends on the chosen accessory.

Opmerkingen

lamp: HE 35W/49W of HO 80W.

* DALI (+touch dim).

** Inclusief zwarte louver en mat plexiglas.

*** Zwarte darklight louver incl. / **** Pendelhoogte is afhankelijk van het gekozen accessoire.

Cadre

Project De Puydt
Location Knokke, Belgium

Architect Glenn Sestig
Photographer Serge Brison

Cadre

Project Diamant
Location Antwerp, Belgium

Int. Arch. ADIKTA – Gary Weberman
Photographer Kreon

Cadre

Project private house
Location Poperinge, Belgium

Architect: minus
Photographer Kreon

Cadre QR-CBC51

Cadre's concept is based on two identical aluminium extrusions connected by an aluminium adjustable suspension system, in turn finished in white or black leather. The visible aluminium parts are finished in natural (silvergrey) anodised, black anodised aluminium or chrome. The concept of this fixture has been further developed and it can now be offered with low-voltage halogen.

Het Cadre concept is opgebouwd rond twee identieke aluminium extrusies die verbonden zijn met een instelbaar aluminium ophangsysteem dat bekleed is met wit of zwart leder. De zichtbare aluminium delen zijn afgewerkt in, naturel (zilvergrijs) anodisatie, zwarte anodisatie of chrome afwerking. Het concept werd verder ontwikkeld en wordt nu aangeboden met laagvolt halogeen.

Cadre QR-CBC51, black anodised profile, black louvre, white leather

Cadre QR-CBC51, chrome profile, black louvre, black leather

Cadre

name	cadre 1200 chrome	cadre 1200 black anodised	cadre 1200 natural anodised	naam
lamptype	QR-CBC51	QR-CBC51	QR-CBC51	lamptype
* reference	**kr**963860	**kr**963862	**kr**963863	referentie *
	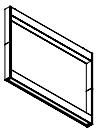	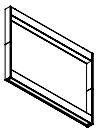	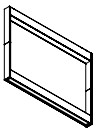	
LxWxH	1230x75xH	1230x75xH	1230x75xH	LxBxH
**H min./max.	900-1650	900-1650	900-1650	H min./max.**
fitting	GU5.3	GU5.3	GU5.3	lampvoet
max. watt	4x35W	4x35W	4x35W	max. watt
voltage	230V/12V	230V/12V	230V/12V	voltage
symbol				symbool
gear	electr. incl.	electr. incl.	electr. incl.	VSA
IP	40	40	40	IP
class	1	1	1	klasse
orientation	↑	↑	↑	oriëntatie

required				**noodzakelijk**
telescopic suspension	**chrome**	**black anodised**	**natural anodised**	telescopische ophanging
pendant height 900-1200mm				**pendelhoogte 900-1200mm**
end part				sluitstuk
white leather	**kr**763701	**kr**763721	**kr**763731	wit leder
black leather	**kr**763702	**kr**763722	**kr**763732	zwart leder
coupler				koppelstuk
white leather	**kr**763301	**kr**763321	**kr**763331	wit leder
black leather	**kr**763302	**kr**763322	**kr**763332	zwart leder
pendant height 1200-1650mm				**pendelhoogte 1200-1650mm**
end part				sluitstuk
white leather	**kr**763801	**kr**763821	**kr**763831	wit leder
black leather	**kr**763802	**kr**763822	**kr**763832	zwart leder
coupler				koppelstuk
white leather	**kr**763401	**kr**763421	**kr**763431	wit leder
black leather	**kr**763402	**kr**763422	**kr**763432	zwart leder

cable susp.	**black**	**black**	**black**	kabelophanging
pendant height max. 2500mm				**pendelhoogte max. 2500mm**
end part	**kr**763102	**kr**763102	**kr**763102	sluitstuk
coupler	**kr**763002	**kr**763002	**kr**763002	koppelstuk

Remarks

* Black louvre included.

** Pendant height depends on the chosen accessory.

Opmerkingen

* Zwarte louver inclusief.

** Pendelhoogte is afhankelijk van het gekozen accessoire.

name	cadre 1500 chrome	cadre 1500 black anodised	cadre 1500 natural anodised	naam
lamptype	QR-CBC51	QR-CBC51	QR-CBC51	lamptype
* reference	**kr**963870	**kr**963872	**kr**963873	referentie *
	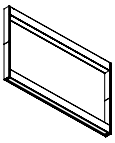	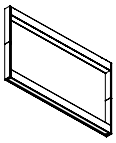	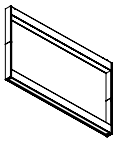	
LxWxH	1530x75xH	1530x75xH	1530x75xH	LxBxH
**H min./max.	900-1650	900-1650	900-1650	H min./max.**
fitting	GU5.3	QR-CBC51	QR-CBC51	lampvoet
max. watt	5x35W	5x35W	5x35W	max. watt
voltage	230V/12V	230V/12V	230V/12V	voltage
symbol				symbool
gear	electr. incl.	electr. incl.	electr. incl.	VSA
IP	40	40	40	IP
class	1	1	1	klasse
orientation	↑	↑	↑	oriëntatie

required				**noodzakelijk**
telescopic suspension	**chrome**	**black anodised**	**natural anodised**	telescopische ophanging
pendant height 900-1200mm				**pendelhoogte 900-1200mm**
end part				sluitstuk
white leather	**kr**763701	**kr**763721	**kr**763731	wit leder
black leather	**kr**763702	**kr**763722	**kr**763732	zwart leder
coupler				koppelstuk
white leather	**kr**763301	**kr**763321	**kr**763331	wit leder
black leather	**kr**763302	**kr**763322	**kr**763332	zwart leder
pendant height 1200-1650mm				**pendelhoogte 1200-1650mm**
end part				sluitstuk
white leather	**kr**763801	**kr**763821	**kr**763831	wit leder
black leather	**kr**763802	**kr**763822	**kr**763832	zwart leder
coupler				koppelstuk
white leather	**kr**763401	**kr**763421	**kr**763431	wit leder
black leather	**kr**763402	**kr**763422	**kr**763432	zwart leder

cable susp.	**black**	**black**	**black**	kabelophanging
pendant height max. 2500mm				**pendelhoogte max. 2500mm**
end part	**kr**763102	**kr**763102	**kr**763102	sluitstuk
coupler	**kr**763002	**kr**763002	**kr**763002	koppelstuk

Remarks

* Black louvre included.

** Pendant height depends on the chosen accessory.

Opmerkingen

* Zwarte louver inclusief.

** Pendelhoogte is afhankelijk van het gekozen accessoire.

Cadre

Project Koninklijke entrepot
Location Antwerp, Belgium

Int. Architect Cy Peys interieurarchitecten
Photographer Céline Dewulf

Overview - Overzicht

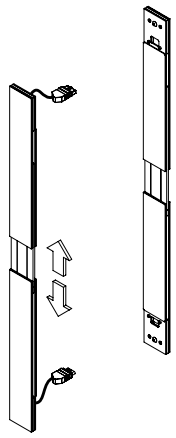

telescopic suspension
telescopische ophanging

end part
sluitstuk

pendant height **pendelhoogte**	**leather finishing** **leder afwerking**	
900-1200mm	white / wit	black / zwart
1200-1650mm	white / wit	black / zwart

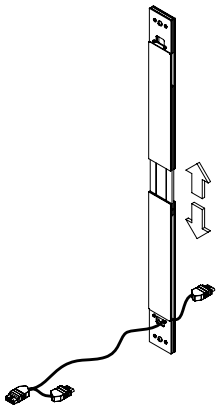

telescopic suspension
telescopische ophanging

coupler
koppelstuk

pendant height **pendelhoogte**	**leather finishing** **leder afwerking**	
900-1200mm	white / wit	black / zwart
1200-1650mm	white / wit	black / zwart

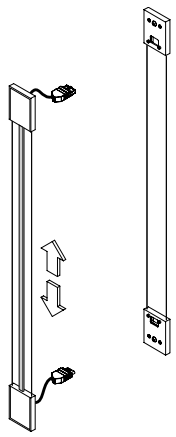

cable suspension
kabelophanging

end part
sluitstuk

pendant height **pendelhoogte**	**colour** **kleur**
max. 2500mm	black / zwart

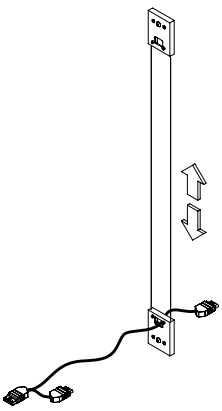

cable suspension
kabelophanging

coupler
koppelstuk

pendant height **pendelhoogte**	**colour** **kleur**
max. 2500mm	black / zwart

Cadre

Project Kasba Office
Location Sint-Stevens-Woluwe, Belgium

Int. Architect Kasba - S. D'Hondt, B. Gryspeert
Photographer Kreon

Diapason

Light made orientable

Thanks to a gyroscopic principle, Diapason can be easily positioned in any direction in order to highlight architectural details. A revolving stop locks the fitting in any position. Different reflectors are available depending on the light source. These reflectors are easily installed by being clipped into the housing after the luminaire installation and connection. A wide range of light sculpting accessories is available such as dichroic filters, lenses and louvres. The fixture can be directly mounted with a round or square base, in track systems or even with a M10 nipple for special applications. It is delivered in silvergrey, black or white wet paint.

Wendbaar licht

Dankzij het gyroscopische principe, kan Diapason gemakkelijk in alle richtingen gepositioneerd worden om zo architecturale details te benadrukken. Uitgerust met een mechanische blokkering kan het armatuur vastgezet worden in een gekozen richting. Afhankelijk van de lichtbron kan Diapason uitgerust worden met verschillende reflectoren die eenvoudig geïnstalleerd kunnen worden. Een groot gamma aan toebehoren om het licht te sculpteren is beschikbaar; dichroïsche filters, lenzen en louvers. Diapason is verkrijgbaar voor een directe montage met een ronde of een vierkante basis, op tracksystemen of met een M10 nippel voor uw eigen creatieve oplossingen. Het armatuur is afgewerkt met een zilvergrijze, zwarte of witte natlak.

Diapason

Project Hallepoort*
Location Brussels, Belgium

Architect Marco Bollen
Photographer Serge Brison

* Under commission of the Royal Museum of Art and History.

Diapason

This fitting is the basic element of the Diapason series and is developed for QT12-ax, QR-LP111, QPAR30 and HIT-TC-CE. When required, it is equipped with a cooling profile which ensures sufficient heat dissipation. Reflectors required for QT12-ax and HIT-TC-CE can be easily installed and allow lighting designers to choose among different beam angles. Furthermore, beam angles can be shaped by a variety of complimentary accessories.

Dit toestel is het basiselement van de Diapason serie en is ontwikkeld voor QT12-ax, QR-LP111, QPAR 30 en HIT-TC-CE. Indien nodig is een koelprofiel voorzien dat een optimale warmtespreiding van de lichtbron verzekert. De noodzakelijke reflector voor QT12-ax en HIT-TC-CE kan eenvoudig geplaatst worden en laat de lichtontwerper de keuze tussen verschillende bundelbreedtes. Door verder gebruik te maken van verschillende accessoires kan de lichtbundel naar wens gevormd worden.

Grey Diapason on-Track QT12-ax on 3-circuit track



Grey Diapason QR-LP111 with round base

Diapason

name	diapason	diapason on-Track*	naam
lamptype	QT12-ax	QT12-ax	lamptype
white	**kr**976121	**kr**926121	wit
black	**kr**976122	**kr**926122	zwart
grey	**kr**976123	**kr**926123	grijs
	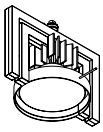	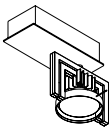	
HxWØ	125x182 Ø113	178x182 Ø113	HxB Ø
fitting	GY6.35	GY6.35	lampvoet
max. watt	100W	100W	max. watt
voltage	12V	230V/12V	voltage
symbol			symbool
gear	excl.	electr. incl.	VSA
rotation/ inclination	360°/180°	360°/180°	rotatie/ inclinatie
IP	40	40	IP
class	3	1	klasse
orientation	→ ↑ ↓	↑	oriëntatie
required			**noodzakelijk**
reflector 8°	**kr**706002	**kr**706002	reflector 8°
reflector 24°	**kr**706004	**kr**706004	reflector 24°
reflector 45°	**kr**706006	**kr**706006	reflector 45°
optional			**optioneel**
base			**basis**
round white	**kr**776001		rond wit
square white	**kr**776011		vierkant wit
round black	**kr**776002		rond zwart
square black	**kr**776012		vierkant zwart
round grey	**kr**776003		rond grijs
square grey	**kr**776013		vierkant grijs
louvres & lenses	see page 92	see page 92	**louvers & lenzen**
****glare prev.**			**schaduwpet****
obliq. white H150	**kr**716431	**kr**716431	schuin wit H150
obliq. black H150	**kr**716432	**kr**716432	schuin zwart H150
obliq. grey H150	**kr**716433	**kr**716433	schuin grijs H150
straight white H50	**kr**716511	**kr**716511	recht wit H50
straight black H50	**kr**716512	**kr**716512	recht zwart H50
straight grey H50	**kr**716513	**kr**716513	recht grijs H50
straight white H90	**kr**716521	**kr**716521	recht wit H90
straight black H90	**kr**716522	**kr**716522	recht zwart H90
straight grey H90	**kr**716523	**kr**716523	recht grijs H90
gearbox	see page 62		**transfobox**

Remarks

* on-Track has to be used in combination with a 3-circuit tracksystem (see page 93).

** A combination of louvres, lenses or filters is possible when using glare preventer and fixation spring (see page 92).

Opmerkingen

* on-Track moet op een 3-fase railsysteem aangesloten worden (zie pagina 93).

** Een combinatie van louvers, lenzen en filters is mogelijk indien u gebruik maakt van de schaduwpet met fixatieveer (zie pagina 92).

name	diapason	diapason on-Track*	diapason on-Track*	naam
lamptype	HIT-TC-CE	HIT-TC-CE	HIT-TC-CE	lamptype
white	**kr**976581	**kr**926581	**kr**936581	wit
black	**kr**976582	**kr**926582	**kr**936582	zwart
grey	**kr**976583	**kr**926583	**kr**936583	grijs
	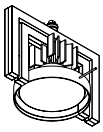	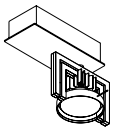	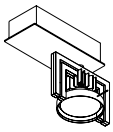	
HxWØ	125x182 Ø113	178 x182 Ø113	178 x182 Ø113	HxB Ø
fitting	PGJ5	PGJ5	PGJ5	lampvoet
max. watt	20W/35W	20W	35W	max. watt
voltage	230V/1,5kV	230V/1,5kV	230V/1,5kV	voltage
symbol				symbool
gear	excl.	electr. incl.	electr. incl.	VSA
rotation/ inclination	360°/180°	360°/180°	360°/180°	rotatie/ inclinatie
IP	40	40	40	IP
class	1	1	1	klasse
orientation	→ ↑ ↓	↑	↑	oriëntatie
required				**noodzakelijk**
reflector 8°	**kr**706002	**kr**706002	**kr**706002	reflector 8°
reflector 24°	**kr**706004	**kr**706004	**kr**706004	reflector 24°
reflector 45°	**kr**706006	**kr**706006	**kr**706006	reflector 45°
UV glass	incl.	incl.	incl.	UV glas
optional				**optioneel**
base				**basis**
round white	**kr**776001			rond wit
square white	**kr**776011			vierkant wit
round black	**kr**776002			rond zwart
square black	**kr**776012			vierkant zwart
round grey	**kr**776003			rond grijs
square grey	**kr**776013			vierkant grijs
louvres & lenses	see page 92	see page 92	see page 92	**louvers & lenzen**
****glare prev.**				**schaduwpet****
obliq. white H150	**kr**716431	**kr**716431	**kr**716431	schuin wit H150
obliq. black H150	**kr**716432	**kr**716432	**kr**716432	schuin zwart H150
obliq.. grey H150	**kr**716433	**kr**716433	**kr**716433	schuin grijs H150
straight white H50	**kr**716511	**kr**716511	**kr**716511	recht wit H50
straight black H50	**kr**716512	**kr**716512	**kr**716512	recht zwart H50
straight grey H50	**kr**716513	**kr**716513	**kr**716513	recht grijs H50
straight white H90	**kr**716521	**kr**716521	**kr**716521	recht wit H90
straight black H90	**kr**716522	**kr**716522	**kr**716522	recht zwart H90
straight grey H90	**kr**716523	**kr**716523	**kr**716523	recht grijs H90
gearbox	see page 64			**transfobox**

Remarks

* on-Track has to be used in combination with a 3-circuit tracksystem (see page 93).

** A combination of louvres, lenses or filters is possible when using glare preventer and fixation spring (see page 92).

Opmerkingen

* on-Track moet op een 3-fase railsysteem aangesloten worden (zie pagina 93).

** Een combinatie van louvers, lenzen en filters is mogelijk indien u gebruik maakt van de schaduwpet met fixatieveer (zie pagina 92).

Diapason

name	diapason	diapason on-track*	diapason **	diapason on-track*/**	naam
lamptype	QR-LP111	QR-LP111	QPAR30	QPAR30	lamptype
white	**kr**976111	**kr**926111	**kr**976131	**kr**926131	wit
black	**kr**976112	**kr**926112	**kr**976132	**kr**926132	zwart
grey	**kr**976113	**kr**926113	**kr**976133	**kr**926133	grijs
	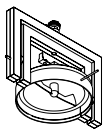	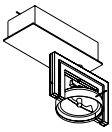	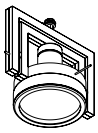	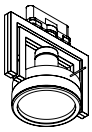	
HxWØ	125x182 Ø113	178x182 Ø113	160x182 Ø113	179x182 Ø113	HxB Ø
fitting	G53	G53	E27	E27	lampvoet
max. watt	100W	100W	75W	75W	max. watt
voltage	12V	230V/12V	230V	230V	voltage
symbol					symbool
gear	excl.	electr. incl.			VSA
rotation/ inclination	360°/180°	360°/180°	360°/180°	360°/180°	rotatie/ inclinatie
IP	40	40	40	40	IP
class	3	1	1	1	klasse
orientation	→ ↑ ↓	↑	→ ↑ ↓	↑	oriëntatie

optional					**optioneel**
base					**basis**
round white	**kr**776001		**kr**776001		rond wit
square white	**kr**776011		**kr**776011		vierkant wit
round black	**kr**776002		**kr**776002		rond zwart
square black	**kr**776012		**kr**776012		vierkant zwart
round grey	**kr**776003		**kr**776003		rond grijs
square grey	**kr**776013		**kr**776013		vierkant grijs
glare preventer					**schaduwpet**
QPAR30 ring			incl.	incl.	QPAR30 ring
obliq. white H150			**kr**716431	**kr**716431	schuin wit H150
obliq. black H150			**kr**716432	**kr**716432	schuin zwart H150
obliq. grey H150			**kr**716433	**kr**716433	schuin grijs H150
straight white H50			**kr**716511	**kr**716511	recht wit H50
straight black H50			**kr**716512	**kr**716512	recht zwart H50
straight grey H50			**kr**716513	**kr**716513	recht grijs H50
straight white H90			**kr**716521	**kr**716521	recht wit H90
straight black H90			**kr**716522	**kr**716522	recht zwart H90
straight grey H90			**kr**716523	**kr**716523	recht grijs H90
gearbox	see page 62		see page 63		**transfobox**

Remarks

* on-Track has to be used in combination with a 3-circuit tracksystem (see page 91).

** QPAR30 (L:90,5) shortneck.

Opmerkingen

* on-Track moet op een 3-fase railsysteem aangesloten worden (zie pagina 91).

** QPAR30 (L:90,5) shortneck.

Diapason

Project Dodds House
Location Sydney, Australia

Architect Engelen Moore
Photographer Ross Honeysett

Diapason Cover

Project BMW Van Osch & ZN
Location Halen, Belgium

Int. Architect Eric Vandecauter
Photographer Kreon

Diapason Cover

Diapason Cover is designed for QR-LP111, TC-TE HE, HIT-TC or HIR-CE111 lamps. The backside of the fitting is covered to avoid light dissipation. Combined with the glare preventer, this fitting provides lighting designers an extremely efficient tool with a completely hidden and enclosed light source. The light beam of the QR-LP111 can be altered by various accessories like UV filters, sculpture lenses, etc.

Diapason Cover is ontwikkeld voor QR-LP111, TC-TE HE, HIT-TC of HIR-CE111 lampen. Achteraan is het toestel voorzien van een afdichting die lichtvervuiling voorkomt. Samen met de noodzakelijke antiverblindingspet voorziet dit toestel de lichtplanner van een extreem doeltreffend instrument met een volledig verborgen lichtbron. De lichtkegel van de QR-LP111 versie kan door het gebruik van verschillende accessoires naar wens gevormd worden.

Black Diapason Cover QR-LP111 on gearbox with oblique glare preventer

Grey Diapason Cover HIT-TC on-Track on 3-circuit track with oblique glare preventer

Diapason Cover

name	diapason cover	diapason cover on-track*	diapason cover	diapason cover on-track*	naam
lamptype	QR-LP111	QR-LP111	TC-TE HE	TC-TE HE	lamptype
white	**kr**986111	**kr**936111	**kr**976571	**kr**926571	wit
black	**kr**986112	**kr**936112	**kr**976572	**kr**926572	zwart
grey	**kr**986113	**kr**936113	**kr**976573	**kr**926573	grijs
	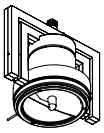	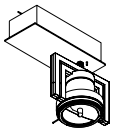	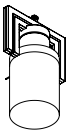	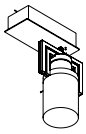	
HxW Ø	125x182 Ø113	178x182 Ø113	275x182 Ø113	328x182 Ø113	HxB Ø
fitting	G53	G53	GR14q-1	GR14q-1	lampvoet
max. watt	100W	100W	14W/17W	14W/17W	max. watt
voltage	12V	230V/12V	gear req.	230V	voltage
symbol					symbool
gear	excl.	electr. incl.	excl.	electr. incl.	VSA
rotation/ inclination	360°/180°	360°/180°	360°/180°	360°/180°	rotatie/ inclinatie
IP	40	40	40	40	IP
class	1	1	1	1	klasse
orientation	→ ↑ ↓	↑	→ ↑ ↓	↑	oriëntatie

required					**noodzakelijk**
****glare prev.**					**schaduwpet****
straight H150			incl.	incl.	recht H150
obliq. white H150	**kr**716431	**kr**716431			schuin wit H150
obliq. black H150	**kr**716432	**kr**716432			schuin zwart H150
obliq. grey H150	**kr**716433	**kr**716433			schuin grijs H150
straight white H50	**kr**716511	**kr**716511			recht wit H50
straight black H50	**kr**716512	**kr**716512			recht zwart H50
straight grey H50	**kr**716513	**kr**716513			recht grijs H50
straight white H90	**kr**716521	**kr**716521			recht wit H90
straight black H90	**kr**716522	**kr**716522			recht zwart H90
straight grey H90	**kr**716523	**kr**716523			recht grijs H90

optional					**optioneel**
base					**basis**
round white	**kr**776001		**kr**776001		rond wit
square white	**kr**776011		**kr**776011		vierkant wit
round black	**kr**776002		**kr**776002		rond zwart
square black	**kr**776012		**kr**776012		vierkant zwart
round grey	**kr**776003		**kr**776003		rond grijs
square grey	**kr**776013		**kr**776013		vierkant grijs
louvres & lenses	see page 92	see page 92			**louvers & lenzen**
gearbox	see page 62		see page 63		**transfobox**

Remarks

* on-Track has to be used in combination with a 3-circuit tracksystem (see page 91).

** A combination of louvres, lenses or filters is possible when using glare preventer and fixation spring (see page 92).

Opmerkingen

* on-Track moet op een 3-fase railsysteem aangesloten worden (zie pagina 91).

** Een combinatie van louvers, lenzen en filters is mogelijk indien u gebruik maakt van de schaduwpet met fixatieveer (zie pagina 92).

name	diapason cover	diapason cover on-track*	diapason cover on-track*	naam
lamptype	HIT-TC	HIT-TC	HIT-TC	lamptype
white	**kr**976521	**kr**926521	**kr**936521	wit
black	**kr**976522	**kr**926522	**kr**936522	zwart
grey	**kr**976523	**kr**926523	**kr**936523	grijs
	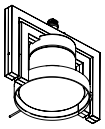	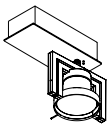	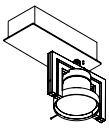	
HxWØ	125x182 Ø113	178x182 Ø113	178x182 Ø113	HxB Ø
fitting	G8.5	G8.5	G8.5	lampvoet
max. watt	20W/35W/70W	35W	70W	max. watt
voltage	230V/5kV	230V/5kV	230V/5kV	voltage
symbol				symbool
gear	excl.	electr. incl.	electr. incl.	VSA
rotation/ inclination	360°/180°	360°/180°	360°/180°	rotatie/ inclinatie
IP	40	40	40	IP
class	1	1	1	klasse
orientation	→ ↑ ↓	↑	↑	oriëntatie

required				**noodzakelijk**
****glare prev.**				**schaduwpet****
obliq. white H150	**kr**716431	**kr**716431	**kr**716431	schuin wit H150
obliq. black H150	**kr**716432	**kr**716432	**kr**716432	schuin zwart H150
obliq. grey H150	**kr**716433	**kr**716433	**kr**716433	schuin grijs H150
straight white H50	**kr**716511	**kr**716511	**kr**716511	recht wit H50
straight black H50	**kr**716512	**kr**716512	**kr**716512	recht zwart H50
straight grey H50	**kr**716513	**kr**716513	**kr**716513	recht grijs H50
straight white H90	**kr**716521	**kr**716521	**kr**716521	recht wit H90
straight black H90	**kr**716522	**kr**716522	**kr**716522	recht zwart H90
straight grey H90	**kr**716523	**kr**716523	**kr**716523	recht grijs H90
reflector				**reflector**
spot	**kr**720082	**kr**720082	**kr**720082	spot
flood	**kr**720084	**kr**720084	**kr**720084	flood
wide flood	**kr**720086	**kr**720086	**kr**720086	wide flood
UV glass	incl.	incl.	incl.	UV glas

optional				**optioneel**
base				**basis**
round white	**kr**776001			rond wit
square white	**kr**776011			vierkant wit
round black	**kr**776002			rond zwart
square black	**kr**776012			vierkant zwart
round grey	**kr**776003			rond grijs
square grey	**kr**776013			vierkant grijs
gearbox	see page 64			**transfobox**

Remarks

* on-Track has to be used in combination with a 3-circuit tracksystem (see page 91).

** A combination of louvres, lenses or filters is possible when using glare preventer and fixation spring (see page 92).

Opmerkingen

* on-Track moet op een 3-fase railsysteem aangesloten worden (zie pagina 91).

** Een combinatie van louvers, lenzen en filters is mogelijk indien u gebruik maakt van de schaduwpet met fixatieveer (zie pagina 92).

Diapason Cover

name	diapason cover	diapason cover on-track*	diapason cover on-track*	naam
lamptype	HIR-CE111	HIR-CE111	HIR-CE111	lamptype
white	**kr**976511	**kr**926511	**kr**936511	wit
black	**kr**976512	**kr**926512	**kr**936512	zwart
grey	**kr**976513	**kr**926513	**kr**936513	grijs
	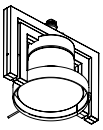	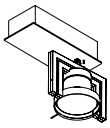	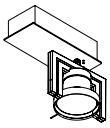	
HxWØ	125x182 Ø113	178x182 Ø113	178x182 Ø113	HxB Ø
fitting	GX8.5	GX8.5	GX8.5	lampvoet
max. watt	20W/35W/70W	35W	70W	max. watt
voltage	230V/5kV	230V/5kV	230V/5kV	voltage
symbol				symbool
gear	excl.	electr. incl.	electr. incl.	VSA
rotation/ inclination	360°/180°	360°/180°	360°/180°	rotatie/ inclinatie
IP	40	40	40	IP
class	1	1	1	klasse
orientation	→ ↑ ↓	↑	↑	oriëntatie

required				**noodzakelijk**
glare preventer				**schaduwpet**
obliq. white H150	**kr**716431	**kr**716431	**kr**716431	schuin wit H150
obliq. black H150	**kr**716432	**kr**716432	**kr**716432	schuin zwart H150
obliq. grey H150	**kr**716433	**kr**716433	**kr**716433	schuin grijs H150
straight white H50	**kr**716511	**kr**716511	**kr**716511	recht wit H50
straight black H50	**kr**716512	**kr**716512	**kr**716512	recht zwart H50
straight grey H50	**kr**716513	**kr**716513	**kr**716513	recht grijs H50
straight white H90	**kr**716521	**kr**716521	**kr**716521	recht wit H90
straight black H90	**kr**716522	**kr**716522	**kr**716522	recht zwart H90
straight grey H90	**kr**716523	**kr**716523	**kr**716523	recht grijs H90

optional		**optioneel**
base		**basis**
round white	**kr**776001	rond wit
square white	**kr**776011	vierkant wit
round black	**kr**776002	rond zwart
square black	**kr**776012	vierkant zwart
round grey	**kr**776003	rond grijs
square grey	**kr**776013	vierkant grijs
gearbox	see page 64	**transfobox**

Remarks

* on-Track has to be used in combination with a 3-circuit tracksystem (see page 91).

Opmerkingen

* on-Track moet op een 3-fase railsysteem aangesloten worden (zie pagina 91).

Diapason Cover

Project SN3 / Chanel
Location Antwerp, Belgium

Architect Jo Peeters
Photographer Serge Brison

Remark: product shown is different from standard.

Small Diapason

Project Kree interieur
Location Kapellen, Belgium

Architect Frederic Leers
Photographer Serge Brison

Small Diapason

Small Diapason is designed for QR-CBC51, HIPAR16, QPAR16, HIPAR20 lamps and LEDs. When required, it is equipped with a cooling profile which ensures sufficient heat dissipation. The light beam of the QR-CBC51 can be shaped by various accessories.

Small Diapason is ontwikkeld voor QR-CBC51, HIPAR16, QPAR16, HIPAR20 lampen of LED. Indien nodig is een koelprofiel voorzien dat een optimale warmtespreiding van de lichtbron verzekert. Verschillende accessoires laten toe de lichtbundel van de QR-CBC51 te modelleren.

White Small Diapason LED with round base

Grey Small Diapason QR-CBC51 with oblique and straight glare preventer, on twin gearbox

White Small Diapason HIPAR16 on gearbox with straight glare preventer



White Small Diapason Twister on 3-circuit track with oblique glare preventer

Small Diapason

name	small diapason	small diapason on-track*	small diapason	small diapason on-track*	naam
lamptype	QR-CBC51	QR-CBC51	QPAR16	QPAR16	lamptype
white	**kr**976101	**kr**926101	**kr**976161	**kr**926161	wit
black	**kr**976102	**kr**926102	**kr**976162	**kr**926162	zwart
grey	**kr**976103	**kr**926103	**kr**976163	**kr**926163	grijs
	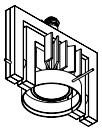	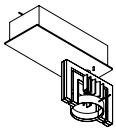	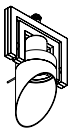	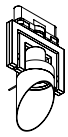	
HxWØ	105x140 Ø72	158x140 Ø72	205x140 Ø72	224x140 Ø72	HxB Ø
fitting	GU5.3	GU5.3	GZ10/GU10	GZ10/GU10	lampvoet
max. watt	50W	50W	50W	50W	max. watt
voltage	12V	230V/12V	230V	230V	voltage
symbol					symbool
gear	excl.	electr. incl.			VSA
rotation/ inclination	360°/180°	360°/180°	360°/180°	360°/180°	rotatie/ inclinatie
IP	40	40	40	40	IP
class	3	1	1	1	klasse
orientation	→ ↑ ↓	↑	→ ↑ ↓	↑	oriëntatie

optional					**optioneel**
****glare preventer**					**schaduwpet****
obliq. white H100	**kr**706431		incl.	incl.	schuin wit H100
obliq. black H100	**kr**706432		incl.	incl.	schuin zwart H100
obliq. grey H100	**kr**706433		incl.	incl.	schuin grijs H100
straight white H60	**kr**706521		**kr**706521	**kr**706521	recht wit H60
straight black H60	**kr**706522		**kr**706522	**kr**706522	recht zwart H60
straight grey H60	**kr**706523		**kr**706523	**kr**706523	recht grijs H60

base					**basis**
round white	**kr**776001		**kr**776001		rond wit
square white	**kr**776011		**kr**776011		vierkant wit
round black	**kr**776002		**kr**776002		rond zwart
square black	**kr**776012		**kr**776012		vierkant zwart
round grey	**kr**776003		**kr**776003		rond grijs
square grey	**kr**776013		**kr**776013		vierkant grijs
louvres & lenses	see page 92	see page 92			**louvers & lenzen**
gearbox	see page 62		see page 62		**transfobox**

Remarks

* on-Track has to be used in combination with a 3-circuit tracksystem (see page 91).

** A combination of louvres, lenses or filters is possible when using glare preventer and fixation spring (see page 92).

Opmerkingen

* on-Track moet op een 3-fase railsysteem aangesloten worden (zie pagina 91).

** Een combinatie van louvers, lenzen en filters is mogelijk indien u gebruik maakt van de schaduwpet met fixatieveer (zie pagina 92).

name	small diapason	small diapason on-track*	small diapason	small diapason on-track*	naam
lamptype	HIPAR20	HIPAR20	HIPAR16	HIPAR16	lamptype
white	**kr**976561	**kr**926561	**kr**976661	**kr**926661	wit
black	**kr**976562	**kr**926562	**kr**976662	**kr**926662	zwart
grey	**kr**976563	**kr**926563	**kr**976663	**kr**926663	grijs
	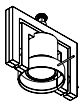	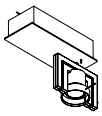	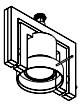	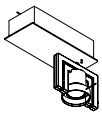	
HxWØ	105x140 Ø72	158x140 Ø72	105x140 Ø72	158x140 Ø72	HxB Ø
fitting	E27	E27	GX10	GX10	lampvoet
max. watt	20W/35W	35W	20W	20W	max. watt
voltage	230V/5kV	230V/5kV	230V/5kV	230V/5kV	voltage
symbol					symbool
gear	excl.	electr. incl.	excl.	electr. incl.	VSA
rotation/ inclination	360°/180°	360°/180°	360°/180°	360°/180°	rotatie/ inclinatie
IP	40	40	40	40	IP
class	1	1	1	1	klasse
orientation	→ ↑ ↓	↑	→ ↑ ↓	↑	oriëntatie
required					**noodzakelijk**
glare preventer					**schaduwpet**
obliq. white H100			**kr**706431	**kr**706431	schuin wit H100
obliq. black H100			**kr**706432	**kr**706432	schuin zwart H100
obliq. grey H100			**kr**706433	**kr**706433	schuin grijs H100
straight white H60	**kr**706521	**kr**706521	**kr**706521	**kr**706521	recht wit H60
straight black H60	**kr**706522	**kr**706522	**kr**706522	**kr**706522	recht zwart H60
straight grey H60	**kr**706523	**kr**706523	**kr**706523	**kr**706523	recht grijs H60
optional					**optioneel**
base					**basis**
round white	**kr**776001		**kr**776001		rond wit
square white	**kr**776011		**kr**776011		vierkant wit
round black	**kr**776002		**kr**776002		rond zwart
square black	**kr**776012		**kr**776012		vierkant zwart
round grey	**kr**776003		**kr**776003		rond grijs
square grey	**kr**776013		**kr**776013		vierkant grijs
gearbox	see page 65		see page 65		**transfobox**

Remarks

* on-Track has to be used in combination with a 3-circuit tracksystem (see page 91).

Opmerkingen

* on-Track moet op een 3-fase railsysteem aangesloten worden (zie pagina 91).

Small Diapason

name	small diapason	small diapason on-track*	naam
lamptype	LED**	LED**	lamptype
white	**kr**976301	**kr**926301	wit
black	**kr**976302	**kr**926302	zwart
grey	**kr**976303	**kr**926303	grijs
	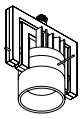	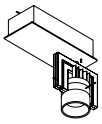	
HxWØ	105x140 Ø72	158x182 Ø113	HxB Ø
max. watt	7,2W	7,2W	max. watt
voltage	350mA	230V/350mA	voltage
symbol			symbool
gear	excl.	electr. incl.	VSA
rotation/ inclination	360°/180°	360°/180°	rotatie/ inclinatie
IP	40	40	IP
class	3	1	klasse
orientation	→ ↑ ↓	↑	oriëntatie

base		**basis**
round white	**kr**776001	rond wit
square white	**kr**776011	vierkant wit
round black	**kr**776002	rond zwart
square black	**kr**776012	vierkant zwart
round grey	**kr**776003	rond grijs
square grey	**kr**776013	vierkant grijs
gearbox	see page 65	**transfobox**

Remarks

* on-Track has to be used in combination with a 3-circuit tracksystem (see page 91).

** LED incl.

Opmerkingen

* on-Track moet op een 3-fase railsysteem aangesloten worden (zie pagina 91).

** LED incl.

Small Diapason

Project Poliform Showroom
Location Miami, USA

Int. Architect Poliform
Photographer Kreon

Gearbox - Transfobox

name	diapason	diapason	diapason cover	small diapason	naam
lamptype	QT12-ax	QR-LP111	QR-LP111	QR-CBC51	lamptype
symbol					symbool
white	**kr**976121	**kr**976111	**kr**986111	**kr**976101	wit
black	**kr**976122	**kr**976112	**kr**986112	**kr**976102	zwart
grey	**kr**976123	**kr**976113	**kr**986113	**kr**976103	grijs
	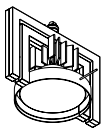	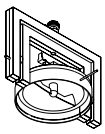	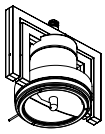	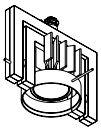	
***gearbox single base**					**transfobox * single basis**
	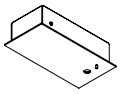	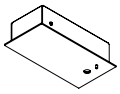	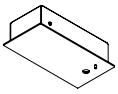	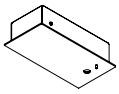	
LxWxH	170x80x43	170x80x43	170x80x43	170x80x43	LxBxH
cut out LxW	160x80	160x80	160x80	160x80	LxB inbouw
20-50W white	**kr**996111	**kr**996111	**kr**996111	**kr**996111	20-50W wit
20-50W black	**kr**996112	**kr**996112	**kr**996112	**kr**996112	20-50W zwart
20-50W grey	**kr**996113	**kr**996113	**kr**996113	**kr**996113	20-50W grijs
35-105W white	**kr**996121	**kr**996121	**kr**996121		35-105W wit
35-105W black	**kr**996122	**kr**996122	**kr**996122		35-105W zwart
35-105W grey	**kr**996123	**kr**996123	**kr**996123		35-105W grijs
***gearbox twin base**					**transfobox * twin basis**
	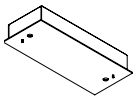	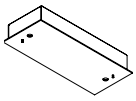	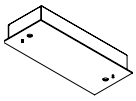	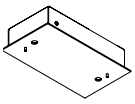	
LxWxH				190x105x43	LxBxH
cut out LxW				180x95	LxB inbouw
35-105W white				**kr**996211	35-105W wit
35-105W black				**kr**996212	35-105W zwart
35-105W grey				**kr**996213	35-105W grijs
LxWxH	255x105x43	255x105x43	255x105x43		LxBxH
cut out LxW	245x95	245x95	245x95		LxB inbouw
50-150W white	**kr**996621	**kr**996621	**kr**996621		50-150W wit
50-150W black	**kr**996622	**kr**996622	**kr**996622		50-150W zwart
50-150W grey	**kr**996623	**kr**996623	**kr**996623		50-150W grijs

Remark

* The gearbox can be recessed or surface mounted.

Opmerking

* De transfobox kan zowel op - als ingebouwd worden.

name	diapason	small diapason	diapason cover	naam
lamptype	QPAR30	QPAR16	TC-TE HE	lamptype
symbol				symbool
white	**kr**976131	**kr**976161	**kr**976571	wit
black	**kr**976132	**kr**976162	**kr**976572	zwart
grey	**kr**976133	**kr**976163	**kr**976573	grijs

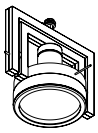
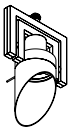
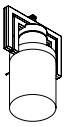

***gearbox single base**				**transfobox * single basis**

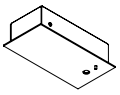

LxWxH			190x105x43	LxBxH
cut out LxW			180x95	LxB inbouw
14-17W white			**kr**996171	14-17W wit
14-17W black			**kr**996172	14-17W zwart
14-17W grey			**kr**996173	14-17W grijs
***gearbox twin base**				**transfobox * twin basis**

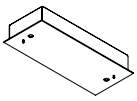
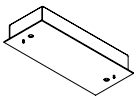

LxWxH		190x105x43		LxBxH
cut out LxW		180x95		LxB inbouw
gear excl. white		**kr**996201		VSA excl. wit
gear excl. black		**kr**996202		VSA excl. zwart
gear excl. grey		**kr**996203		VSA excl. grijs
LxWxH	255x105x43			LxBxH
cut out LxW	245x95			LxB inbouw
gear excl. white	**kr**996641			VSA excl. wit
gear excl. black	**kr**996642			VSA excl. zwart
gear excl. grey	**kr**996643			VSA excl. grijs

Remark

* The gearbox can be recessed or surface mounted.

Opmerking

* De transfobox kan zowel op - als ingebouwd worden.

Gearbox - Transfobox

name	diapason	diapason cover	diapason cover	naam
lamptype	HIT-TC-CE	HIT-TC	HIR-CE111	lamptype
symbol				symbool
white	**kr**976581	**kr**976521	**kr**976511	wit
black	**kr**976582	**kr**976522	**kr**976512	zwart
grey	**kr**976583	**kr**976523	**kr**976513	grijs
	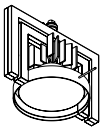	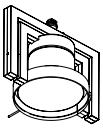	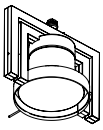	
***gearbox single base**				**transfobox* single basis**
	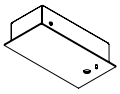	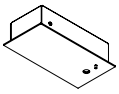	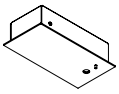	
LxWxH	170x80x43	190x105x43	190x105x43	LxBxH
cut out LxW	160x70	180x95	180x95	LxB inbouw
gear excl. white		**kr**996541	**kr**996541	VSA excl. wit
gear excl. black		**kr**996542	**kr**996542	VSA excl. zwart
gear excl. grey		**kr**996543	**kr**996543	VSA excl. grijs
gear 20W white	**kr**996151	**kr**996551	**kr**996551	VSA 20W wit
gear 20W black	**kr**996152	**kr**996552	**kr**996552	VSA 20W zwart
gear 20W grey	**kr**996153	**kr**996553	**kr**996553	VSA 20W grijs
gear 35W white	**kr**996161	**kr**996561	**kr**996561	VSA 35W wit
gear 35W black	**kr**996162	**kr**996562	**kr**996562	VSA 35W zwart
gear 35W grey	**kr**996163	**kr**996563	**kr**996563	VSA 35W grijs
gear 70W white		**kr**996571	**kr**996571	VSA 70W wit
gear 70W black		**kr**996572	**kr**996572	VSA 70W zwart
gear 70W grey		**kr**996573	**kr**996573	VSA 70W grijs
***gearbox twin base**				**transfobox* twin basis**
	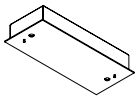	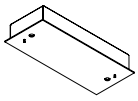	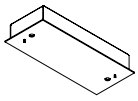	
LxWxH	255x105x43	255x105x43	255x105x43	LxBxH
cut out LxW	245x95	245x95	245x95	LxB inbouw
gear excl. white	**kr**996641	**kr**996641	**kr**996641	VSA excl. wit
gear excl. black	**kr**996642	**kr**996642	**kr**996642	VSA excl. zwart
gear excl. grey	**kr**996643	**kr**996643	**kr**996643	VSA excl. grijs
2x35W white		**kr**996661	**kr**996661	2x35W wit
2x35W black		**kr**996662	**kr**996662	2x35W zwart
2x35W grey		**kr**996663	**kr**996663	2x35W grijs

Remark

* The gearbox can be recessed or surface mounted.

Opmerking

* De transfobox kan zowel op - als ingebouwd worden.

name	small diapason	small diapason	small diapason	naam
lamptype	HIPAR20	HIPAR16	LED	lamptype
symbol				symbool
white	**kr**976561	**kr**976661	**kr**976301	wit
black	**kr**976562	**kr**976662	**kr**976302	zwart
grey	**kr**976563	**kr**976663	**kr**976303	grijs

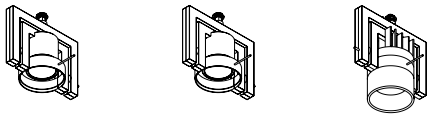

***gearbox single base**				**transfobox* single basis**

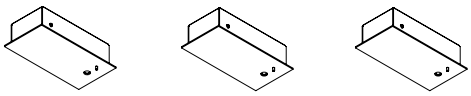

LxWxH	190x105x43	170x80x43	170x80x43	LxBxH
cut out LxW	180x95	160x70	160x70	LxB inbouw
gear excl. white	**kr**996541			VSA excl. wit
gear excl. black	**kr**996542			VSA excl. zwart
gear excl. grey	**kr**996543			VSA excl. grijs
gear LED white			**kr**996351	VSA LED wit
gear LED black			**kr**996352	VSA LED zwart
gear LED grey			**kr**996353	VSA LED grijs
gear 20W white	**kr**996551	**kr**996151		VSA 20W wit
gear 20W black	**kr**996552	**kr**996152		VSA 20W zwart
gear 20W grey	**kr**996553	**kr**996153		VSA 20W grijs
gear 35W white	**kr**996561			VSA 35W wit
gear 35W black	**kr**996562			VSA 35W zwart
gear 35W grey	**kr**996563			VSA 35W grijs
***gearbox twin base**				**transfobox* twin basis**

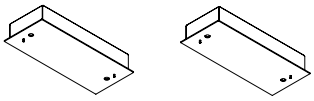

LxWxH	255x105x43	255x105x43		LxBxH
cut out LxW	245x95	245x95		LxB inbouw
gear excl. white	**kr**996641	**kr**996641		VSA excl. wit
gear excl. black	**kr**996642	**kr**996642		VSA excl. zwart
gear excl. grey	**kr**996643	**kr**996643		VSA excl. grijs
gear 2x35W white	**kr**996661			VSA 2x35W wit
gear 2x35W black	**kr**996662			VSA 2x35W zwart
gear 2x35W grey	**kr**996663			VSA 2x35W grijs

Remark

* The gearbox can be recessed or surface mounted.

Opmerking

* De transfobox kan zowel op - als ingebouwd worden.

Totem Ceiling

Project DFV insurance
Location Frankfurt am Main, Germany

Int. Architect Lightplanner: Lieblingslicht USA
Photographer Michael Voit

Totem Ceiling

Totem groups different Diapasons and can be equipped with additional T16 backlights. Using this combination, one single Totem can merge two illumination types: direct lighting for accent lighting and indirect lighting for general lighting. Due to a double circuit T16 system, general lighting can furthermore offer variations of white light.

Totem groepeert verschillende Diapasons en kan uitgebreid worden met T16 indirecte verlichting. Het toestel kan daardoor gebruikt worden als een functionele verlichtingsunit met meerdere verlichtingstypes: directe verlichting voor het uitlichten van accenten, indirecte verlichting voor algemene verlichting. Verschillende variaties van wit licht kunnen bekomen worden voor de algemene verlichting dankzij het dubbele dimcircuit voor de T16 lichtbronnen.

Totem Ceiling 4xQT12-ax with 24° reflector and straight glare preventer



Totem Ceiling 1xQT12-ax with 8° reflector and 1 glare preventer and 3xQT12-ax with 8° reflector and 2 straight glare preventers

Totem Ceiling

name	diapason totem ceiling	diapason totem ceiling	naam
lamptype	QT12-ax	QT12-ax	lamptype
		T16 dimmable*/**	
grey	**kr**916903	**kr**916943	grijs

HxWxH	2300x193x104	2300x193x104	HxBxH
fitting QT12-ax	GY6.35	GY6.35	**lampv. QT12-ax**
max. watt	4x100W	4x100W	max. watt
voltage	230V/12V	230V/12V	voltage
symbol			symbool
gear	electr. incl.	electr. incl.	VSA
rotation/ inclination	4x(360°/180°)	4x(360°/180°)	rotatie/ inclinatie
back light		T16	**indir. verlichting.**
fitting		G5	lampvoet
max. watt		4x21W/39W	max. watt
voltage		230V	voltage
symbol			symbool
gear		electr. incl.	VSA
IP	40	40	IP
class	1	1	klasse
orientation	↑	↓ ↑	oriëntatie

required			**noodzakelijk**
reflector 8°	4x**kr**706002	4x**kr**706002	reflector 8°
reflector 24°	4x**kr**706004	4x**kr**706004	reflector 24°
reflector 45°	4x**kr**706006	4x**kr**706006	reflector 45°

optional			**optioneel**
louvres & lenses	see page 92	see page 92	**louvers & lenzen**
glare preventer			**schaduwpet**
obliq. grey H150	**kr**716433	**kr**716433	schuin grijs H150
straight grey H50	**kr**716513	**kr**716513	recht grijs H50
straight grey H90	**kr**716523	**kr**716523	recht grijs H90

Remarks

* DALI (+touch DIM).

** We advice 2 cold light + 2 warm light T16 lamps (HE 21W or HO 39W). Dimmable per 2 lamps.

Opmerkingen

* DALI (+touch DIM).

** We adviseren 2 koud licht + 2 warm licht T16 lamps (HE 21W or HO39W). Dimbaar per 2 lampen.

name	**diapason totem ceiling**	**diapason totem ceiling**	naam
lamptype	QT12-ax+HIT-TC-CE	QT12-ax+HIT-TC-CE	lamptype
		T16 dimmable*/**	
grey	**kr**926903	**kr**926943	grijs

HxWxH	2300x193x104	2300x193x104	HxBxH
fitting QT12-ax	GY6.35	GY6.35	**lampv. QT12-ax**
max. watt	2x100W	2x100W	max. watt
voltage	230V/12V	230V/12V	voltage
symbol			symbool
gear	electr. incl.	electr. incl.	VSA
fitting HIT-TC-CE	PGJ5	PGJ5	**lampv. HIT-TC-CE**
max. watt	2x20W	2x20W	max. watt
voltage	230V/1,5kV	230V/1,5kV	voltage
symbol			symbool
gear	electr. incl.	electr. incl.	VSA
rotation/ inclination	4(360°/180°)	4(360°/180°)	rotatie/ inclinatie
back light		T16	**indir. verlicht.**
fitting		G5	lampvoet
max. watt		4x21W/39W	max. watt
voltage		230V	voltage
symbol			symbool
gear		electr. incl.	VSA
IP	40	40	IP
class	1	1	klasse
orientation	↑	↑ ↓	oriëntatie

required			**noodzakelijk**
reflector 8°	4x**kr**706002	4x**kr**706002	reflector 8°
reflector 24°	4x**kr**706004	4x**kr**706004	reflector 24°
reflector 45°	4x**kr**706006	4x**kr**706006	reflector 45°
***UV glass	incl. in reflector	incl. in reflector	UV glas***

optional			**optioneel**
****louv. & lens.**	see page 92	see page 92	**louv. & lenz.****
glare preventer			**schaduwpet**
obliq. grey H150	**kr**716433	**kr**716433	schuin grijs H150
straight grey H50	**kr**716513	**kr**716513	recht grijs H50
straight grey H90	**kr**716523	**kr**716523	recht grijs H90

Remarks

* DALI (+touch DIM).

** We advice 2 cold light + 2 warm light T16 lamps (HE 21W or HO 39W). Dimmable per 2 lamps.

*** Only for HIT-TC-CE.

**** Only for QT12-ax.

Opmerkingen

* DALI (+touch DIM).

** We adviseren 2 koud licht + 2 warm licht T16 lampen (HE 21W or HO 39W). Dimbaar per 2 lampen.

*** Alleen voor HIT-TC-CE.

**** Alleen voor QT12-ax.

Totem Floor

Project Kreon Guestroom
Location Antwerp, Belgium

Architect Clair Bataille, Paul Ibens
Photographer Kreon

Totem Floor

Totem groups different Diapasons and can be equipped with additional T16 backlights. Using this combination, one single Totem can merge two illumination types: direct lighting for spotlighting and indirect lighting for general lighting. Due to a double circuit T16 system, general lighting can furthermore offer variations of white light.

Totem groepeert verschillende Diapasons en kan uitgebreid worden met T16 indirecte verlichting. Het toestel kan daardoor gebruikt worden als een functionele verlichtingsunit met meerdere verlichtingstypes: directe verlichting voor het uitlichten van accenten, indirecte verlichting voor algemene verlichting. Verschillende variaties van wit licht kunnen bekomen worden voor de algemene verlichting dankzij het dubbele dimcircuit voor de T16 lichtbronnen.

Totem Floor 4xQT12-ax with 8° reflector and 1 glare preventer, backfluo 4xT16



Totem Floor 2xQT12-ax with 8° reflector and 1 glare preventer, 2x HIT-TC-CE with 24° reflector and straight glare preventer

Totem Floor

name	diapason totem floor	diapason totem floor**	diapason totem floor	diapason totem floor**	naam
lamptype	QT12-ax	QT12-ax	QT12-ax+HIT-TC-CE	QT12-ax+HIT-TC-CE	lamptype
		T16		T16	
*white	**kr**976901	**kr**976941			wit*
*black	**kr**976902	**kr**976942			zwart*
grey	**kr**976903	**kr**976943	**kr**986903	**kr**986943	grijs
	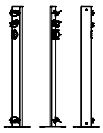	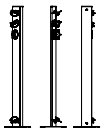	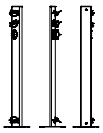	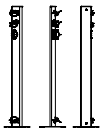	
LxWxH	193x104x2300	193x104x2300	193x104x2300	193x104x2300	LxBxH
base LxWxH	500x500x10	500x500x10	500x500x10	500x500x10	LxBxH basis
fitting QT12-ax	GY6.35	GY6.35	GY6.35	GY6.35	**lampv. QT12-ax**
max. watt	4x100W	4x100W	2x100W	2x100W	max. watt
voltage	230V/12V	230V/12V	230V/12V	230V/12V	voltage
symbol					symbool
gear	electr. incl.	electr. incl.	electr. incl.	electr. incl.	VSA
fitting HIT-TC-CE			PGJ5	PGJ5	**lampv. HIT-TC-CE**
max. wattage			2x20W	2x20W	max. watt
voltage			230V/1,5kV	230V/1,5kV	voltage
symbol					symbool
gear			electr. incl.	electr. incl.	VSA
rotation/ inclination	4(360°/180°)	4(360°/180°)	4(360°/180°)	4(360°/180°)	rotatie/ inclinatie
back light		T16		T16	**indir. verlicht.**
fitting		G5		G5	lampvoet
max. wattage		4x21W/39W		4x21W/39W	max. wattage
voltage		230V		230V	voltage
symbol					symbool
gear		electr. incl.		electr. incl.	VSA
IP	40	40	40	40	IP
class	1	1	1	1	klasse
orientation	↓	↓ →	↓	↓ →	oriëntatie
required					**noodzakelijk**
reflector 8°	4x**kr**706002	4x**kr**706002	4x**kr**706002	4x**kr**706002	reflector 8°
reflector 24°	4x**kr**706004	4x**kr**706004	4x**kr**706004	4x**kr**706004	reflector 24°
reflector 45°	4x**kr**706006	4x**kr**706006	4x**kr**706006	4x**kr**706006	reflector 45°
***UV glass			incl.	incl.	UV glas***
optional					**optioneel**
****louv. & lens.**	see page 92	see page 92	see page 92	see page 92	**louv. & lenz.****
glare preventer					**schaduwpet**
obliq. white H150	**kr**716431	**kr**716431			schuin wit H150
obliq. grey H150	**kr**716433	**kr**716433	**kr**716433	**kr**716433	schuin grijs H150
straight white H50	**kr**716511	**kr**716511	**kr**716511	**kr**716511	recht wit H50
straight grey H50	**kr**716513	**kr**716513	**kr**716513	**kr**716513	recht grijs H50
straight white H90	**kr**716521	**kr**716521			recht wit H90
straight grey H90	**kr**716523	**kr**716523	**kr**716523	**kr**716523	recht grijs H90

Remarks / Opmerkingen

* High gloss. / Hoogglans.

** We advice 2 cold light + 2 warm light T16 lamps (HE 21W or HO 39W). Dimmable per 2 lamps. / We adviseren 2 koud licht + 2 warm licht T16 lampen (HE 21W or HO 39W). Dimbaar per 2 lampen.

*** Only for HIT-TC-CE. / Alleen voor HIT-TC-CE.

**** Only for QT12-ax. / Alleen voor QT12-ax.

Totem Floor

Project private house
Location Vilvoorde, Belgium

Int. Architect M ar S Architecten
Photographer Kreon

Kwadro Wall

Project CNOA
Location Paris, France

Architect Agence Béchu
Photographer Kreon

Kwadro Ceiling and Wall

Four different light sources can be independently positioned. In addition, depending on lamp types, a wide range of reflectors and optional accessories are available. Kwadro is suitable for ceiling or wall-mounting. The special construction of the mounting box ensures simple installation.

Vier verschillende lichtbronnen kunnen onafhankelijk van elkaar gericht worden en afhankelijk van het lamptype uitgerust worden met een breed gamma reflectoren en optionele toebehoren. De specifieke constructie van de montagebox garandeert een eenvoudige montage.

Grey Kwadro Wall QPAR30

White Kwadro Ceiling QT12-ax

name	diapason** kwadro ceiling	diapason kwadro ceiling	diapason* kwadro ceiling	naam
lamptype	QT12-ax	QR-LP111	QPAR30	lamptype
white	**kr**906411	**kr**916411	**kr**986411	wit
grey	**kr**906413	**kr**916413	**kr**986413	grijs
	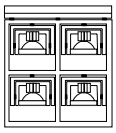	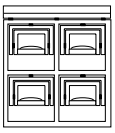	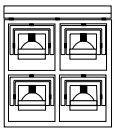	
base LxWxH	455x85x45	455x85x45	455x85x45	LxBxH basis
overall LxWxH	455x182x503	455x182x503	455x182x503	LxBxH totaal
fitting	GY6.35	G53	E27	lampvoet
max. watt	4x75W	4x75W	4x75W	max. watt
voltage	230V/12V	230V/12V	230V	voltage
symbol				symbool
gear	electr./300W/ incl.	electr./300W/ incl.		VSA
rotation/ inclination	4(360°/180°)	4x(360°/180°)	4(360°/180°)	rotatie/ inclinatie
IP	40	40	40	IP
class	1	1	1	klasse
orientation	↑	↑	↑	oriëntatie

required				**noodzakelijk**
reflector 8°	**kr**706002			reflector 8°
reflector 24°	**kr**706004			reflector 24°
reflector 45°	**kr**706006			reflector 45°

optional				**optioneel**
louvres & lenses	see page 92	see page 92	see page 92	**louvers & lenzen**
glare prev.				**schaduwpet**
QPAR30 ring			incl.	QPAR30 ring
obliq. white H150	**kr**716431		**kr**716431	schuin wit H150
obliq. grey H150	**kr**716433		**kr**716433	schuin grijs H150
straight white H90	**kr**716521		**kr**716521	recht wit H90
straight grey H90	**kr**716523		**kr**716523	recht grijs H90
straight white H50	**kr**716511		**kr**716511	recht wit H50
straight grey H50	**kr**716513		**kr**716513	recht grijs H50

Remarks

* QPAR30 (L:90,5) shortneck.

** A combination of louvres, lenses or filters is possible when using glare preventer and fixation spring (see page 92).

Opmerkingen

* QPAR30 (L:90,5) shortneck.

** Een combinatie van louvers, lenzen of filters is mogelijk indien u gebruik maakt van de schaduwpet met fixatieveer (zie pagina 92).

name	diapason** kwadro wall	diapason kwadro wall	diapason* kwadro wall	naam
lamptype	QT12-ax	QR-LP111	QPAR30	lamptype
white	**kr**906431	**kr**916431	**kr**986431	wit
grey	**kr**906433	**kr**916433	**kr**986433	grijs
	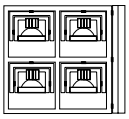	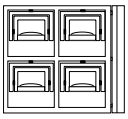	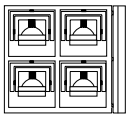	
base LxWxH	45x85x455	45x85x455	45x85x455	LxBxH basis
overall LxWxH	503x182x455	503x182x455	503x182x455	LxBxH totaal
fitting	GY6.35	G53	E27	lampvoet
max. watt	4x75W	4x75W	4x75W	max. watt
voltage	230V/12V	230V/12V	230V	voltage
symbol				symbool
gear	electr./300W/ incl.	electr./300W/ incl.		VSA
rotation/ inclination	4(360°/180°)	4x(360°/180°)	4(360°/180°)	rotatie/ inclinatie
IP	40	40	40	IP
class	1	1	1	klasse
orientation	→	→	→	oriëntatie

required				**noodzakelijk**
reflector 8°	**kr**706002			reflector 8°
reflector 24°	**kr**706004			reflector 24°
reflector 45°	**kr**706006			reflector 45°

optional				**optioneel**
louvres & lenses	see page 92	see page 92	see page 92	**louvers & lenzen**
glare prev.				**schaduwpet**
QPAR30 ring			incl.	QPAR30 ring
obliq. white H150	**kr**716431		**kr**716431	schuin wit H150
obliq. grey H150	**kr**716433		**kr**716433	schuin grijs H150
straight white H90	**kr**716521		**kr**716521	recht wit H90
straight grey H90	**kr**716523		**kr**716523	recht grijs H90
straight white H50	**kr**716511		**kr**716511	recht wit H50
straight grey H50	**kr**716513		**kr**716513	recht grijs H50

Remarks

* QPAR30 (L:90,5) shortneck.

** A combination of louvres, lenses or filters is possible when using glare preventer and fixation spring (see page 92).

Opmerkingen

* QPAR30 (L:90,5) shortneck.

** Een combinatie van louvers, lenzen of filters is mogelijk indien u gebruik maakt van de schaduwpet met fixatieveer (zie pagina 92).

Kwadro Horizontal

Project Kruisherenhotel
Location Maastricht, The Netherlands

Architect Henk Vos
Photographer Serge Brison

Kwadro Vertical and Horizontal

Four different light sources can be independently positioned. In addition, depending on lamp types, a wide range of reflectors and optional accessories is available. Kwadro is suspended by steel cables. The special construction of the mounting box ensures simple installation and tool-free adjustment.

Vier verschillende lichtbronnen kunnen onafhankelijk van elkaar gericht worden en afhankelijk van de lichtbron, uitgerust worden met een breed gamma reflectoren en optionele toebehoren. Kwadro wordt gemonteerd met stalen ophangkabels. De specifieke constructie garandeert een eenvoudige montage en een mogelijkheid tot aanpassingen (hoogte) zonder het gebruik van gereedschappen.

White Kwadro horizontal QT12-ax

Grey Kwadro vertical QPAR30

Kwadro Vertical

name	diapason** kwadro vertical	diapason kwadro vertical	diapason* kwadro vertical	naam
lamptype	QT12-ax	QR-LP111	QPAR30*	lamptype
white	**kr**906421	**kr**916421	**kr**986421	wit
grey	**kr**906423	**kr**916423	**kr**986423	grijs
	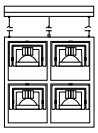	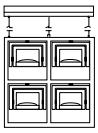	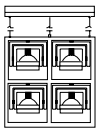	
base LxWxH	455x85x45	455x85x45	455x85x45	HxBxH basis
max. cablelength	1500	1500	2500	max. kabellengte
fitting	GY6.35	G53	E27	lampvoet
max. watt	4x75W	4x75W	4x75W	max. watt
voltage	230V/12V	230V/12V	230V	voltage
symbol				symbool
gear	electr./300W/ incl.	electr./300W/ incl.		VSA
rotation/ inclination	4(360°/180°)	4x(360°/180°)	4(360°/180°)	rotatie/ inclinatie
IP	40	40	40	IP
class	1	1	1	klasse
orientation	↑	↑	↑	oriëntatie

required				**noodzakelijk**
reflector 8°	**kr**706002			reflector 8°
reflector 24°	**kr**706004			reflector 24°
reflector 45°	**kr**706006			reflector 45°

optional				**optioneel**
louvres & lenses	see page 92	see page 92	see page 92	**louvers & lenzen**
glare prev.				**schaduwpet**
QPAR30 ring			incl.	QPAR30 ring
obliq. white H150	**kr**716431		**kr**716431	schuin wit H150
obliq. grey H150	**kr**716433		**kr**716433	schuin grijs H150
straight white H90	**kr**716521		**kr**716521	recht wit H90
straight grey H90	**kr**716523		**kr**716523	recht grijs H90
straight white H50	**kr**716511		**kr**716511	recht wit H50
straight grey H50	**kr**716513		**kr**716513	recht grijs H50

Remarks

* QPAR30 (L:90,5) shortneck.

** A combination of louvres, lenses or filters is possible when using glare preventer and fixation spring (see page 92).

Opmerkingen

* QPAR30 (L:90,5) shortneck.

** Een combinatie van louvers, lenzen of filters is mogelijk indien u gebruik maakt van de schaduwpet met fixatieveer (zie pagina 92).

Kwadro Vertical

Project private house
Location Tielrode, Belgium

Architect/Int. Architect Jan Maris, Kurt Bruggeman
Photographer Serge Brison



Kwadro Vertical

Project Hallepoort *
Location Brussels, Belgium

Architect Marco Bollen
Photographer Serge Brison

* Under commission of the Royal Museum of Art and History.

Kwadro Horizontal

name	diapason** kwadro horizontal	diapason kwadro horizontal	diapason* kwadro horizontal	naam
lamptype	QT12-ax	QR-LP111	QPAR30	lamptype
white	**kr**906441	**kr**916441	**kr**986441	wit
grey	**kr**906443	**kr**916443	**kr**986443	grijs
	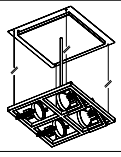	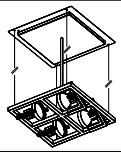	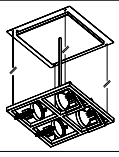	
base LxWxH	453x453x85	453x453x85	453x453x85	HxBxH basis
max. cablelength	1500	1500	2500	max. kabellengte
fitting	GY6.35	G53	E27	lampvoet
max. watt	4x75W	4x75W	4x75W	max. watt
voltage	230V/12V	230V/12V	230V	voltage
symbol				symbool
gear	electr./300W/ incl.	electr./300W/ incl.		VSA
rotation/ inclination	4(360°/180°)	4x(360°/180°)	4(360°/180°)	rotatie/ inclinatie
IP	40	40	40	IP
class	1	1	1	klasse
orientation	↑	↑	↑	oriëntatie

required				**noodzakelijk**
reflector 8°	**kr**706002			reflector 8°
reflector 24°	**kr**706004			reflector 24°
reflector 45°	**kr**706006			reflector 45°

optional				**optioneel**
louvres & lenses	see page 92	see page 92	see page 92	**louvers & lenzen**
glare prev.				**schaduwpet**
QPAR30 ring			incl.	QPAR30 ring
obliq. white H150	**kr**716431		**kr**716431	schuin wit H150
obliq. grey H150	**kr**716433		**kr**716433	schuin grijs H150
straight white H90	**kr**716521		**kr**716521	recht wit H90
straight grey H90	**kr**716523		**kr**716523	recht grijs H90
straight white H50	**kr**716511			recht wit H50
straight grey H50	**kr**716513			recht grijs H50

Remarks

* QPAR30 (L:90,5) shortneck.

** A combination of louvres, lenses or filters is possible when using glare preventer and fixation spring (see page 92).

Opmerkingen

* QPAR30 (L:90,5) shortneck.

** Een combinatie van louvers, lenzen of filters is mogelijk indien u gebruik maakt van de schaduwpet met fixatieveer (zie pagina 92).

Kwadro Horizontal

Project Kreon Miami Office
Location Miami, USA

Photographer Serge Brison

Kwadro Horizontal

Project Poliform Showroom
Location Miami, USA

Int. Architect Poliform
Photographer Kreon

Kwadro Recessed

Four different light sources can be independently positioned. In addition, depending on lamp types, a wide range of reflectors and optional accessories is available. Kwadro recessed is suitable for ceiling or wall-mounting. The special construction of the mounting box ensures simple installation.

Vier verschillende lichtbronnen kunnen onafhankelijk van elkaar gericht worden en afhankelijk van de lichtbron, uitgerust worden met een breed gamma reflectoren en optionele toebehoren. Kwadro Recessed is geschikt voor montage in muur of plafond. De specifieke constructie garandeert een eenvoudige montage.

Grey Kwadro Recessed QPAR30

Kwadro Recessed Ceiling and Wall

name	diapason** kwadro recessed ceiling	diapason kwadro recessed ceiling	diapason kwadro recessed ceiling	diapason* kwadro recessed ceiling	naam
lamptype	QT12-ax	QR-LP111	HIR-CE111	QPAR30	lamptype
white	**kr**906451	**kr**916451	**kr**956451	**kr**986451	wit
grey	**kr**906453	**kr**916453	**kr**956453	**kr**986453	grijs
	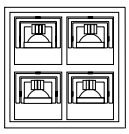	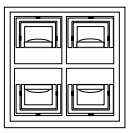	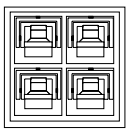	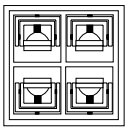	
visible LxW	498x498	498x498	498x498	498x498	LxB zichtbaar
cut out LxWxH	479x468x110	479x468x110	479x468x110	479x468x110	LxBxH inbouw
fitting	GY6.35	G53	GX8.5	E27	lampvoet
max. watt	4x75W	4x75W	4x35W	4x75W	max. watt
voltage	230V/12V	230V/12V	230V/5kV	230V	voltage
symbol					symbool
gear	electr./300W/ incl.	electr./300W/ incl.	electr./140W/ incl.		VSA
rotation/ inclination	4(360°/180°)	4x(360°/180°)	4x(360°/180°)	4(360°/180°)	rotatie/ inclinatie
IP	40	40	40	40	IP
class	1	1	1	1	klasse
orientation	→ ↑	→ ↑	→ ↑	→ ↑	oriëntatie

required					**noodzakelijk**
reflector 8°	**kr**706002				reflector 8°
reflector 24°	**kr**706004				reflector 24°
reflector 45°	**kr**706006				reflector 45°

optional					**optioneel**
louvres & lenses	see page 92	see page 92	see page 92	see page 92	**louvers & lenzen**
glare prev.					**schaduwpet**
QPAR30 ring				incl.	QPAR30 ring
obliq. white H150	**kr**716431			**kr**716431	schuin wit H150
obliq. grey H150	**kr**716433			**kr**716433	schuin grijs H150
straight white H90	**kr**716521			**kr**716521	recht wit H90
straight grey H90	**kr**716523			**kr**716523	recht grijs H90
straight white H50	**kr**716511			**kr**716511	recht wit H50
straight grey H50	**kr**716513			**kr**716513	recht grijs H50

Remarks

* QPAR30 (L:90,5) shortneck.

** A combination of louvres, lenses or filters is possible when using glare preventer and fixation spring (see page 92).

Opmerkingen

* QPAR30 (L:90,5) shortneck.

** Een combinatie van louvers, lenzen of filters is mogelijk indien u gebruik maakt van de schaduwpet met fixatieveer (zie pagina 92).

name	diapason** kwadro recessed wall	diapason kwadro recessed wall	diapason kwadro recessed wall	diapason* kwadro recessed wall	naam
lamptype	QT12-ax	QR-LP111	HIR-CE111	QPAR30	lamptype
white	**kr**906461	**kr**916461	**kr**956461	**kr**986461	wit
grey	**kr**906463	**kr**916463	**kr**956463	**kr**986463	grijs
	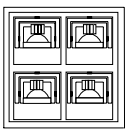	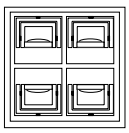	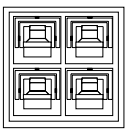	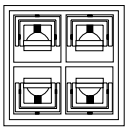	
visible LxW	498x498	498x498	498x498	498x498	LxB zichtbaar
cut out LxWxH	479x468x110	479x468x110	479x468x110	479x468x110	LxBxH inbouw
fitting	GY6.35	G53	GX8.5	E27	lampvoet
max. watt	4x75W	4x75W	4x35W	4x75W	max. watt
voltage	230V/12V	230V/12V	230V/5kV	230V	voltage
symbol					symbool
gear	electr./300W/ incl.	electr./300W/ incl.	electr./140W/ incl.		VSA
rotation/ inclination	4(360°/180°)	4x(360°/180°)	4x(360°/180°)	4(360°/180°)	rotatie/ inclinatie
IP	40	40	40	40	IP
class	1	1	1	1	klasse
orientation	→ ↑	→ ↑	→ ↑	→ ↑	oriëntatie

required					**noodzakelijk**
reflector 8°	**kr**706002				reflector 8°
reflector 24°	**kr**706004				reflector 24°
reflector 45°	**kr**706006				reflector 45°

optional					**optioneel**
louvres & lenses	see page 92	see page 92	see page 92	see page 92	**louvers & lenzen**
glare prev.					**schaduwpet**
QPAR30 ring				incl.	QPAR30 ring
obliq. white H150	**kr**716431			**kr**716431	schuin wit H150
obliq. grey H150	**kr**716433			**kr**716433	schuin grijs H150
straight white H90	**kr**716521			**kr**716521	recht wit H90
straight grey H90	**kr**716523			**kr**716523	recht grijs H90
straight white H50	**kr**716511			**kr**716511	recht wit H50
straight grey H50	**kr**716513			**kr**716513	recht grijs H50

Remarks

* QPAR30 (L:90,5) shortneck.

** A combination of louvres, lenses or filters is possible when using glare preventer and fixation spring (see page 92).

Opmerkingen

* QPAR30 (L:90,5) shortneck.

** Een combinatie van louvers, lenzen of filters is mogelijk indien u gebruik maakt van de schaduwpet met fixatieveer (zie pagina 92).

Track

Project Hallepoort *
Location Brussels, Belgium

Architect Marco Bollen
Photographer Serge Brison

* Under commission of the Royal Museum of Art and History.

name	3-circuit track surface mounted	3-circuit track surface mounted	end cap	naam
	2000mm	3000mm		
white	**kr**726021	**kr**726031	**kr**726501	wit
black	**kr**726022	**kr**726032	**kr**726502	zwart
aluminium	**kr**726023	**kr**726033	**kr**726503	aluminium
	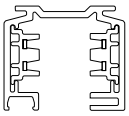	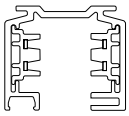	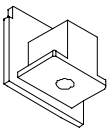	
*LxWxH	2000x36x32	3000x36x32	18x36x32	LxBxH*
max. watt.	3x3600W	3x3600W		max. watt.
voltage	3x16A/400V	3x16A/400V		voltage
IP	40	40		IP
class	1	1		klasse

name	end feed earth left	end feed earth right	mid feed	straight connector no feed	naam
white	**kr**726511	**kr**726521	**kr**726531	**kr**726541	wit
black	**kr**726512	**kr**726522	**kr**726532	**kr**726542	zwart
aluminium	**kr**726513	**kr**726523	**kr**726533	**kr**726543	aluminium
	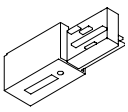	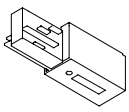	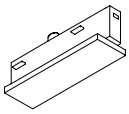	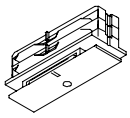	
LxWxH	68x36x32	68x36x32	130x36x8	58x15x0	LxBxH

name	recessed profile for surface track	mounting bracket recessed profile	recessed profile snap hanger	naam
aluminium	**kr**726055**	**kr**726056***	**kr**726057****	aluminium
	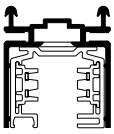	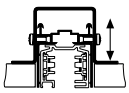	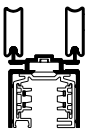	
LxWxH	4037x42x48	.x80x45	.x10x25	LxBxH

Remarks

* Outher dimension of track profile.

** Recessed profile of 4073mm (to be cut on installation site) combined with surface track. Required accessories to be choosen between kr726056 or kr726057.

*** Set of 6 brackets for gypsum installation.

**** Set of 6 snap hangers to suspend recessed profile.

Opmerkingen

* Buitenmaten van de track.

** Inbouw profiel van 4073mm (af te snijden aan de installatiezijde) om te gebruiken in combinatie met surface track systeem. Noodzakelijk accessoire te kiezen tussen kr726056 en kr726057.

*** Set van 6 haken voor gyproc installatie.

**** Set van 6 ophangbeugels om het ingebouwde profiel te bevestigen.

Overview - Overzicht

8° reflector / 8° reflektor

8° reflector + antiglare louvre / 8° reflektor + anti-verblindingslouver

8° reflector + sculpture lens / 8° reflektor + sculpteerlens



8° reflector + blue dichroic filter / 8° reflektor + blauwe dicroïsche filter

straight glare preventer / rechte schaduwpet

oblique glare preventer / schuine schaduwpet

Diapason accessories

louvres & lenses				louvers & lenzen
name	small diapason	diapason	diapason cover*	naam
**anti glare louvre	**kr**706473	**kr**716473	**kr**746473	anti verbl. louvre**
**sculpture lens	**kr**706100	**kr**716100	**kr**746100	sculpteerlens**
**diffusing lens	**kr**706200	**kr**716200	**kr**746200	egalisatielens**
UV filter	**kr**706300	**kr**716300	**kr**746300	UV filter
***fixation spring	**kr**706411	**kr**716411	**kr**716411	fixatieveer***
dichroic filters				**dichroic filters**
red		**kr**716316		rood
purple		**kr**716326		paars
blue		**kr**716336		blauw
cold white		**kr**716366		koud wit
orange		**kr**716376		oranje

Remarks / Opmerkingen

Dichroic filters can't be used in combination with HIR-CE111/HIT-TC/HIT-TC-CE/QPAR30 lamps.
* Only one filter per luminaire./** Only to be used in combination with an 8° reflector.
*** Only required with a combination of a glare preventer and filter or lenses.

Dicroic filters kunnen niet gebruikt worden in combiatie met HIR-CE111/HIT-TC/HIT-TC-CE/QPAR30 lampen.
* Enkel één filter per lichtarmatuur. / ** Enkel te gebruiken in combinatie met een 8° reflector. /
*** Verplicht te gebruiken bij combinatie met schaduwpet en filters of lenzen.

Diapason accessories

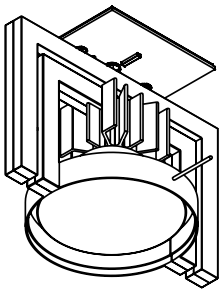

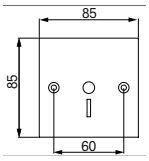

Diapason square base (H = 4mm)

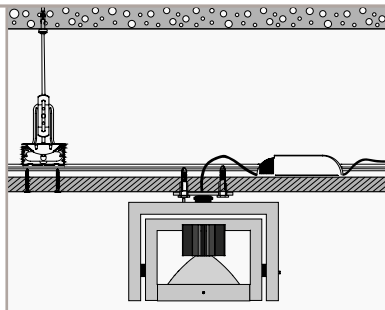

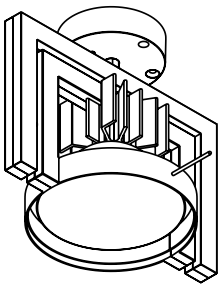

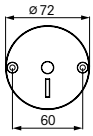

Diapason round base (H = 20mm)

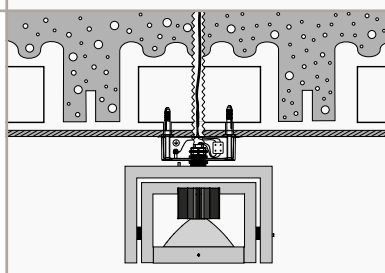

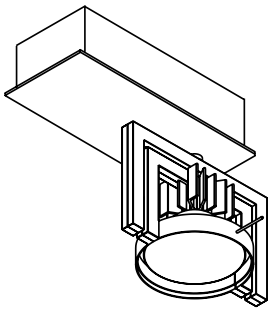

Diapason gearbox surface mounted

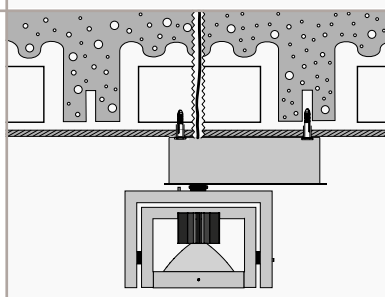

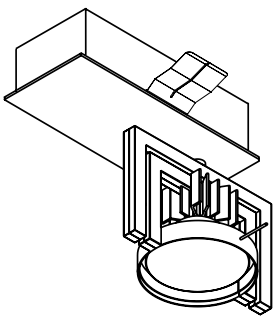

Diapason gearbox recessed mounted

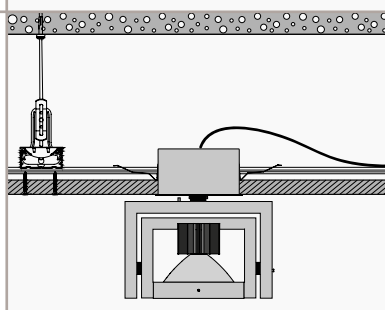

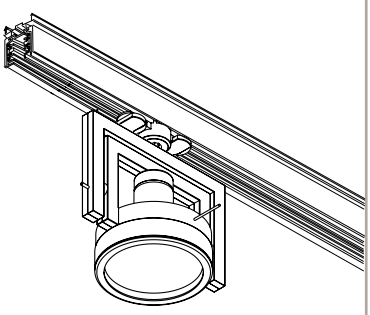

Diapason on-Track mounted on 3-circuit track system

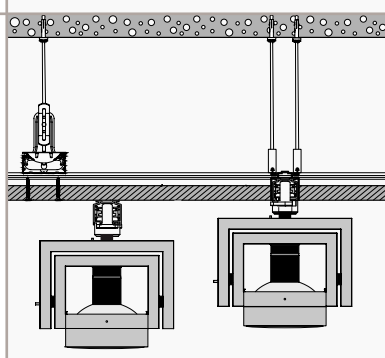

Dolma

Light becomes architecture

Dolma communicates elegantly with architecture. It consists of floor-to-ceiling conduits made of anodised aluminium. Made-to-measure lengths are available. The visible portion has a u-shaped configuration and the profile system can be applied both indoor and outdoor. Dolma can be installed in plasterboard, wood, metal or other dry building materials. Dolma Outdoor can be integrated in specially conceived slots in concrete or brick walls that require finishing. Different numbers of luminaires can be installed in one single Dolma. Two different widths of the supporting profile ensure more possibilities to find harmonious proportions.

Licht wordt architectuur

Dolma communiceert op een elegante wijze met architectuur. Dolma is opgebouwd rond een geanodiseerd aluminium profiel en is enkel op maat verkrijgbaar. De zichtbare kant is u-vormig en het profielsysteem is verkrijgbaar voor zowel binnen als buiten toepassingen. Dolma kan in gipsplaten, hout, metaal of andere droge bouwmaterialen gebruikt worden. Dolma Outdoor wordt geplaatst in speciaal voorziene sleuven in beton of bakstenen muren. Het systeem laat het gebruik van verschillende lichtbronnen toe en is verkrijgbaar in twee breedtes om de juiste esthetische verhoudingen te kunnen waarborgen.



Dolma 80

Project Rushcuters Bay
Location Sydney, Australia

Architect Chenchow-Little Architects
Photographer Bart Maiorana

Dolma 80

Dolma 80 has a visible width of 80mm. The luminaire consists of a recessed aluminium profile to be installed in walls. The profile is finished in natural anodised aluminium and the luminaries are powder coated in silvergrey or white finish. Different lamp configurations can be applied. Options with high-pressure discharge lamps or LEDs allow use in public spaces due to their energy efficiency.

Dolma 80 heeft een visuele breedte van 80mm. Dit inbouwelement is opgebouwd rond een aluminium profiel dat in wanden toegepast kan worden. Het naturel geanodiseerde profiel wordt gecombineerd met verlichtingstoestellen in zilvergrijze of witte poederlak. Diverse lampconfiguraties zijn mogelijk. De uitbreiding met halogeen metaaldamplampen en LED laat het gebruik in publieke ruimtes toe dankzij hun energiezuinigheid.

Dolma 80 up light

Dolma 80 symmetrical light

name	profile dolma 80 aluminium	naam	installation dolma 80
reference	**kr**715003	referentie	
	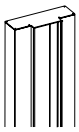		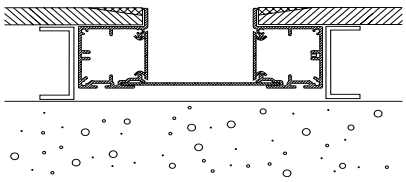
visible LxW	Lx80	LxB zichtbaar	
profile LxWxH	Lx185x70	LxBxH profiel	
min. depth	80	min. diepte	
thickness boardmaterial	max.15mm	dikte afwerkplaat	
IP	40	IP	
class	1	klasse	
orientation	→ ↑	oriëntatie	
extra el. wiring	**kr**705401	extra el. bedrading	

Remarks

Dolma profile should be finished with polyester gypsum or in combination with other dry building materials.
For installation in stonework and concrete, see installation manual.
The profile is supplied pre-assembled (all gears incl.).
Combinations can be specified on order form.
Max. length single profile: 6000mm.
Max. length backplate: 3000mm.

Opmerkingen

Het Dolma profiel dient afgewerkt te worden met polyesterplamuur of gecombineerd met een ander plaatmateriaal.
Voor inbouw in gepleisterde steen of beton zie installatiehandleiding.
Het profiel wordt voorgemonteerd geleverd (alle VSA incl.).
Combinaties kunnen op het orderformulier aangegeven worden.
Max lengte enkel profiel: 6000mm.
Max lengte rugplaat: 3000mm.

Dolma 80

Project private residence
Location Venice Beach - CA, USA

Int. Architect Lieblingswelt, A. Schubert
Photographer Uli Petzold

Dolma 80

name	**up & down light**	**up & down light**	**up & down light**	**up & down light***	**naam**
lamptype	QR-CBC51	Q-PAR16/CFL	HIPAR16	LED	**lamptype**
white	**kr**915401	**kr**915421	**kr**915491	**kr**915451	**wit**
grey	**kr**915403	**kr**915423	**kr**915493	**kr**915453	**grijs**
	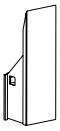	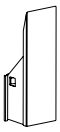	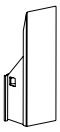	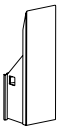	
visible LxW	245x80	245x80	245x80	245x80	**LxB zichtbaar**
LxWxH	245x80x60	245x80x60	245x80x60	245x80x60	**LxBxH**
fitting	GU5.3	GZ10/GU10	GX10		**lampvoet**
max. watt	50W	50W/11W	20W	7,2W	**max. watt**
voltage	230V/12V	230V	230V/1,5kV	230V/350mA	**voltage**
symbol					**symbool**
gear	electr. incl.		electr. incl.	electr. incl.	**VSA**
IP	20	20	20	20	**IP**
class	1	1	1	1	**klasse**
orientation					**oriëntatie**
cover glass	incl.	incl.		incl.	**bescherm glas**

name	**symmetrical light**	**naam**
lamptype	QT12-ax	**lamptype**
white	**kr**915411	**wit**
grey	**kr**915413	**grijs**
	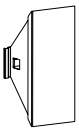	
visible LxW	175x80	**LxB zichtbaar**
LxWxH	175x80x60	**LxBxH**
max. watt	35W	**max. watt**
voltage	230V/12V	**voltage**
gear	electr. incl.	**VSA**
symbol		**symbool**
IP	20	**IP**
class	1	**klasse**
orientation		**oriëntatie**
cover glass	incl.	**bescherm glas**

Remark

* LED incl.

Opmerking

* LED incl.

Dolma 80

Project Villa Sacha
Location Cannes, France

Photographer Serge Brison

Dolma 145

Project Kree interieur
Location Kapellen, Belgium

Architect Frederic Leers
Photographer Serge Brison

Dolma 145

Dolma 145 has a visible width of 145mm. The luminaire consists of a recessed aluminium profile to be installed in walls. The profile is finished in natural anodised aluminium and the luminaries are powder coated in silvergrey or white finish. Different lamp configurations can be applied. Options with high-pressure discharge lamps or LEDs allow use in public spaces due to their energy efficiency.

Dolma 145 heeft een visuele breedte van 145mm. Dit inbouwelement is opgebouwd rond een aluminiumprofiel dat in wanden toegepast kan worden. Het naturel geanodiseerde profiel wordt gecombineerd met verlichtingstoestellen in zilvergrijze of witte poederlak. Diverse lampconfiguraties zijn mogelijk. De uitbreiding met halogeen metaaldamplampen en LED laat het gebruik in publieke ruimtes toe dankzij hun energiezuinigheid.

Dolma 145 down light

Dolma 145 symmetrical light

Dolma 145

name	profile dolma 145 aluminium	naam	installation dolma 145
reference	**kr**725003	referentie	
	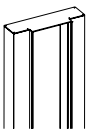		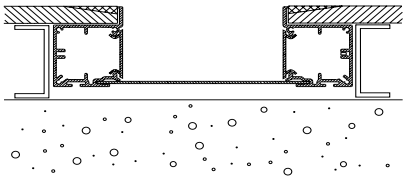
visible LxW	Lx145	LxB zichtbaar	
profile LxWxH	Lx250x70	LxBxH profiel	
thickness material	max. 15mm	dikte afwerkmateriaal	
min. depth	80	min. diepte	
IP	40	IP	
class	1	klasse	
orientation	→ ↑	oriëntatie	
extra el. wiring	**kr**705401	extra el. bedrading	

Remarks

Dolma profile should be finished with polyester gypsum or in combination with other dry building materials.
For installation in stonework and concrete, see installation manual.
The profile is supplied pre-assembled (all gears incl.).
Combinations can be specified on order form.
Max. length single profile: 6000mm.
Max. length backplate: 3000mm.

Opmerkingen

Het Dolma profiel dient afgewerkt te worden met polyesterplamuur of gecombineerd met een ander plaatmateriaal.
Voor inbouw in gepleisterde steen of beton zie installatiehandleiding.
Het profiel wordt voorgemonteerd geleverd (alle VSA incl.).
Combinaties kunnen op het orderformulier aangegeven worden.
Max lengte enkel profiel: 6000mm.
Max lengte rugplaat: 3000mm.

name	**up & down light**	**up & down light**	**up & down light**	**up & down light***	**naam**
lamptype	QR-CBC51	Q-PAR16/CFL	HIPAR16	LED	**lamptype**
white	**kr**925401	**kr**925421	**kr**925491	**kr**925451	**wit**
grey	**kr**925403	**kr**925423	**kr**925493	**kr**925453	**grijs**
	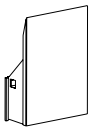	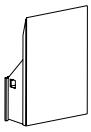	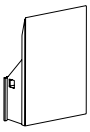	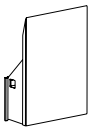	
visible LxW	245x145	245x145	245x145	245x145	**LxB zichtbaar**
LxWxH	245x145x60	245x145x60	245x145x60	245x145x60	**LxBxH**
fitting	GU5.3	GZ10/GU10	GX10		**lampvoet**
max. watt	2x50W	2x50W/2x11W	20W	2x7,2W	**max. watt**
voltage	230V/12V	230V	230V/1.5kV	230V	**voltage**
symbol					**symbool**
gear	electr. incl.		electr. incl.	electr. incl.	**VSA**
IP	20	20	20	20	**IP**
class	1	1	1	1	**klasse**
orientation					**oriëntatie**
cover glass	incl.	incl.		incl.	**bescherm glas**

name	**symmetrical light**	**naam**
lamptype	QT-DE-12	**lamptype**
white		**wit**
grey	**kr**925463	**grijs**
	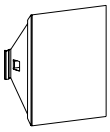	
visible LxW	175x145	**LxB zichtbaar**
LxWxH	175x145x60	**LxBxH**
max. watt	R7s(74,9mm)	**max. watt**
voltage	60W	**voltage**
symbol		**symbool**
gear	230V	**VSA**
IP	20	**IP**
class	1	**klasse**
orientation		**oriëntatie**
cover glass	incl.	**bescherm glas**

Remark

* LED incl.

Opmerking

* LED incl.

Dolma 80 outdoor

Project Villa Sacha
Location Cannes, France

Photographer Serge Brison

Dolma 80 Outdoor

Dolma 80 Outdoor has a visible width of 80mm. The luminaire consists of a recessed aluminium profile to be installed in walls. The profile is finished in natural anodised aluminium and the luminaire has a painted cover in black or white. Different lamp configurations can be applied. Options with high-pressure discharge lamps or LEDs allow use in high facades or in professional applications.

Dolma 80 Outdoor heeft een visuele breedte van 80mm. Dit inbouwelement is opgebouwd rond een aluminium profiel dat in wanden toegepast kan worden. Het naturel geanodiseerde profiel wordt gecombineerd met verlichtingstoestellen in zwarte of witte poederlak. Diverse lampconfiguraties zijn mogelijk. De uitbreiding met halogeen metaaldamplampen en LED laat het gebruik in hogere gevels of professionele toepassingen toe.

Dolma 80 Outdoor

Dolma 80 Outdoor

name	profile dolma 80 outdoor aluminium	naam
reference	**kr**715903	referentie
		
visible LxW	Lx80	LxB zichtbaar
profile LxWxH	Lx105x120	LxBxH profiel
min. depth	125	min. diepte
IP	40	IP
class	1	klasse
orientation	→ ↑	oriëntatie
extra el. wiring	**kr**705401	extra el. bedrading

installation dolma 80 outdoor

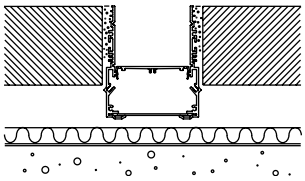

name	up & down light	up & down light	up & down light	naam
lamptype	QR-CBC51*	HIPAR16*	LED*	lamptype
white	**kr**915901	**kr**915991	**kr**915951	wit
black	**kr**915902	**kr**915992	**kr**915952	grijs
	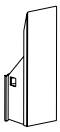	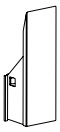	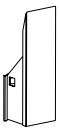	
visible LxW	245x80	245x80	245x80	LxB zichtbaar
LxWxH	245x80x90	245x80x90	245x80x90	LxBxH
fitting	GU5.3	GX10		lampvoet
max. watt	50W	20W	7,2W	max. watt
voltage	230V/12V	230V/1.5kV	230V	voltage
symbol				symbool
gear	electr. incl.	electr. incl.	electr. incl.	VSA
IP	55	55	55	IP
class	1	1	1	klasse
orientation	↑ ↓	↑ ↓	↑ ↓	oriëntatie
cover glass	incl.		incl.	bescherm glas

Remarks

For installation in stonework and concrete see installation manual.
The profile is supplied pre-assembled (all gears incl.).
Combinations can be specified on order form.
Max. length single profile: 6000mm.
Connection: watertight connection box IP55 (incl.).
* Lamp incl.

Opmerkingen

Voor inbouw in gepleisterd steen of beton zie installatiehandleiding.
Het profiel wordt voorgemonteerd geleverd (alle VSA incl.).
Combinaties kunnen op orderformulier aangegeven worden.
Max. lengte enkel profiel: 6000mm.
Aansluiting: IP55 aansluitdoos (incl.).
* Lamp incl.

Dolma 80 Outdoor

Project PEAK-A-BOO!
Location Sint-Niklaas, Belgium

Int. Architect Cuypers&Q
Photographer Serge Brison

Dolma 80 outdoor

Project Villa Sacha
Location Cannes, France

Photographer Serge Brison

Down

Light is quintessential

Down is designed for recessed use and is characterised by the deeper position of the light source in relation to the ceiling level. Thanks to a multifunctional housing this luminaire is offered with several lamp options ranging from halogen to compact-fluorescent and high-pressure discharge lamps. The housing is made of silvergrey or white powder coated galvanised steel and features ventilation slots at the backside for optimal air circulation. A special concrete box is offered for the installation of several types of Downs in a poured concrete ceiling or wall. Other installation boxes and plasterkits are available for applications in gypsum, brickwall and other surfaces.

Het zuivere licht

Down is ontworpen voor inbouw in wand en plafond waarbij de lichtbron diep in het toestel vervat zit. Dankzij de multifunctionele behuizing van de Down kunnen we armaturen aanbieden met verschillende lampmogelijkheden gaande van halogeen tot compact fluorescentielampen en ontladingslampen. De behuizing van wit of grijs gepoederlakt gegalvaniseerd staal is voorzien van zijdelingse openingen voor een optimale luchtcirculatie. Een speciale betonbox is verkrijgbaar voor de installatie van een beperkt aantal downs in een betonnen wand of plafond. Voor installatie in gipsplaat, steen of andere types zijn inbouwdozen en pleisterplaten voorzien.

Down

Project private house
Location Sinaai, Belgium

Architect Anne-Mie Noens
Photographer Jan Dirkx

Down

Down is designed for recessed use in ceilings and walls and, due to its multifunctional housing, this luminaire is offered with several fixed or directional lamp options. Down is available with directional low-voltage halogen lamps and metal halide lamps with changeable reflectors.

Down is ontworpen voor inbouw in wanden en plafonds. Dankzij de multifunctionele behuizing van de Down kunnen we armaturen aanbieden met verschillende vaste of richtbare lichtbronnen. Down is beschikbaar met richtbare laagspanning halogeenlampen en gasontladingslampen met verwisselbare reflectoren.

Grey Down triple directional QR-LP111

White Down directional QR-LP111

name	down single directional	down single directional	down single*	naam
lamptype	QT12-ax	QR-LP111	QPAR30	lamptype
white	**kr**981111	**kr**981101	**kr**982541	wit
grey	**kr**981113	**kr**981103	**kr**982543	grijs
	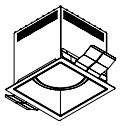	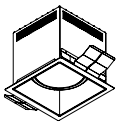	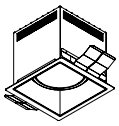	
visible LxW	138x132	138x132	138x132	LxB zichtbaar
cut out LxW	125x120	125x120	125x120	LxB opening
min depth	131	131	175	min. diepte
fitting	GY6.35	G53	E27	lampvoet
max. watt	100W	75W	75W	max. watt
voltage	12V	12V	230V	voltage
symbol				symbool
gear	excl.	excl.		VSA
IP	20	20	20	IP
class	3	3	1	klasse
rotation/ inclination	360°/2x25°	360°/2x25°		rotatie/ inclinatie
orientation	→ ↑	→ ↑	→ ↑	oriëntatie

required				**noodzakelijk**
reflector 8°	**kr**706002			reflector 8°
reflector 24°	**kr**706004			reflector 24°
reflector 45°	**kr**706006			reflector 45°

optional				**optioneel**
plasterkit	**kr**702502	**kr**702502	**kr**702502	pleisterplaat
installation box	**kr**722502	**kr**722502	**kr**782502	inbouwdoos
concrete box	**kr**782508	**kr**782508	**kr**782548	betonbox

Remark

* QPAR 30 (L:90,5) shortneck.

Opmerking

* QPAR 30 (L:90,5) shortneck.

Male and female connector included. / Inclusief mannelijke en vrouwelijke connector.

installation manuals: www.kreon.com

Down

Project BAC lighting systems
Location Sydney, Australia

Architect Woods Bagot
Photographer Tyrone Branigan

name	down single directional	down single directional	naam
lamptype	HIT-TC	HIR-CE111	lamptype
white	**kr**981181	**kr**981181	wit
grey	**kr**981183	**kr**981183	grijs
	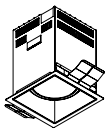	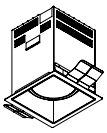	
visible LxW	138x132	138x132	LxB zichtbaar
cut out LxW	125x120	125x120	LxB opening
min depth	165	165	min. diepte
fitting	G8.5	GX8.5	lampvoet
max. watt	20W/35W/70W	20W/35W/70W	max. watt
voltage	230V/5kV	230V/5kV	voltage
symbol			symbool
gear	excl.	excl.	VSA
IP	20	20	IP
class	1	1	klasse
rotation/ inclination	360°/2x25°	360°/2x25°	rotatie/ inclinatie
orientation	↑	↑	oriëntatie
UV glass	incl. in reflector		UV glas
required			**noodzakelijk**
for HIT-TC			**voor HIT-TC**
reflector 15°	**kr**700583		reflector 15°
reflector 30°	**kr**700585		reflector 30°
reflector 55°	**kr**700587		reflector 55°
for HIR-CE111			**voor HIR-CE111**
fitting		**kr**700580	lampvoet
optional			**optioneel**
plasterkit	**kr**702502	**kr**702502	pleisterplaat
installation box	**kr**781182	**kr**781182	inbouwdoos
concrete box	**kr**781188	**kr**781188	betondoos

Male and female connector included. / Inclusief mannelijke en vrouwelijke connector.

installation manuals: www.kreon.com

Down

Project White Apartment
Location Monte Carlo, Monaco

Architect Lazzarini Pickering Architetti
Photographer Matteo Piazza

name	down double directional	down double directional	down double directional	down double directional	naam
lamptype	QT12-ax	QR-LP111	HIT-TC	HIR-CE111	lamptype
white	**kr**981211	**kr**981201	**kr**981281	**kr**981281	wit
grey	**kr**981213	**kr**981203	**kr**981283	**kr**981283	grijs
	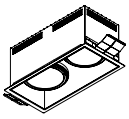	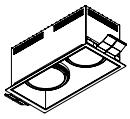	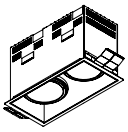	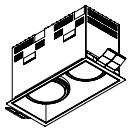	
visible LxW	250x138	250x138	250x138	250x138	LxB zichtbaar
cut out LxW	240x125	240x125	240x125	240x125	LxB opening
min depth	131	131	165	165	min. diepte
fitting	GY6.35	G53	G8.5	GX8.5	lampvoet
max. watt	2x100W	2x75W	2x20W/35W/70W	2x20W/35W/70W	max. watt
voltage	12V	12V	230V/5kV	230V/5kV	voltage
symbol					symbool
gear	excl.	excl.	excl.	excl.	VSA
IP	20	20	20	20	IP
class	3	3	1	1	klasse
rotation/ inclination	360°/2x25°	360°/2x25°	360°/2x25°	360°/2x25°	rotatie/ inclinatie
orientation	→ ↑	→ ↑	↑	↑	oriëntatie
UV glass			incl. in reflector		UV glas
required					**noodzakelijk**
for QT12-ax					**voor QT12-ax**
reflector 8°	2x**kr**706002				reflector 8°
reflector 24°	2x**kr**706004				reflector 24°
reflector 45°	2x**kr**706006				reflector 45°
for HIT-TC					**voor HIT-TC**
reflector 15°			2x**kr**700583		reflector 15°
reflector 30°			2x**kr**700585		reflector 30°
reflector 55°			2x**kr**700587		reflector 55°
for HIR-CE111					**voor HIR-CE111**
fitting				2x**kr**700580	lampvoet
optional					**optioneel**
plasterkit	**kr**781202	**kr**781202	**kr**781202	**kr**781202	pleisterplaat
installation box	**kr**781222	**kr**781222	**kr**781282	**kr**781282	inbouwdoos

Male and female connector included. / Inclusief mannelijke en vrouwelijke connector.

installation manuals: www.kreon.com

Down

Project Cleo
Location Antwerp, Belgium

Int. Architect Pas Interieurconcepten
Photographer Kreon

name	down triple directional	down triple directional	down triple	naam
lamptype	QT12-ax	QR-LP111	TC-L	lamptype
white	**kr**981311	**kr**981301	**kr**981351	wit
grey	**kr**981313	**kr**981303	**kr**981353	grijs
	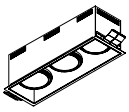	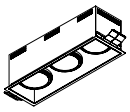	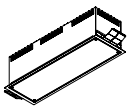	
visible LxW	375x138	375x138	375x138	LxB zichtbaar
cut out LxW	365x125	365x125	365x125	LxB opening
min depth	131	131	150	min. diepte
fitting	GY6.35	G53	2G11	lampvoet
max. watt	3x100W	3x75W	24W	max. watt
voltage	12V	12V	230V	voltage
symbol				symbool
gear	excl.	excl.	electr. incl.	VSA
IP	20	20	20	IP
class	3	3	1	klasse
rotation/ inclination	360°/2x25°	360°/2x25°		rotatie/ inclinatie
orientation	↑	↑	↑	oriëntatie
frosted glass			incl.	mat glas
required				**noodzakelijk**
for QT12-ax				**voor QT12-ax**
reflector 8°	3x**kr**706002			reflector 8°
reflector 24°	3x**kr**706004			reflector 24°
reflector 45°	3x**kr**706006			reflector 45°
optional				**optioneel**
plasterkit	**kr**781302	**kr**781302	**kr**781302	pleisterplaat
installation box	**kr**781322	**kr**781322	**kr**781322	inbouwdoos

Male and female connector included. / Inclusief mannelijke en vrouwelijke connector.

installation manuals: www.kreon.com

Down

Project minus Office
Location Poperinge, Belgium

Int. Architect minus
Photographer Kreon

Maxi Down

Project Parket Generaal
Location Breda, The Netherlands

Architect RGD; Harrie van Helmond, Miriam Egas
Photographer Kreon

Maxi Down

Maxi Down is developed for recessed use and can feature compact fluorescent or halogen metal vapour lamps. The fixture directs light downwards in a narrow or wide beam and is intended for general lighting applications.

Maxi Down is ontwikkeld voor compact fluorescent en gasontladingslampen en voor inbouw in plafonds. Het toestel creëert een smalle of brede lichtbundel die toelaat deze toestellen te gebruiken voor algemene verlichtingstoepassingen.

Grey Maxi Down HIT



Grey Maxi Down TC-TEL 2x18W with optional frosted glass

White Maxi Down TC-TEL 2x26W

Maxi Down

name	maxi down	maxi down	maxi down	maxi down	naam
lamptype	TC-TEL	TC-TEL	TC-TEL	TC-TEL	lamptype
white	**kr**958811	**kr**958851	**kr**958821	**kr**958861	wit
grey	**kr**958813	**kr**958853	**kr**958823	**kr**958863	grijs
	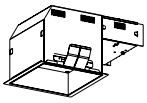	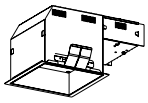	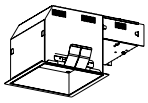	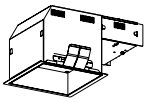	
visible LxW	190x185	190x185	190x185	190x185	LxB zichtbaar
cut out LxW	180x175	180x175	180x175	180x175	LxB opening
min depth	180	180	180	180	min. diepte
fitting	GX24q-2	GX24q-3	GX24q-2	GX24q-3	lampvoet
max. watt	18W	26W	2x18W	2x26W	max. watt
voltage	230V	230V	230V	230V	voltage
symbol					symbool
gear	electr. incl.	electr. incl.	electr. incl.	electr. incl.	VSA
IP	20	20	20	20	IP
class	1	1	1	1	klasse
orientation	↑	↑	↑	↑	oriëntatie
optional					**optioneel**
plasterkit	**kr**758804	**kr**758804	**kr**758804	**kr**758804	pleisterplaat
installation box	**kr**758805	**kr**758805	**kr**758805	**kr**758805	inbouwdoos
concrete box	**kr**758808	**kr**758808	**kr**758808	**kr**758808	betonbox
frosted glass	**kr**758800	**kr**758800	**kr**758800	**kr**758800	mat glas

name	maxi down dimmable*	maxi down emergency**	naam
lamptype	TC-TEL	TC-TEL	lamptype
white	**kr**958871	**kr**958891	wit
grey	**kr**958873	**kr**958893	grijs
	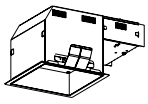	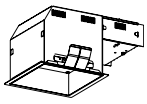	
visible LxW	190x185	190x185	LxB zichtbaar
cut out LxW	180x175	180x175	LxB opening
min depth	180	180	min. diepte
fitting	GX24q-3	GX24q-3	lampvoet
max. watt	2x26W	2x26W	max. watt
voltage	230V	230V	voltage
symbol			symbool
gear	electr. incl.	electr. incl.	VSA
IP	20	20	IP
class	1	1	klasse
orientation	↑	↑	oriëntatie
optional			**optioneel**
plasterkit	**kr**758804	**kr**758804	pleisterplaat
installation box	**kr**758805	**kr**758805	inbouwdoos
concrete box	**kr**758808	**kr**758808	betonbox
frosted glass	**kr**758800	**kr**758800	mat glas

Remarks / Opmerkingen

* Dimmable 1-10V / Dimbaar 1-10V.

** 1 hour autonomy on 1 lamp (battery in separate ceilingbox). / 1 uur autonomie op 1 lamp (batterij in apart plafondbox).

name	**maxi down**	**maxi down**	**maxi down**	**naam**
lamptype	HIT-DE	HIT-DE	HIT	**lamptype**
white	**kr**958951	**kr**958961	**kr**958981	**wit**
grey	**kr**958953	**kr**958963	**kr**958983	**grijs**
visible LxW	190x185	190x185	190x185	**LxB zichtbaar**
cut out LxW	180x175	180x175	180x175	**LxB opening**
min depth	200	200	200	**min. diepte**
fitting	RX7s-24	RX7s-24	G12	**lampvoet**
max. watt	150W	150W	70W/150W	**max. watt**
voltage	230V/5kV	230V/5kV	230V/5kV	**voltage**
symbol				**symbool**
gear	excl.	excl.	excl.	**VSA**
IP	20	20	20	**IP**
class	1	1	1	**klasse**
orientation	↑	↑	↑	**oriëntatie**
UV glass	incl.	incl.	incl.	**UV glas**
required				**noodzakelijk**
reflector 15°	incl.		**kr**758983	**reflector 15°**
reflector 30°		incl.	**kr**758985	**reflector 30°**
optional				**optioneel**
plasterkit	**kr**758804	**kr**758804	**kr**758804	**pleisterplaat**
installation box	**kr**758905	**kr**758905	**kr**758905	**inbouwdoos**
concrete box	**kr**758808	**kr**758808	**kr**758808	**betonbox**

Male and female connector included. / Inclusief mannelijke en vrouwelijke connector.

installation manuals: www.kreon.com

Mini Down

Project Hotel Monaco & Grand Canal
Location Venice, Italy

Architect Lissoni Associati
Photographer Franco Chimenti

Mini Down

Mini Down is designed for recessed use in ceilings and walls and, due to its multifunctional housing, this luminaire is offered with several lamp options. The concept of this product has been further developed and it can now be offered with LED sources.

Mini Down is ontworpen voor inbouw in wanden en plafonds. De multifunctionele behuizing laat het gebruik van verschillende lamptypes toe. Het concept van dit product is verder ontwikkeld en kan nu aangeboden worden met LED.

White Mini Down QPAR16

White Mini Down waterproof QT12-ax with 30° reflector

Grey Mini Down QR-CBC51

White Mini Down LED

Mini Down

name	mini down	mini down waterproof	mini down	mini down	naam
lamptype	QR-CBC51	QT12-ax	QPAR16	HIPAR16	lamptype
white	**kr**972531	**kr**992531	**kr**952511	**kr**992571	wit
grey	**kr**972533	**kr**992533	**kr**952513	**kr**992573	grijs
	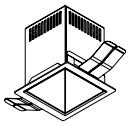	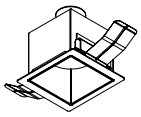	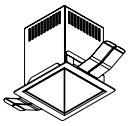	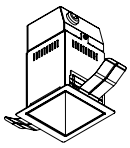	
visible LxW	80x74	80x74	80x74	80x74	LxB zichtbaar
cut out LxW	68x68	68x68	68x68	68x68	LxB opening
min depth	90	90	105	125	min. diepte
fitting	GU5.3	GY6.35	GZ10/GU10	GX10	lampvoet
max. watt	50W	35W	50W	20W	max. watt
voltage	12V	12V	230V	230V/5kV	voltage
symbol					symbool
gear	excl.	excl.		excl.	VSA
IP	20	44	20	20	IP
class	3	3	1	1	klasse
orientation	→ ↑	↑	→ ↑	↑	oriëntatie
refl. 30° + glass		incl.			refl. 30° + glas
optional					**optioneel**
plasterkit	**kr**702532	**kr**702532	**kr**702532	**kr**702532	pleisterplaat
installation box	**kr**722532	**kr**722532	**kr**722532	**kr**722572	inbouwdoos
concrete box	**kr**772538	**kr**772538	**kr**752518	**kr**752578	betonbox
frosted glass	**kr**700530		**kr**700530		mat glas

name	mini down*	mini down* waterproof	mini down		naam
lamptype	LED	LED	CFL		lamptype
white	**kr**972931	**kr**992931	**kr**992561		wit
grey	**kr**972933	**kr**992933	**kr**992563		grijs
	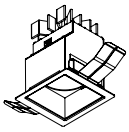	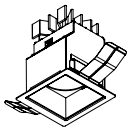	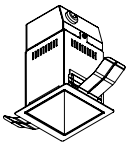		
visible LxW	80x74	80x74	80x74		LxB zichtbaar
cut out LxW	68x68	68x68	68x68		LxB opening
min depth	105	105	125		min. diepte
fitting			GU10		lampvoet
max. watt	7,2W	7,2W	11W		max. watt
voltage	350mA	350mA	230V		voltage
symbol					symbool
gear	excl.	excl.			VSA
IP	20	44	20		IP
class	3	3	1		klasse
orientation	→ ↑	→ ↑	→ ↑		oriëntatie
reflector 30°	incl.	incl.			reflector 30°
optional					**optioneel**
plasterkit	**kr**702532	**kr**702532	**kr**702532		pleisterplaat
installation box	**kr**722532	**kr**722532	**kr**722572		inbouwdoos
concrete box	**kr**772538	**kr**772538	**kr**752578		betonbox
transformer					transformer
10W / 350mA	**kr**772000	**kr**772000			10W / 350mA
33W / 350mA	**kr**772010	**kr**772010			33W / 350mA
IP	20	20			IP
class	2	2			klasse

Remark / Opmerking

* LED incl.

installation manuals: www.kreon.com

Mini Down

Project Chadwick
Location Brisbane, Australia

Architect Hassell
Photographer David Sandison

Mini Down Directional

Project Carbon Hotel
Location Genk, Belgium

Architect PCP Architects
Photographer Serge Brison

Double Mini Down & Mini Down Directional

Double Mini Down and Mini Down Directional are designed for recessed use in ceilings and walls. Mini Down Directional has an adjustable lamp angle. Double Mini Down has two light sources fixed in one housing. The concept of these products has been further developed and they can now be offered with LED sources.

Double Mini Down en Mini Down Directional werden ontworpen voor inbouw in wanden en plafonds. Bij de Mini Down Directional kan de hoek van de lamp in de lengte-as ingesteld worden. Bij de Double Mini Down zijn twee lichtbronnen voorzien. Het concept van dit product werd verder ontwikkeld en kan nu aangeboden worden met LED.

Grey Double Mini Down QR-CBC51

Grey Mini Down Directional QR-CBC51

name	**double mini down**	**double* mini down**	**mini down directional**	naam
lamptype	QR-CBC51	LED	QR-CBC51	lamptype
white	**kr**972551	**kr**972951	**kr**972511	wit
grey	**kr**972553	**kr**972953	**kr**972513	grijs
	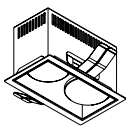	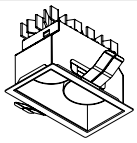	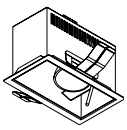	
visible LxW	134x80	134x80	134x80	LxB zichtbaar
cut out LxW	125x68	125x68	125x68	LxB opening
min depth	90	105	110	min. diepte
fitting	GU5.3		GU5.3	lampvoet
max. watt	2x50W	2x7,2W	50W	max. watt
voltage	12V	350mA	12V	voltage
symbol				symbool
gear	excl.	excl.	excl.	VSA
inclination			45°	inclinatie
IP	20	20	20	IP
class	3	3	3	klasse
orientation	→ ↑	→ ↑	→ ↑	oriëntatie

optional				**optioneel**
plasterkit	**kr**702552	**kr**702552	**kr**702552	pleisterplaat
installation box	**kr**722552	**kr**722552	**kr**722552	inbouwdoos
concrete box	**kr**772558	**kr**772558	**kr**772558	betonbox
frosted glass	**kr**700550			mat glas
transformer		see page 130		transformator

Remark / Opmerking

* LED incl. / LED incl.

installation manuals: www.kreon.com

Flat Mini Down

Project Torno Internazionale
Location Milan, Italy

Architect Dante O. Benini & Partners Architects
Photographer Edu Van Gelder

Flat Mini Down & Mini Down 40°/65°

Flat Mini Down and Mini Down 40°/65° are designed for recessed use in ceilings and walls when a limited built-in depth is required. Flat Mini Down is covered with a frosted glass. Mini Down 40°/65° has an inserted lamp at a fixed angle of 40° or 65°.

Flat Mini Down en Mini Down 40°/65° werden ontworpen voor inbouw in wanden en plafonds waar slechts een geringe inbouwdiepte beschikbaar is. Flat Mini Down is standaard voorzien van een mat glas. Mini Down 40°/65° heeft een lamp in een vaste hoek van 40° of 65°.

Grey Flat Mini Down QT9-ax

Grey Mini Down 65° QR-CBC51

name	flat mini down	mini down 40°	mini down 65°	naam
lamptype	QT9-ax	QR-CBC35	QR-CBC51	lamptype
white	**kr**972581	**kr**972561	**kr**972571	wit
grey	**kr**972583	**kr**972563	**kr**972573	grijs
	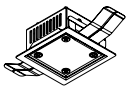			
visible LxW	80x74	80x74	80x74	LxB zichtbaar
cut out LxW	68x68	68x68	68x68	LxB opening
min depth	50	90	90	min. diepte
fitting	G4	GU4	GU5.3	lampvoet
max. watt	20W	35W	50W	max. watt
voltage	12V	12V	12V	voltage
symbol				symbool
gear	excl.	excl.	excl.	VSA
IP	20	20	20	IP
class	3	3	3	klasse
orientation	→ ↑	→ ↑	→ ↑	oriëntatie
optional				**optioneel**
plasterkit	**kr**702532	**kr**702532	**kr**702532	pleisterplaat
installation box	**kr**722532	**kr**722532	**kr**722532	inbouwdoos
concrete box	**kr**772538		**kr**772578	betonbox
frosted glass	incl.			mat glas

installation manuals: www.kreon.com

Micro Down

Project Kruisherenhotel
Location Maastricht, The Netherlands

Int. Architect Henk vos
Photographer Serge Brison

Micro Down

Micro Down is designed for recessed use in ceilings and walls. This fixture has been specially developed to be as inconspicuous as possible with a minimal cut-out.

Micro Down is ontworpen voor inbouw in wanden en plafonds. Dit armatuur is ontwikkeld om zo onzichtbaar mogelijk te zijn en vergt een zeer beperkte inbouwdiepte.

Grey Micro Down QR-CBC35

name	**micro down**	naam
lamptype	QR-CBC35	lamptype
white	**kr**972591	wit
grey	**kr**972593	grijs

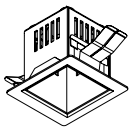

visible LxW	59x53	LxB zichtbaar
cut out LxW	45x45	LxB opening
min depth	60	min. diepte
fitting	GU4	lampvoet
max. watt	20W	max. watt
voltage	12V	voltage
symbol		symbool
gear	excl.	VSA
IP	20	IP
class	3	klasse
orientation	→ ↑	oriëntatie

optional		**optioneel**
plasterkit	**kr**702592	pleisterplaat
installation box	**kr**722592	inbouwdoos

Down in-Line

The appearance of light

Down in-Line provides depth to your architecture through a unique system of built-in louvres. This fixture consists of three elements: the plasterkit, the housing (which is clicked into the plasterkit) and the louvre for the seamless finish. The seamless design is assured by a special screwless installation frame. This metal frame employs a simple clip system to hold the lamp housing and the louvre. The oblique louvre is available in several colors.

De verschijning van het licht

Down in-Line geeft diepte aan uw architectuur via een uniek systeem van inbouw louvers. Het toestel bestaat uit drie onderdelen: de plasterkit, de behuizing die in de plasterkit wordt geklikt en de louver voor een naadloze afwerking. Het discrete randloze design van dit armatuur wordt bekomen door het speciale, schroefloze installatieframe. Dit metalen frame beschikt over een eenvoudig kliksysteem voor het bevestigen van de lampbehuizing en de louver. De schuine louver is verkrijgbaar in verschillende kleuren.

Down in-Line 76

Project Villa R.
Location Bonn, Germany

Architect studio a.s.h. Köln
Photographer Michael Voit

Down in-Line 76

Down in-Line 76 is a range of architectural downlights with square or rectangular apertures. The small dimensions of this range make them ideal to discreetly produce architectural accent lighting. The concept of this product has been further developed and it can now be offered with LED sources and wallwash reflectors.

Down in-Line 76 is een reeks architecturale downlighters met vierkante of rechthoekige opening. De kleine dimensies die deze reeks kenmerkt maken het toestel een ideaal gereedschap voor discrete achitecturale accent verlichting. Het concept werd verder ontwikkeld en is nu beschikbaar met wallwash reflectoren en LED.



Down in-Line 76 QR-CBC51 with alu matt oblique louvre and frosted glass

Down in-Line 76 double QR-CBC51 with black oblique louvre



Down in-Line 76 QR-CBC51 with white oblique louvre

Down in-Line 76 wallwasher QR-CBC51

Down in-Line 76

name	down in line 76 single	down in-line 76 single	down in-line 76 single	naam
lamptype	QR-CBC51	QPAR16	HIPAR16	lamptype
reference	**kr**918213	**kr**918233	**kr**918173	referentie
	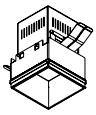	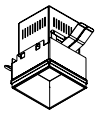	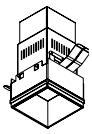	
visible LxW	76x76	76x76	76x76	LxB zichtbaar
cut out LxW	86x86	86x86	86x86	LxB opening
min depth	125	135	160	min. diepte
thickness boardmaterial	6-28	6-28	6-28	dikte afwerkplaat
fitting	GU5.3	GZ/GU10	GX10	lampvoet
max. watt	50W	50W	20W	max. watt
voltage	12V	230V	230V/1,5kV	voltage
symbol				symbool
rotation/ inclination				rotatie / inclinatie
gear	excl.		excl.	VSA
IP	20	20	20	IP
class	3	1	1	klasse
orientation	→ ↑	→ ↑	↑	oriëntatie
required				**noodzakelijk**
plasterkit	**kr**718214	**kr**718214	**kr**718214	pleisterplaat
plasterkit BA13	**kr**718218	**kr**718218	**kr**718218	pleisterpl. BA13
louvre				**louver**
oblique grey	**kr**718215	**kr**718215	**kr**718215	schuin grijs
oblique white	**kr**718216	**kr**718216	**kr**718216	schuin wit
oblique alu matt	**kr**718217	**kr**718217	**kr**718217	schuin alu mat
oblique black	**kr**718222	**kr**718222	**kr**718222	schuin zwart
oblique gold	**kr**718227	**kr**718227	**kr**718227	schuin goud
optional				**optioneel**
glass				**glas**
frosted	**kr**718219*	**kr**718219*	**kr**718219*	mat
clear	**kr**718209*	**kr**718209*	**kr**718209*	helder

Remarks

Down in-Line is a range of fixtures for gypsum plaster board ceilings or walls. A special metal installation frame, suited to the lamp size, is mounted into the cut ceiling hole and visible gaps are filled with polyester gypsum. This metal frame employs a simple clip system to hold the lamp housing and a louvre.

* Fixture with glass becomes IP44.

Opmerkingen

Down in-Line is enkel geschikt voor gebruik in gipsen plafonds of wanden. In de uitsnijding past een speciaal metalen installatieframe dat aangepast is aan de grootte van de armatuur. Zichtbare gaten worden gedicht met polyester plaaster. Een eenvoudig kliksysteem in dit metalen frame zorgt voor bevestiging van de lampbehuizing en de louver.

* In combinatie met het glas wordt het toestel IP44.

Down in-Line 76

Project private residence
Location Miami, USA

Photographer Serge Brison

Down in-Line 76

name	down in-line 76 single	down in-line 76 single**	naam
lamptype	CFL	LED	lamptype
reference	**kr**918163	**kr**918203	referentie
	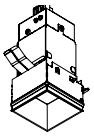	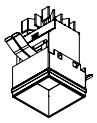	
visible LxW	76x76	76x76	LxB zichtbaar
cut out LxW	86x86	86x86	LxB opening
min depth	180	140	min. diepte
thickness boardmaterial	6-28	6-28	dikte afwerkplaat
fitting	GU10		lampvoet
max. watt	11W	7,2W	max. watt
voltage	230V	350mA	voltage
symbol			symbool
gear		excl.	VSA
IP	20	20	IP
class	1	3	klasse
orientation	↑	→ ↑	oriëntatie
required			**noodzakelijk**
plasterkit	**kr**718214	**kr**718214	pleisterplaat
plasterkit BA13	**kr**718218	**kr**718218	pleisterpl. BA13
louvre			**louver**
oblique grey	**kr**718215	**kr**718215	schuin grijs
oblique white	**kr**718216	**kr**718216	schuin wit
oblique alu matt	**kr**718217	**kr**718217	schuin alu mat
oblique black	**kr**718222	**kr**718222	schuin zwart
oblique gold	**kr**718227	**kr**718227	schuin goud
optional			**optioneel**
glass			**glas**
frosted	**kr**718219*	**kr**718219*	mat
clear	**kr**718209*	**kr**718209*	helder
transformer			**transformator**
10W / 350mA		**kr**772000	10W / 350mA
33W / 350mA		**kr**772010	33W / 350mA
IP		20	IP
class		2	klasse

Remarks

Down in-Line is a range of fixtures for gypsum plaster board ceilings or walls. A special metal installation frame, suited to the lamp size, is mounted into the cut ceiling hole and visible gaps are filled with polyester gypsum. This metal frame employs a simple clip system to hold the lamp housing and a louvre.

* Fixture with glass becomes IP44.

** LED incl.

Opmerkingen

Down in-Line is enkel geschikt voor gebruik in gipsen plafonds of wanden. In de uitsnijding past een speciaal metalen installatieframe dat aangepast is aan de grootte van de armatuur. Zichtbare gaten worden gedicht met polyester plaaster. Een eenvoudig kliksysteem in dit metalen frame zorgt voor bevestiging van de lampbehuizing en de louver.

* In combinatie met het glas wordt het toestel IP44.

** LED incl.

Down in-Line 76

Project notary's office
Location Blankenberge, Belgium

Architect John Pawson
Photographer Serge Brison

Down in-Line 76

name	down in-line 76 directional	down in-line 76 double	down in-line 76 wallwasher	down in-line 76 double**	naam
lamptype	QR-CBC51	QR-CBC51	QR-CBC51	LED	lamptype
reference	**kr**908213	**kr**928213	**kr**918013	**kr**928203	referentie
	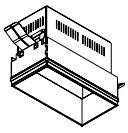	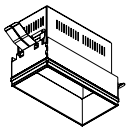	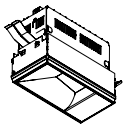	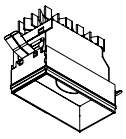	
visible LxW	153x76	153x76	153x76	153x76	LxB zichtbaar
cut out LxW	163x86	163x86	163x86	163x86	LxB opening
min depth	150	125	125	140	min. diepte
thickness boardmaterial	6-28	6-28	6-28	6-28	dikte afwerkplaat
fitting	GU5.3	GU5.3	GU5.3		lampvoet
max. watt	50W	2x50W	50W	2x7,2W	max. watt
voltage	12V	12V	12V	350mA	voltage
symbol					symbool
gear	excl.	excl.	excl.	excl.	VSA
IP	20	20	20	20	IP
class	3	3	3	3	klasse
orientation	→ ↑	→ ↑	→ ↑	→ ↑	oriëntatie
required					**noodzakelijk**
plasterkit	**kr**728214	**kr**728214	**kr**728214	**kr**728214	pleisterplaat
plasterkit BA13	**kr**728218	**kr**728218	**kr**728218	**kr**728218	pleisterpl. BA13
louvre					**louver**
oblique grey	**kr**728215	**kr**728215		**kr**728215	schuin grijs
oblique white	**kr**728216	**kr**728216		**kr**728216	schuin wit
oblique alu matt	**kr**728217	**kr**728217	incl.	**kr**728217	schuin alu mat
oblique black	**kr**728222	**kr**728222		**kr**728222	schuin zwart
oblique gold	**kr**728227	**kr**728227		**kr**728227	schuin goud
optional					**optioneel**
glass					**glas**
frosted		**kr**728219*	incl.	**kr**728219*	mat
clear		**kr**728209*		**kr**728209*	helder
transformer					**transformator**
10W / 350mA				**kr**772000	10W / 350mA
33W / 350mA				**kr**772010	33W / 350mA
IP				20	IP
class				2	klasse

Remarks

Down in-Line is a range of fixtures for gypsum plaster board ceilings or walls. A special metal installation frame, suited to the lamp size, is mounted into the cut ceiling hole and visible gaps are filled with polyester gypsum. This metal frame employs a simple clip system to hold the lamp housing and a louvre.

* Fixture with glass becomes IP44.

** LED incl.

Opmerkingen

Down in-Line is enkel geschikt voor gebruik in gipsen plafonds of wanden. In de uitsnijding past een speciaal metalen installatieframe dat aangepast is aan de grootte van de armatuur. Zichtbare gaten worden gedicht met polyester plaaster. Een eenvoudig kliksysteem in dit metalen frame zorgt voor bevestiging van de lampbehuizing en de louver.

* In combinatie met het glas wordt het toestel IP44.

** LED incl.

Down in-Line 76

Project Kreon France showroom
Location Paris, France

Photographer Serge Brison

Down in-Line 76

name	down in-line 76 single directional	down in-line 76 double directional	naam
lamptype	QR-CBC51	QR-CBC51	lamptype
white	**kr**918111	**kr**928111	wit
grey	**kr**918113	**kr**928112	grijs
black	**kr**918112	**kr**928113	zwart
	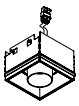	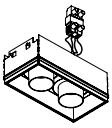	
visible LxW	76x76	153x76	LxB zichtbaar
cut out LxW	86x86	163x86	LxB opening
min depth	90	90	min. diepte
thickness boardmaterial	6-28	6-28	dikte afwerkplaat
fitting	GU5,3	GU5.3	lampvoet
max. watt	50W	2x50W	max. watt
voltage	12V	12V	voltage
symbol			symbool
rotation/ inclination	360°/2x25°	360°/2x25°	rotatie/ inclinatie
gear	excl.	excl.	VSA
IP	20	20	IP
class	3	3	klasse
orientation	→ ↑	→ ↑	oriëntatie
required			**noodzakelijk**
plasterkit	**kr**718214	**kr**728214	pleisterplaat
plasterkit BA13	**kr**718218	**kr**728218	pleisterpl. BA13
louvre			**louver**
oblique grey	incl.	incl.	schuin grijs
oblique white	incl.	incl.	schuin wit
oblique black	incl.	incl.	schuin zwart

Remarks

Down in-Line is a range of fixtures for gypsum plaster board ceilings or walls. A special metal installation frame, suited to the lamp size, is mounted into the cut ceiling hole and visible gaps are filled with polyester gypsum. This metal frame employs a simple clip system to hold the lamp housing and a louvre.

Opmerkingen

Down in-Line is enkel geschikt voor gebruik in gipsen plafonds of wanden. In de uitsnijding past een speciaal metalen installatieframe dat aangepast is aan de grootte van de armatuur. Zichtbare gaten worden gedicht met polyester plaaster. Een eenvoudig kliksysteem in dit metalen frame zorgt voor bevestiging van de lampbehuizing en de louver.

Down in-Line 76

Project NH Fiera
Location Milan, Italy

Int. Architect Mara Cuomo, Studio progettazione NH Hoteles, De8 Architetti
Photographer Giulio Oriani, Beatrice Vergani

Down in-Line 76

Project notary's office
Location Blankenberge, Belgium

Architect John Pawson
Photographer Serge Brison

Down in-Line 153

Project SN3 / Chanel
Location Antwerp, Belgium

Architect Jo Peeters
Photographer Serge Brison

Remark: product is placed in a gypsum construction that simulates a profile system.

Down in-Line 153

Down in-Line 153 is a range of architectural downlights with square or rectangular apertures. The concept of this product has been further developed and it can now be offered with directional low-voltage halogen lamps and metal halide lamps with changeable reflectors. The light beam can be shaped to fulfil different lighting functions.

Down in-Line 153 is een reeks architecturale downlighters met vierkante of rechthoekige opening. Het concept is verder ontwikkeld en wordt nu aangeboden met richtbare laagvolt halogeen en gasontladingslampen met verwisselbare reflectors. De lichtbundel kan daardoor in de ruimte gericht worden zodat verschillende lichtoplossingen mogelijk worden.



Down in-Line 153 directional HIT-TC with white oblique louvre

Down in-Line 153 QPAR30 with black oblique louvre

Down in-Line 153 TC-L with white oblique louvre and frosted glass

Down in-Line 153

name	down in-line 153 single directional	down in-line 153 single directional	down in-line 153 single	naam
lamptype	QT12-ax	QR-LP111	QPAR30	lamptype
reference	**kr**918313	**kr**918323	**kr**918333	referentie
	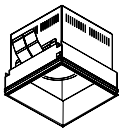	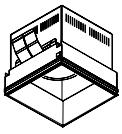	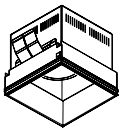	
visible LxW	153x153	153x153	153x153	LxB zichtbaar
cut out LxW	163x163	163x163	163x163	LxB opening
min depth	165	165	190	min. diepte
thickness boardmaterial	6-28	6-28	6-28	dikte afwerkplaat
fitting	GY6.35	G53	E27	lampvoet
max. watt	100W	75W	75W	max. watt
voltage	12V	12V	230V	voltage
symbol				symbool
gear	excl.	excl.		VSA
rotation/ inclination	360°/2x25°	360°/2x25°		rotatie/ inclinatie
IP	20	20	20	IP
class	3	3	1	klasse
orientation	→ ↑	→ ↑	→ ↑	oriëntatie
required				**noodzakelijk**
plasterkit	**kr**718304	**kr**718304	**kr**718304	pleisterplaat
plasterkit BA13	**kr**718308	**kr**718308	**kr**718308	pleisterpl. BA13
for QT12-ax				**voor QT12-ax**
reflector 8°	**kr**706002			reflector 8°
reflector 24°	**kr**706004			reflector 24°
reflector 45°	**kr**706006			reflector 45°
louvre				**louver**
oblique grey	**kr**718305	**kr**718305	**kr**718305	schuin grijs
oblique white	**kr**718306	**kr**718306	**kr**718306	schuin wit
oblique alu matt	**kr**718307	**kr**718307	**kr**718307	schuin alu mat
oblique black	**kr**718322	**kr**718322	**kr**718322	schuin zwart
oblique gold	**kr**718327	**kr**718327	**kr**718327	schuin goud
optional				**optioneel**
glass				**glas**
frosted	**kr**718509*	**kr**718509*		mat
clear	**kr**718309*	**kr**718309*		helder

Remarks

Down in-Line is a range of fixtures for gypsum plaster board ceilings or walls. A special metal installation frame, suited to the lamp size, is mounted into the cut ceiling hole and visible gaps are filled with polyester gypsum. This metal frame employs a simple clip system to hold the lamp housing and a louvre.

* Fixture with glass becomes IP44.

Opmerkingen

Down in-Line is enkel geschikt voor gebruik in gipsen plafonds of wanden. In de uitsnijding past een speciaal metalen installatieframe dat aangepast is aan de grootte van de armatuur. Zichtbare gaten worden gedicht met polyester plaaster. Een eenvoudig kliksysteem in dit metalen frame zorgt voor bevestiging van de lampbehuizing en de louver.

* In combinatie met het glas wordt het toestel IP44.

Male and female connector Included. / Inclusief mannelijke en vrouwelijke connector.

installation manuals: www.kreon.com

Down in-Line 153

Project 10 by Devos
Location Lennik, Belgium

Architect HM Projects
Photographer Serge Brison

Down in-Line 153

name	down in-line 153 single directional	down in-line 153 single directional	naam
lamptype	HIT-TC	HIR-CE111	lamptype
reference	**kr**918383	**kr**918383	referentie
	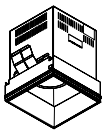	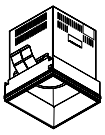	
visible LxW	153x153	153x153	LxB zichtbaar
cut out LxW	163x163	163x163	LxB opening
min depth	200	200	min. diepte
thickness boardmaterial	6-28	6-28	dikte afwerkplaat
fitting	G8.5	GX8.5	lampvoet
max. watt	20W/35W/70W	20W/35W/70W	max. watt
voltage	230V/5kV	230V/5kV	voltage
symbol			symbool
gear	excl.	excl.	VSA
rotation/ inclination	360°/2x25°	360°/2x25°	rotatie/ inclinatie
IP	20	20	IP
class	1	1	klasse
orientation	↑	↑	oriëntatie
UV glass	incl. in reflector		UV glas

required			**noodzakelijk**
plasterkit	**kr**718304	**kr**718304	pleisterplaat
plasterkit BA13	**kr**718308	**kr**718308	pleisterpl. BA13
for HIT-TC			**voor HIT-TC**
reflector 15°	**kr**700583		reflector 15°
reflector 30°	**kr**700585		reflector 30°
reflector 55°	**kr**700587		reflector 55°
for HIR-CE111			**voor HIR-CE111**
fitting		**kr**700580	lampvoet

louvre			**louver**
oblique grey	**kr**718305	**kr**718305	schuin grijs
oblique white	**kr**718306	**kr**718306	schuin wit
oblique alu matt	**kr**718307	**kr**718307	schuin alu mat
oblique black	**kr**718322	**kr**718322	schuin zwart
oblique gold	**kr**718327	**kr**718327	schuin goud

Remarks

Down in-Line is a range of fixtures for gypsum plaster board ceilings or walls. A special metal installation frame, suited to the lamp size, is mounted into the cut ceiling hole and visible gaps are filled with polyester gypsum. This metal frame employs a simple clip system to hold the lamp housing and a louvre.

Opmerkingen

Down in-Line is enkel geschikt voor gebruik in gipsen plafonds of wanden. In de uitsnijding past een speciaal metalen installatieframe dat aangepast is aan de grootte van de armatuur. Zichtbare gaten worden gedicht met polyester plaaster. Een eenvoudig kliksysteem in dit metalen frame zorgt voor bevestiging van de lampbehuizing en de louver.

Male and female connector Included. / Inclusief mannelijke en vrouwelijke connector.

installation manuals: www.kreon.com

Down in-Line 153

Project private house
Location Sint-Niklaas, Belgium

Int. Architect Peter Ivens, Kurt Bruggeman
Photographer Serge Brison

Down in-Line 153

name	down in-line 153 double directional	down in-line 153 double directional	down in-line 153 double directional	down in-line 153 double directional	naam
lamptype	QT12-ax	QR-LP111	HIT-TC	HIR-CE111	lamptype
reference	**kr**928313	**kr**928323	**kr**928383	**kr**928383	referentie
	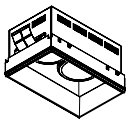	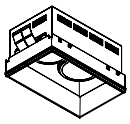	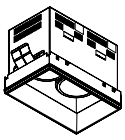		
visible LxW	263x153	263x153	263x153	263x153	LxB zichtbaar
cut out LxW	273x163	273x163	273x163	273x163	LxB opening
min depth	165	165	200	200	min. diepte
thickness boardmaterial	6-28	6-28	6-28	6-28	dikte afwerkplaat
fitting	GY6.35	G53	G8.5	GX8.5	lampvoet
max. watt	2x100W	2x75W	2x20W/35W/70W	2x20W/35W/70W	max. watt
voltage	12V	12V	230V/5kV	230V/5kV	voltage
symbol					symbool
gear	excl.	excl.	excl.	excl.	VSA
rotation/ inclination	360°/2x25°	360°/2x25°	360°/2x25°	360°/2x25°	rotatie/ inclinatie
IP	20	20	20	20	IP
class	3	3	1	1	klasse
orientation	→ ↑	→ ↑	↑	↑	oriëntatie
UV glass			incl. in reflector		UV glas
required					**noodzakelijk**
plasterkit	**kr**728304	**kr**728304	**kr**728304	**kr**728304	pleisterplaat
for QT12-ax					**voor QT12-ax**
reflector 8°	2x**kr**706002				reflector 8°
reflector 24°	2x**kr**706004				reflector 24°
reflector 45°	2x**kr**706006				reflector 45°
for HIT-TC					**voor HIT-TC**
reflector 15°			2x**kr**700583		reflector 15°
reflector 30°			2x**kr**700585		reflector 30°
reflector 55°			2x**kr**700587		reflector 55°
for HIR-CE111					**voor HIR-CE111**
fitting				2x**kr**700580	lampvoet
louvre					**louver**
oblique grey	**kr**728305	**kr**728305	**kr**728305	**kr**728305	schuin grijs
oblique white	**kr**728306	**kr**728306	**kr**728306	**kr**728306	schuin wit
oblique alu matt	**kr**728307	**kr**728307	**kr**728307	**kr**728307	schuin alu mat
oblique black	**kr**728322	**kr**728322	**kr**728322	**kr**728322	schuin zwart
oblique gold	**kr**728327	**kr**728327	**kr**728327	**kr**728327	schuin goud
optional					**optioneel**
glass					**glas**
* frosted	**kr**728509	**kr**728509			mat *
* clear	**kr**728309	**kr**728309			helder *

Remarks

See page 156.

* Fixture with glass becomes IP44.

Opmerkingen

Zie pagina 156.

* In combinatie met het glas wordt het toestel IP44.

Male and female connector Included. / Inclusief mannelijke en vrouwelijke connector.

Down in-Line 153

Project minus Office
Location poperingen, Belgium

Int. Architect minus
Photographer Kreon

Down in-Line 153

name	down in-line 153 triple directional	down in-line 153 triple directional	down in-line 153	down in-line 153	naam
lamptype	QT12-ax	QR-LP111	TC-L	TC-L	lamptype
reference	**kr**938313	**kr**938323	**kr**918363	**kr**918373	referentie
	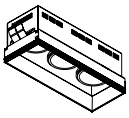	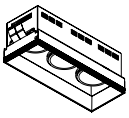	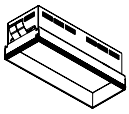	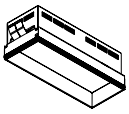	
visible LxW	396x153	396x153	396x153	569x153	LxB zichtbaar
cut out LxW	406x163	406x163	406x163	579x163	LxB opening
min. depth	165	165	165	165	min. diepte
thickness boardmaterial	6-24	6-24	6-28	6-28	dikte afwerkplaat
fitting	GY6.35	G53	2G11	2G11	lampvoet
max. watt	3x100W	3x75W	24W	55W	max. watt
voltage	230V/12V	230V/12V	230V	230V	voltage
symbol					symbool
gear	excl.	excl.	electr.incl.	electr.incl.	VSA
rotation/ inclination	360°/2x25°	360°/2x25°			rotatie/ inclinatie
IP	20	20	20	20	IP
class	1	1	1	1	klasse
orientation	↑	↑	↑	↑	oriëntatie
required					**noodzakelijk**
plasterkit	**kr**738304	**kr**738304	**kr**738304	**kr**738374	pleisterplaat
for QT12-ax					**voor QT12-ax**
reflector 8°	3x**kr**706002				reflector 8°
reflector 24°	3x**kr**706004				reflector 24°
reflector 45°	3x**kr**706006				reflector 45°
for TC-L					**voor TC-L**
frosted glas			**kr**738369*	**kr**728379*	mat glas
louvre					**louver**
oblique grey	**kr**738305	**kr**738305	**kr**738305**	**kr**728375**	schuin grijs
oblique white	**kr**738306	**kr**738306	**kr**738306**	**kr**728376**	schuin wit
oblique alu matt	**kr**738307	**kr**738307	**kr**738307**	**kr**728377**	schuin alu mat
oblique black	**kr**738322	**kr**738322	**kr**738322**	**kr**738372**	schuin zwart
oblique gold	**kr**738327	**kr**738327	**kr**738327**	**kr**738377**	schuin goud
curved with crossblades			**kr**728363	**kr**728373	gebogen met dwarslouver
optional					**optioneel**
glass					**glas**
clear	**kr**738309*	**kr**738309*			helder
frosted glass	**kr**738509*	**kr**738509*			mat glas

Remarks

See page 156.

* Fixture with glass becomes IP44.

** Only to be used with frosted plexiglass. (**kr**738369 / **kr**728379)

Opmerkingen

Zie pagina 156.

* In combinatie met het glas wordt het toestel IP44.

** Enkel te gebruiken met mat plexiglas. (**kr**738369 / **kr**728379)

Male and female connector Included. / Inclusief mannelijke en vrouwelijke connector.

installation manuals: www.kreon.com

Down in-Line 153

Project private house
Location Knokke, Belgium

Int. Architect Peter Ivens, Kurt Bruggeman
Photographer Serge Brison

Down in-Line 183

Project Montgomery
Location Florence, Italy

Architect Claudio Rodighiero
Photographer Dario Tettamanzi

Down in-Line 183

Down in-Line 183 is a range of architectural downlights with square or rectangular, apertures. This fixture has been developed for compact fluorescent, halogen and halogen metal vapour lamps. It is intended for general lighting and wallwash applications.

Down in-Line 183 is een reeks architecturale downlighters met vierkante of rechthoekige opening. Deze reeks is ontwikkeld voor compact fluorescent, halogeen en gasontladingslampen. Het toestel is te gebruiken voor algemene verlichtings- en wallwash toepassingen.

Down in-Line 183 HIT-DE with white oblique louvre



Down in-Line 183 TC-TEL 2x18W with black louvre and frosted glass

Down in-Line 183

name	down in-line 183	down in-line 183	down in-line 183	down in-line 183	naam
lamptype	TC-TEL	TC-TEL	TC-TEL	TC-TEL	lamptype
reference	**kr**918813	**kr**918853	**kr**928823	**kr**928863	referentie
visible LxW	183x183	183x183	183x183	183x183	LxB zichtbaar
cut out LxW	193x193	193x193	193x193	193x193	LxB opening
min depth	200	200	200	200	min. diepte
thickness boardmaterial	6-28	6-28	6-28	6-28	dikte afwerkplaat
fitting	GX24q-2	GX24q-3	GX24q-2	GX24q-3	lampvoet
max. watt	18W	26W	2x18W	2x26W	max. watt
voltage	230V	230V	230V	230V	voltage
symbol					symbool
gear	electr. incl.	electr. incl.	electr. incl.	electr. incl.	VSA
IP	20	20	20	20	IP
class	1	1	1	1	klasse
orientation	↑	↑	↑	↑	oriëntatie
required					**noodzakelijk**
plasterkit	**kr**708804	**kr**708804	**kr**708804	**kr**708804	pleisterplaat
louvre					**louver**
oblique grey	**kr**708823	**kr**708823	**kr**708823	**kr**708823	schuin grijs
oblique white	**kr**708821	**kr**708821	**kr**708821	**kr**708821	schuin wit
oblique alu matt	**kr**708820	**kr**708820	**kr**708820	**kr**708820	schuin alu mat
oblique black	**kr**708822	**kr**708822	**kr**708822	**kr**708822	schuin zwart
oblique gold	**kr**708827	**kr**708827	**kr**708827	**kr**708827	schuin goud
optional					**optioneel**
frosted glass	**kr**708809	**kr**708809	**kr**708809	**kr**708809	mat glas

Remarks

Down in-Line is a range of fixtures for gypsum plaster board ceilings or walls. A special metal installation frame, suited to the lamp size, is mounted into the cut ceiling hole and visible gaps are filled with polyester gypsum. This metal frame employs a simple clip system to hold the lamp housing and a louvre.

Opmerkingen

Down in-Line is enkel geschikt voor gebruik in gipsen plafonds of wanden. In de uitsnijding past een speciaal metalen installatieframe dat aangepast is aan de grootte van de armatuur. Zichtbare gaten worden gedicht met polyester plaaster. Een eenvoudig kliksysteem in dit metalen frame zorgt voor bevestiging van de lampbehuizing en de louver.

Male and female connector Included. / Inclusief mannelijke en vrouwelijke connector.

installation manuals: www.kreon.com

name	down in-line 183	down in-line 183	down in-line 183	naam
lamptype	HIT-DE	HIT-DE	HIT	lamptype
reference	**kr**918953	**kr**918963	**kr**918983	referentie
visible LxW	183x183	183x183	183x183	LxB zichtbaar
cut out LxW	193x193	193x193	193x193	LxB opening
min depth	200	200	200	min. diepte
thickness boardmaterial	6-28	6-28	6-28	dikte afwerkplaat
fitting	RX7s-24	RX7s-24	G12	lampvoet
max. watt	150W	150W	70W/150W	max. watt
voltage	230V/5kV	230V/5kV	230V/5kV	voltage
symbol				symbool
gear	excl.	excl.	excl.	VSA
IP	20	20	20	IP
class	1	1	1	klasse
orientation	↑	↑	↑	oriëntatie
UV glass	incl.	incl.	incl.	UV glas
required				**noodzakelijk**
plasterkit	**kr**708804	**kr**708804	**kr**708804	pleisterplaat
reflector 15°	incl.		**kr**758983	reflector 15°
reflector 30°		incl.	**kr**758985	reflector 30°
louvre				**louver**
oblique grey	**kr**708823	**kr**708823	**kr**708823	schuin grijs
oblique white	**kr**708821	**kr**708821	**kr**708821	schuin wit
oblique alu matt	**kr**708820	**kr**708820	**kr**708820	schuin alu mat
oblique black	**kr**708822	**kr**708822	**kr**708822	schuin zwart
oblique gold	**kr**708827	**kr**708827	**kr**708827	schuin goud

Remarks

Down in-Line is a range of fixtures for gypsum plaster board ceilings or walls. A special metal installation frame, suited to the lamp size, is mounted into the cut ceiling hole and visible gaps are filled with polyester gypsum. This metal frame employs a simple clip system to hold the lamp housing and a louvre.

Opmerkingen

Down in-Line is enkel geschikt voor gebruik in gipsen plafonds of wanden. In de uitsnijding past een speciaal metalen installatieframe dat aangepast is aan de grootte van de armatuur. Zichtbare gaten worden gedicht met polyester plaaster. Een eenvoudig kliksysteem in dit metalen frame zorgt voor bevestiging van de lampbehuizing en de louver.

Male and female connector Included. / Inclusief mannelijke en vrouwelijke connector.

installation manuals: www.kreon.com

Down in-Line 183

name	**down in-line 183 wallwasher**	**down in-line 183 wallwasher**	naam
lamptype	QT12-ax	HIT-TC	lamptype
reference	**kr**918803	**kr**918843	referentie
		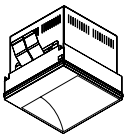	
visible LxW	183x183	183x183	LxB zichtbaar
cut out LxW	193x193	193x193	LxB opening
min depth	150	150	min. diepte
thickness boardmaterial	6-28	6-28	dikte afwerkplaat
fitting	GY6,35	G8,5	lampvoet
max. watt	65W	20W/35W	max. watt
voltage	230V	230V	voltage
symbol			symbool
gear	excl.	excl.	VSA
IP	20	20	IP
class	1	1	klasse
orientation	↑	↑	oriëntatie
required			**noodzakelijk**
plasterkit	**kr**708804	**kr**708804	pleisterplaat
louvre			**louver**
matt alu	incl.	incl.	mat alu

Remarks

Down in-Line is a range of fixtures for gypsum plaster board ceilings or walls. A special metal installation frame, suited to the lamp size, is mounted into the cut ceiling hole and visible gaps are filled with polyester gypsum. This metal frame employs a simple clip system to hold the lamp housing and a louvre.

Opmerkingen

Down in-Line is enkel geschikt voor gebruik in gipsen plafonds of wanden. In de uitsnijding past een speciaal metalen installatieframe dat aangepast is aan de grootte van de armatuur. Zichtbare gaten worden gedicht met polyester plaaster. Een eenvoudig kliksysteem in dit metalen frame zorgt voor bevestiging van de lampbehuizing en de louver.

Male and female connector Included. / Inclusief mannelijke en vrouwelijke connector.

installation manuals: www.kreon.com

Overview - Overzicht

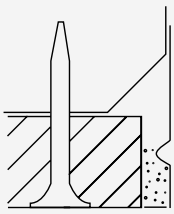

plasterkit (square cut-out)

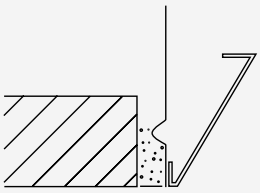

oblique louvre



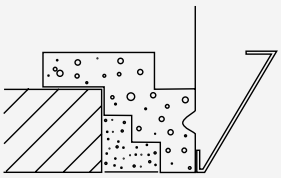

plasterkit BA13 (round cut-out)

plasterkit BA13				**pleisterkit BA13**
	76 single	**76 double**	**153 single**	
reference	**kr**718218	**kr**728218	**kr**718308	**referentie**
			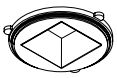	
cut out ∅	180	300	300	**∅ opening**
thickness plasterboard	12.5-13	12.5-13	12.5-13	**dikte pleisterplaat**

Down in-Line

Project NH Fiera
Location Milan, Italy

Int. Architect Mara Cuomo, Studio progettazione NH Hoteles, De8 Architetti
Photographer Giulio Oriani, Beatrice Vergani

TORRE N
Tower N

Erubo

A vision of simplicity and clarity in form and function

Erubo's design is driven by the radical reduction of adjectives. Not only in form, but far most in function. By omitting all additional components to true essentials – light source and optics – the usual embodiment of an architectural projector makes way to a pure asymmetrical object, bearing qualities of visual silence and clarity. The essential geometry, the absolute unity in material and colour and the mindful interface among weight of volumes all contribute to define an easy to unveil luminaire.

Een visie van eenvoud in vorm en functie

De vormgeving van Erubo is gedreven door de radicale reductie van overtollige elementen. Niet enkel in vorm, maar vooral in functie. Het verwijderen van al deze elementen staat garant voor een vormgeving die gekenmerkt wordt door visuele rust en duidelijkheid. Het samenbrengen van de essentiële onderdelen voor het creëren van lichteffecten, namelijk een lichtbron en een optiek in een strak, zwart volume maakt van Erubo een duidelijk leesbare architecturale projector.

Erubo

In a combination between highly efficient interchangeable optics with tungsten halogen, metal halide or LED light sources, Erubo provides specifiers with a powerful and precise luminaire, the essence of an architectural projector. Its small dimensions and range of reflectors makes Erubo ideal for use within residential, hospitality, retail and exhibition spaces.

In combinatie met snel uitwisselbare optieken en halogeen, gasontladingslampen of LED is Erubo een krachtig verlichtingstoestel dat voldoet aan het archetype van de architecturale projector. Beperkte dimensies en smal tot breedstralende reflectoren maakt Erubo tot een ideaal gereedschap voor het uitlichten van winkels, restaurants maar ook gallerijen of private woningen.

White Erubo QT12-ax with flood reflector

Black Erubo QT12-ax with flood reflector

Erubo

name	**erubo**	**erubo**	**erubo**	**erubo*** **	naam
lamptype	QT12-ax	HIT-TC-CE	HIT-TC-CE	LED	lamptype
white	**kr**921611	**kr**921561	**kr**921661	**kr**921501	wit
black	**kr**921612	**kr**921562	**kr**921662	**kr**921502	zwart
	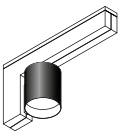	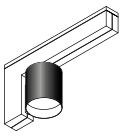	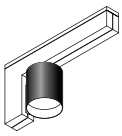	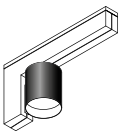	
HxW Ø	150x300 Ø80	150x300 Ø80	150x300 Ø80	150x300 Ø80	HxB Ø
fitting	GY6.35	PGJ5	PGJ5		lampvoet
max. watt	65W	20W	35W	7,2W	max. watt
voltage	230V/12V	230V/1,5kV	230V/1,5kV	230V/350mA	voltage
symbol					symbool
gear	incl.	incl.	incl.	incl.	VSA
IP	40	40	40	40	IP
class	1	1	1	1	klasse
rotation/ inclination	2 x 180°/90°	2 x 180°/90°	2 x 180°/90°	2 x 180°/90°	rotatie/ inclinatie
orientation	↑ →	↑ →	↑ →	↑ →	oriëntatie

required					**noodzakelijk**
spot	**kr**720602	**kr**720662	**kr**720662	**kr**720502	spot
flood	**kr**720604	**kr**720604	**kr**720604	**kr**720504	flood
wide flood	**kr**720606	**kr**720606	**kr**720606	**kr**720506	wide flood

optional*					**optioneel***
anti glare louvre	**kr**726473				anti glare louver
**sculpture lens	**kr**726100				sculptuur lens**
diffusing lens	**kr**726200				egalisatielens
UV glass	**kr**726300	incl.	incl.		UV glas

Remarks

* Only one optional accessory per luminaire.

** Only to be used in combination with spot reflector.

*** LED incl.

Opmerkingen

* Enkel één optioneel accessoire per armatuur.

** Enkel te gebruiken in combinatie met een spot reflector.

*** LED incl.

Erubo

Project De Puydt
Location Knokke, Belgium

Architect Glenn Sestig
Photographer Serge Brison

Erubo on-Track

Project Eburon Hotel
Location Tongeren, Belgium

Architect PCP Architects
Photographer Serge Brison

Erubo on-Track

Erubo on-Track is a versatile answer to areas that demand high flexibility such as museums and galleries. Erubo on-Track offers the opportunity to change light position and therefore to suit the needs of innumerable applications. The horizontal line of Erubo harmoniously integrates with ceilings, while the advanced lighting technology provides superior lighting solutions.

Erubo on-Track is een veelzijdig antwoord voor toepassingen die een grote flexibiliteit eisen zoals musea, bibliotheken of winkels. Erubo on-Track biedt de mogelijkheid om eenvoudig de positie van het armatuur aan te passen en snel te kunnen inspelen op wisselende verlichtingsnoden. De horizontale lijn van Erubo en het trackprofiel creëren een dynamische, architecturale compositie. Versterkt met geavanceerde lichttechniek biedt Erubo on-Track u superieure oplossingen.

Black Erubo on-Track QT12-ax with flood reflector

White Erubo on-Track QT12-ax with flood reflector

Erubo on-Track

name	**erubo on-track**	**erubo on-track**	**erubo on-track**	**erubo on-track*** **	**naam**
lamptype	QT12-ax	HIT-TC-CE	HIT-TC-CE	LED	**lamptype**
white	**kr**927611	**kr**927561	**kr**927661	**kr**927501	**wit**
black	**kr**927612	**kr**927562	**kr**927662	**kr**927502	**zwart**
	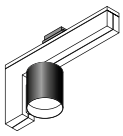	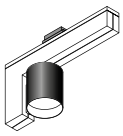	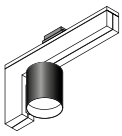	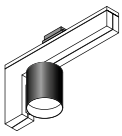	
HxW Ø	150x300 Ø80	150x300 Ø80	150x300 Ø80	150x300 Ø80	**HxB Ø**
fitting	GY6.35	PGJ5	PGJ5		**lampvoet**
max. watt	65W	20W	35W	7,2W	**max. watt**
voltage	230V/12V	230V/1,5kV	230V/1,5kV	230V/350mA	**voltage**
symbol					**symbool**
gear	incl.	incl.	incl.	incl.	**VSA**
IP	40	40	40	40	**IP**
class	1	1	1	1	**klasse**
rotation/ inclination	360°/90°	360°/90°	360°/90°	360°/90°	**rotatie/ inclinatie**
orientation	↑ →	↑ →	↑ →	↑ →	**oriëntatie**

required					**noodzakelijk**
spot	**kr**720602	**kr**720662	**kr**720662	**kr**720502	**spot**
flood	**kr**720604	**kr**720604	**kr**720604	**kr**720504	**flood**
wide flood	**kr**720606	**kr**720606	**kr**720606	**kr**720506	**wide flood**

optional*					**optioneel***
anti glare louvre	**kr**726473				**anti glare louver**
****sculpture lens**	**kr**726100				**sculptuur lens****
diffusing lens	**kr**726200				**egalisatielens**
UV glass	**kr**726300	incl.	incl.		**UV glas**

Remarks

* Only one optional accessory per luminaire.

** Only to be used in combination with spot reflector.

Track version has to be used in combination with a 3-circuit tracksystem.

*** LED incl.

Opmerkingen

* Enkel één optie per armatuur.

** Enkel te gebruiken in combinatie met een spot reflector.

Track versie moet worden gebruikt in combinatie met een 3-circuit tracksysteem.

*** LED incl.

Erubo on-Track

Project Creative Space
Location Brussels, Belgium

Photographer Serge Brison

Erubo on-Track

Project Euroluce 2009
Location Milan, Italy

Photographer Kreon

3-circuit track

name	3-circuit track surface mounted	3-circuit track surface mounted	end cap	naam
	2000mm	3000mm		
white	**kr**726021	**kr**726031	**kr**726501	wit
black	**kr**726022	**kr**726032	**kr**726502	zwart
aluminium	**kr**726023	**kr**726033	**kr**726503	aluminium
	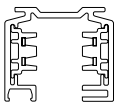	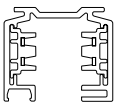	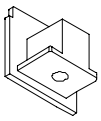	
* LxWxH	2000x36x32	3000x36x32	18x36x32	LxBxH *
max. watt.	3x3600W	3x3600W		max. watt.
voltage	3x16A/400V	3x16A/400V		voltage
IP	40	40		IP
class	1	1		klasse

name	end feed earth left	end feed earth right	mid feed	straight connector no feed	naam
white	**kr**726511	**kr**726521	**kr**726531	**kr**726541	wit
black	**kr**726512	**kr**726522	**kr**726532	**kr**726542	zwart
aluminium	**kr**726513	**kr**726523	**kr**726533	**kr**726543	aluminium
	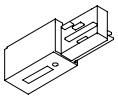	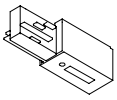	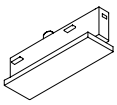	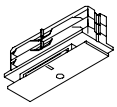	
LxWxH	68x36x32	68x36x32	130x36x8	58x15x0	LxBxH

name	recessed profile for surface track	mounting bracket recessed profile	recessed profile snap hanger	naam
aluminium	**kr**726055**	**kr**726056***	**kr**726057****	aluminium
	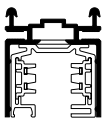	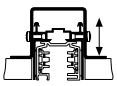	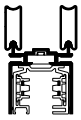	
LxWxH	4037x42x48	.x80x45	.x10x25	LxBxH

Remarks

* Outher dimension of track profile.

** Recessed profile of 4073mm (to be cut on installation site) combined with surface track. Required accessories to be choosen between kr726056 or kr726057.

*** Set of 6 brackets for gypsum installation.

**** Set of 6 snap hangers to suspend recessed profile.

Opmerkingen

* Buitenmaten van de track.

** Inbouw profiel van 4073mm (af te snijden aan de installatiezijde) om te gebruiken in combinatie met surface track systeem. Noodzakelijk accessoire te kiezen tussen kr726056 en kr726057.

*** Set van 6 haken voor gyproc installatie.

**** Set van 6 ophangbeugels om het ingebouwde profiel te bevestigen.

Erubo on-Track

Project Kreon Creative space
Location Brussels, Belgium

Photographer Serge Brison

CREATIVE S

Holon

Maximum light experience in minimal form

Holon's timeless design enables this fitting to find application in a vast range of projects. The simple and yet strong geometrical form earns its place in corridors, meeting rooms and other public areas. Holon can be supplied with various light sources such as halogen lamps and discharge lamps.

Maximale licht ervaring in een minimale vorm

Het tijdloos design laat eenvoudige toepassingen toe in tal van projecten. De eenvoudige en sterk geometrische vormgeving maakt deze serie uitermate geschikt voor het gebruik in gangen, vergaderzalen en andere publieke ruimtes. Holon kan voorzien worden van een variëteit aan lichtbronnen zoals gasontladingslampen en halogeenlampen.



Holon

Project private gallery
Location Amsterdam, The Netherlands

Photographer Kreon

Holon

Holon has been designed for rooms that embrace its language of form but do not require an adjustable luminaire head. This fitting is an easy to install surface-mounted spotlight. It features an integrated electronic ballast. The highly efficient reflectors are easy to replace and are suitable for reflector-free lamps such as QT12-ax and HIT-TC-CE. All models are equipped with an anti-glare ring and a filter holder for 3 optional filters. Holon offers furthermore a waterproof version for outdoor use.

Holon is ontwikkeld voor gebruik in ruimten waar geen richtbare lichtbron vereist is. Holon is een eenvoudig te installeren opbouwtoestel met een ingebouwd electronisch voorschakelapparaat. Snel wisselbare reflectoren met hoog rendement voor naakte lichtbronnen zoals QT12-ax en HIT-TC-CE en een filtermagazijn met antiverblindingsring voor 3 optionele filters geven u een krachtig gereedschap voor uw lichtplanning. Holon is ook verkrijgbaar voor buitengebruik.

White Holon with UV-filter

Black Holon with UV-filter and diffusing lens

Holon

name	**holon**	**holon**	**holon**	**naam**
lamptype	QT12-ax	HIT-TC-CE	HIT-TC-CE	**lamptype**
chrome	**kr**922110	**kr**922130	**kr**922230	**chroom**
white	**kr**922111	**kr**922131	**kr**922231	**wit**
black*	**kr**922112	**kr**922132	**kr**922232	**zwart***
			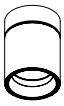	
Ø x H	Ø140x220	Ø140x220	Ø140x220	**Ø x H**
fitting	GY6.35	PGJ5	PGJ5	**lampvoet**
max. watt	65W	20W	35W	**max. watt**
voltage	230V/12V	230V/1,5kV	230V/2kV	**voltage**
symbol				**symbool**
gear	electr. incl.	electr. incl.	electr. incl.	**VSA**
IP	40	40	40	**IP**
class	1	1	1	**klasse**
orientation	↑	↑	↑	**oriëntatie**
3 filter holder	incl.	incl.	incl.	**3 filter magazijn**
required				**noodzakelijk**
spot	**kr**720002	**kr**720002	**kr**720002	**spot**
flood	**kr**720004	**kr**720004	**kr**720004	**flood**
wide flood	**kr**720006	**kr**720006	**kr**720006	**wide flood**
****wallwasher**	**kr**720631	**kr**720631	**kr**720631	**wallwasher****
optional				**optioneel**
lenses				**lenzen**
*****sculpt. lens**	**kr**720100	**kr**720100	**kr**720100	**sculpt. lens*****
diffusing lens	**kr**720200	**kr**720200	**kr**720200	**egalisatielens**
filters				**filters**
UV glass	**kr**720300	incl.	incl.	**UV glas**
IR filter	**kr**720400	**kr**720400	**kr**720400	**IR filter**
skintone filter	**kr**720500	**kr**720500	**kr**720500	**skintone filter**
daylight conv.	**kr**720600	**kr**720600	**kr**720600	**daglicht conv.**
dichroic filters				**dichroic filters**
red	**kr**716316	**kr**716316	**kr**716316	**rood**
blue	**kr**716336	**kr**716336	**kr**716336	**blauw**
purple	**kr**716326	**kr**716326	**kr**716326	**paars**
orange	**kr**716376	**kr**716376	**kr**716376	**oranje**

Remarks

* High gloss.

** Cannot be used in combination with filters or lenses.

*** Use in combination with spot reflector.

Opmerkingen

* Hoogglans.

** Kan niet gebruikt worden in combinatie met filters of lenzen.

*** Gebruik in combinatie met spot reflector.

Holon

Project Roel Vandebeek Gallery
Location Maasmechelen, Belgium

Photographer Kreon

Holon

name	holon waterproof	holon waterproof	naam
lamptype	QT12-ax	HIT-TC-CE	lamptype
chrome	**kr**922610	**kr**922730	chroom
white	**kr**922611	**kr**922731	wit
black*	**kr**922612	**kr**922732	zwart*

Ø x H	Ø140x220	Ø140x220	Ø x H
fitting	GY6.35	PGJ5	lampvoet
max. watt	65W	20W	max. watt
voltage	230V/12V	230V/1,5kV	voltage
symbol			symbool
gear	electr. incl.	electr. incl.	VSA
IP	55	55	IP
class	1	1	klasse
orientation	↑	↑	oriëntatie
2 filter holder	incl.	incl.	2 filter magazijn
frontglass	incl.	incl.	frontglas

required			**noodzakelijk**
spot	**kr**720002	**kr**720002	spot
flood	**kr**720004	**kr**720004	flood
wide flood	**kr**720006	**kr**720006	wide flood

optional			**optioneel**
lenses			**lenzen**
**sculpt. lens	**kr**720100	**kr**720100	sculpt. lens**
diffusing lens	**kr**720200	**kr**720200	egalisatielens
filters			**filters**
UV filter	**kr**720300	incl.	UV filter
IR filter	**kr**720400	**kr**720400	IR filter
skintone filter	**kr**720500	**kr**720500	skintone filter
daylight conv.	**kr**720600	**kr**720600	daglicht conv.
dichroic filters			**dichroic filters**
red	**kr**716316	**kr**716316	rood
blue	**kr**716336	**kr**716336	blauw
purple	**kr**716326	**kr**716326	paars
orange	**kr**716376	**kr**716376	oranje

Remarks

* High gloss.

** Use in combination with spot reflector.

Opmerkingen

* Hoogglans.

** Gebruik in combinatie met spot reflector.

Holon

Project Mine Waterschei
Location Genk, Belgium

Photographer Serge Brison

Onn

Distinctive signs for architectural basic elements

Throughout a series of extremely simple forms that perfectly dialogue with each other, Onn mainly features indirect lighting. It offers various possibilities to interact with architecture: Onn highlights corners, pilars or simply illuminates ceilings with gentle diffuse light. Furthermore, the possibility of adding coloured lighting to one of the independent circuits can provide inspiring atmospheres.

Kenmerkende vormen voor architecturale basiselementen

Binnen een serie van zeer eenvoudige vormen voorziet Onn hoofdzakelijk in indirecte verlichting. Onn biedt verscheidene mogelijkheden om in dialoog te gaan met de architectuur: Onn accentueert hoeken, zuilen of verlicht plafonds met een aangenaam diffuus licht. Daarenboven bestaat bij enkele toestellen de mogelijkheid om gekleurd licht te gebruiken in één van de gescheiden circuits, zodat er een inspirerende atmosfeer kan gecreëerd worden.

Onn-Air

Project Castle d'Ursel
Location Hingene, Belgium

Architect Architectenbureau Vanhecke & Suls
Photographer Serge Brison

Onn-Air

Developed for indirect ambient lighting, Onn-Air is ideal for specific lighting applications where soft and glare-free lighting is required. The reflector ensures a wide and homogeneous uplight distribution. In some models, direct downlight is also available to increase the illumination level immediately under the luminaire.

Algemene indirecte verlichting maakt Onn-Air ideaal voor toepassingen waar een zachte, niet verblindende verlichting noodzakelijk is. De specifieke reflector ontwikkelt een breedstralend lichtpatroon. Afhankelijk van het type wordt een klein deel van het licht gebruikt als directe downlight zodat een verhoogd verlichtingsniveau onder het toestel wordt bereikt.

Grey Onn-Air indirect

White Onn-Air indirect/direct

Grey Square Onn-Air indirect

White Square Onn-Air indirect with QR-LP111 downlight

Onn-Air

name	onn-air indirect dimmable*	onn-air indirect	onn-air indirect/direct dimmable*	onn-air indirect/direct	naam
lamptype	TC-L	TC-L	TC-L	TC-L	lamptype
white	**kr**915741	**kr**915751	**kr**915841	**kr**915851	wit
grey	**kr**915743	**kr**915753	**kr**915843	**kr**915853	grijs
	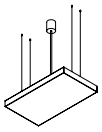	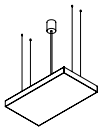	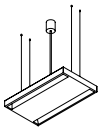	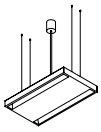	
LxWxH	400x700x60	400x700x60	400x700x60	400x700x60	LxBxH
length stem	1500 (adj.)	1500 (adj.)	1500 (adj.)	1500 (adj.)	staaflengte
fitting	2G11	2G11	2G11	2G11	lampvoet
max. watt	2x55W	2x55W/80W**	2x55W	2x55W/80W**	max. watt
voltage	230V	230V	230V	230V	voltage
symbol					symbool
gear	electr. incl.	electr. incl.	electr. incl.	electr. incl.	VSA
IP	20	20	20	20	IP
class	1	1	1	1	klasse
orientation	↓	↓	↑ ↓	↑ ↓	oriëntatie

Remarks

* DALI (+touch DIM).

** Lamp: TC-L 55W or TC-L 80W.

Opmerkingen

* DALI (+touch DIM).

** Lamp: TC-L 55W of TC-L 80W.

Onn-Air

Project Kreon Belgium Office
Location Opglabbeek, Belgium

Photographer Kreon

Square Onn-Air

Design by Jo Crepain

name	square onn-air dimmable (1-10V)	square onn-air dimmable (1-10V)	square onn-air dimmable (1-10V)	naam
uplight	TC-L	TC-L	TC-L	uplight
uplight		TC-S		uplight
downlight			QR-LP111	downlight
white	**kr**945821	**kr**945841	**kr**945861	wit
grey	**kr**945823	**kr**945843	**kr**945863	grijs
	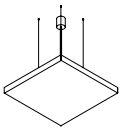	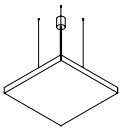	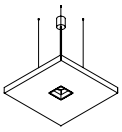	
LxWxH	700x700x60	700x700x60	700x700x60	LxBxH
length stem	1500mm (adj.)	1500mm (adj.)	1500mm (adj.)	staaflengte
uplight	2G11	2G11	2G11	**uplight**
max. watt	4x55W	4x55W	4x55W	max. wattage
voltage	230V	230V	230V	voltage
symbol				symbool
gear	electr. incl.	electr. incl.	electr. incl.	VSA
uplight		G23		**uplight**
max. wattage		2x9W		max. watt
voltage		230V		voltage
symbol				symbool
gear		conv. incl.		VSA
downlight			G53	**downlight**
max. wattage			75W	max. watt
voltage			230V/12V	voltage
symbol				symbool
gear			electr. incl.	VSA
IP	20	20	20	IP
class	1	1	1	klasse
orientation	↓	↓	↓ ↑	orientatie

Remark

Square Onn-Air with two lightsources is equipped with two circuits.

Opmerking

Square Onn-Air met twee lichtbronnen is voorzien van twee stroomkringen.

Square Onn-Air

Project Wauters tanktransport NV
Location Ghent, Belgium

Architect Jo Crepain
Photographer Ludo Noël

Onn-Wall

Project Carbon Hotel
Location Genk, Belgium

Architect PCP Architects
Photographer Serge Brison

Onn-Wall

This simple and archetypical volume generates indirect ambient lighting. A special reflector makes it an ideal fixture for highlighting decorative ceilings.

Dit eenvoudig en architecturale volume voorziet in indirect licht. Een speciale reflector maakt van Onn-Wall een ideaal verlichtingstoestel om decoratieve plafonds uit te lichten.

White Onn-Wall indirect

name	onn-wall* indirect dimmable	onn-wall* indirect dimmable	onn-wall indirect	onn-wall indirect	naam
lamptype	TC-L	TC-L	QT-DE12	HIT-DE	lamptype
white	**kr**915041	**kr**915061	**kr**915071	**kr**915081	wit
grey	**kr**915043	**kr**915063	**kr**915073	**kr**915083	grijs
	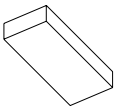	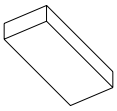	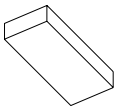	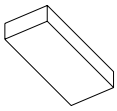	
LxWxH	700x245x60	700x245x60	700x245x60	700x245x60	LxBxH
fitting	2G11	2G11	R7s	RX7s	lampvoet
max. watt	55W	80W	200W	70W	max. watt
voltage	230V	230V	230V	230V/5kV	voltage
symbol					symbool
gear	electr. incl.	electr. incl.		electr. incl.	VSA
IP	20	20	20	20	IP
class	1	1	1	1	klasse
orientation	↓	↓	↓	↓	oriëntatie
frosted UV glass			incl.	incl.	mat UV glas

Remark

* DALI (+touch DIM).

Opmerking

* DALI (+touch DIM).

Onn-Wall

Project Isola
Location Antwerp, Belgium

Architect Hilde Cornelissen
Photographer Serge Brison

Onn-Corner

Onn-Corner can be installed on the edge of a column or in the corner of a room. Besides being used for indirect ambient lighting, some models of this product can feature a downlight, making it possible to accentuate corners.

Onn-Corner kan geïnstalleerd worden op de rand van een kolom of in de hoek van een ruimte. Naast het gebruik als indirecte verlichtingsbron, zijn sommige modellen van Onn-Corner voorzien van een downlight. Dit geeft de mogelijk om hoeken te accentueren.

Grey Onn-Corner positive indirect

White Onn-Corner negative indirect

White Onn-Corner positive indirect/direct

Grey Onn-Corner negative indirect/direct

Onn-Corner

name	onn-corner positive indirect	onn-corner positive indirect	onn-corner* positive indirect/direct	onn-corner* positive indirect/direct	naam
uplight	QT-DE12	HIT-DE	QT-DE12	HIT-DE	uplight
downlight			QR-CBC35	QR-CBC35	downlight
white	**kr**905471	**kr**905481	**kr**905571	**kr**905581	wit
grey	**kr**905473	**kr**905483	**kr**905573	**kr**905583	grijs
	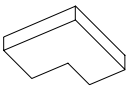	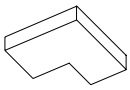	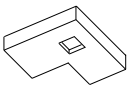	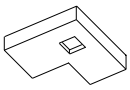	
LxWxH	420x420x60	420x420x60	420x420x60	420x420x60	LxBxH
uplight	R7s	RX7s	R7s	RX7s	**uplight**
max. watt	200W	70W	200W	70W	max. watt
voltage	230V	230V/5kV	230V	230V/5kV	voltage
symbol					symbool
gear		electr. incl.		electr. incl.	VSA
orientation					oriëntatie
frosted UV glass	incl.	incl.	incl.	incl.	mat UV glas
downlight			GU4	GU4	**downlight**
max. wattage			35W	35W	max. wattage
voltage			230V/12V	230V/12V	voltage
symbol					symbool
gear			electr. incl.	electr. incl.	VSA
IP	40	40	40	40	IP
class	1	1	1	1	klasse
orientation					oriëntatie

Remark

* Onn indirect/direct is equipped with two circuits.

Opmerking

* Onn indirect/direct is voorzien van twee stroomkringen.

name	onn-corner negative indirect	onn-corner negative indirect	onn-corner* negative indirect/direct	onn-corner* negative indirect/direct	naam
uplight	QT-DE12	HIT-DE	QT-DE12	HIT-DE	uplight
downlight			QR-CBC35	QR-CBC35	downlight
white	**kr**905671	**kr**905681	**kr**905771	**kr**905781	wit
grey	**kr**905673	**kr**905683	**kr**905773	**kr**905783	grijs
	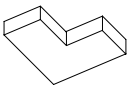	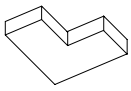	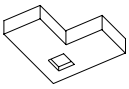	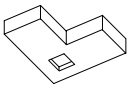	
LxWxH	420x420x60	420x420x60	420x420x60	420x420x60	LxBxH
uplight	R7s	RX7s	R7s	RX7s	**uplight**
max. watt	200W	70W	200W	70W	max. watt
voltage	230V	230V/5kV	230V	230V/5kV	voltage
symbol					symbool
gear		electr. incl.		electr. incl.	VSA
orientation					oriëntatie
frosted UV glass	incl.	incl.	incl.	incl.	mat UV glas
downlight			GU4	GU4	**downlight**
max. wattage			35W	35W	max. wattage
voltage			230V/12V	230V/12V	voltage
symbol					symbool
gear			electr. incl.	electr. incl.	VSA
IP	40	40	40	40	IP
class	1	1	1	1	klasse
orientation					oriëntatie

Remark

* Onn indirect/direct is equipped with two circuits.

Opmerking

* Onn indirect/direct is voorzien van twee stroomkringen.

Square Onn-Air

Project Hubo
Location Antwerp, Belgium

Architect Jo Crepain/Crepain Binst Architecture
Photographer Frederik Vercruysse

Prologe

Light captured in a black box

Prologe and Regule reflect thoroughly Kreon's principles in lighting: quality, design and architectural integration. The names "Prologe" and "Regule" have been adapted from "Prologus in Antiphonarium" and "Regule Rithmice", two manuscripts by the mediaeval music theorist Guido d'Arezzo. He created the basics of music notation system, a concept that embraced both useful theoretical principles and practical skills needed to perform music. Prologe and Regule are basic lighting concepts that, in a modular system, offer compositions of enormous flexibility for highly personalised light scenography.

Licht gevat in een zwart volume

Prologe en Regule reflecteren grondig de gekende Kreon basisprincipes: kwaliteit, design en architecturale integratie. De namen "Prologe" en "Regule" vinden hun oorsprong in "Prologus in Antiphonarium" en "Regule Rithmice", twee manuscripten van de middeleeuwse muziektheoreticus Guido d'Arezzo. Hij creerde het nu algemeen aanvaard systeem om muziek te beschrijven. Prologe en Regule; twee nieuwe concepten, welke in een modulair systeem zeer flexibile composities aanbieden voor een gepersonaliseerde lichtscenografie.

Prologe 80

Project private house
Location Sint-Niklaas, Belgium

Int. Architect Peter Ivens, Kurt Bruggeman
Photographer Serge Brison

Prologe 80

Prologe provides functional lighting through the discreet presence of simple architectural volumes. The basic concept of this product family is to “capture” light in a small surface mounted box. The standard fitting is made of steel finished in white and black powder coating.

Prologe genereert licht binnen discrete, eenvoudige architecturale volumes. Het basisconcept van deze productfamilie is licht te “vatten” in een kleine opbouwdoos. Het standard toestel is gemaakt van staal, afgewerkt met witte of zwarte poederlak.

White Prologe 80 Single QR-CBC51 with frosted glass

Black Prologe 80 Double QR-CBC51

Black Prologe 80 T16 with frosted glass

Prologe 80

name	prologe 80 single	prologe 80 single*	prologe 80 double	prologe 80 double*	naam
lamptype	QR-CBC51	QR-C51	QR-CBC51	QR-C51	lamptype
white	**kr**967111	**kr**968111	**kr**967211	**kr**968211	wit
black	**kr**967112	**kr**968112	**kr**967212	**kr**968212	zwart
	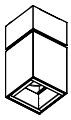	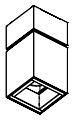	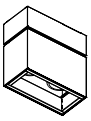	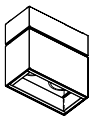	
LxWxH	75x75x155	75x75x155	150x75x155	150x75x155	LxBxH
fitting	GU5.3	GU5.3	GU5.3	GU5.3	lampvoet
max. watt	50W	20W	2x50W	2x35W	max. watt
voltage	12V	230V/12V	12V	230V/12V	voltage
symbol					symbool
gear	excl.	electr. incl.	excl.	electr. incl.	VSA
IP	20	20	20	20	IP
class	3	1	3	1	klasse
orientation	↑ →	↑	↑ →	↑	oriëntatie
optional					**optioneel**
frosted glass	**kr**760109		**kr**760209		mat glas

name	prologe 80 single	prologe 80 double	prologe 80 triple	prologe 80 triple	naam
lamptype	QPAR16	QPAR16	TC-DEL	QT-DE12	lamptype
white	**kr**968131	**kr**968231	**kr**968341		wit
black	**kr**968132	**kr**968232	**kr**968342	**kr**968372	zwart
	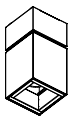	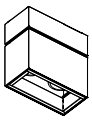	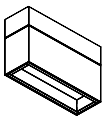	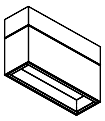	
LxWxH	75x75x155	150x75x155	225x75x155	225x75x155	LxBxH
fitting	GU10	GU10	G24q-3	R7s(74,9mm)	lampvoet
max. watt	50W	2x50W	26W	100W	max. watt
voltage	230V	230V	230V	230V	voltage
symbol					symbool
gear			electr. incl.		VSA
IP	20	20	20	20	IP
class	1	1	1	1	klasse
orientation	↑ →	↑ →	↑ →	↑	oriëntatie
optional					**optioneel**
frosted glass	**kr**760109	**kr**760209	incl.	incl.	mat glas

Remarks

Louvre in same colour as the fixture incl.

* Only for hotbeam lamps.

Opmerkingen

Toestel incl. louver in zelfde kleur.

* Enkel voor hotbeam lampen.

Prologe 80

Project Carbon Hotel
Location Genk, Belgium

Architect PCP Architects
Photographer Serge Brison

Prologe 80

name	prologe 80 fluo	prologe 80 fluo dimmable*	prologe 80 fluo dimmable*	naam
lamptype	T16	T16	T16	lamptype
**white	**kr**968641	**kr**968751	**kr**968761	wit**
**black	**kr**968642	**kr**968752	**kr**968762	zwart**
***white	**kr**968941	**kr**968951	**kr**968961	wit***
***black	**kr**968942	**kr**968952	**kr**968962	zwart***
	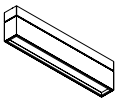	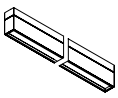	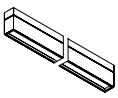	
LxWxH	600x75x155	900x75x155	1200x75x155	LxBxH
fitting	G5	G5	G5	lampvoet
max. watt	14W/24W	21W/39W	28W/54W	max. watt
voltage	230V	230V	230V	voltage
symbol				symbool
gear	electr. incl.	electr. incl.	electr. incl.	VSA
IP	20	20	20	IP
class	1	1	1	klasse
orientation	↑	↑	↑	oriëntatie

Remarks

Lamp: HE or HO

* DALI (+touch DIM).

** Louvre in the same colour as the fixture and frosted plexiglass incl.

*** Darklight louvre incl.

Opmerkingen

Lamp: HE of HO.

* DALI (+touch DIM).

** Louver in dezelfde kleur als toestel, frosted plexiglas incl.

*** Incl. darklight louver.

Prologe 80

Project Carbon Hotel
Location Genk, Belgium

Architect PCP Architects
Photographer Kreon

Prologe 80 in-Line

Project De Markten
Location Brussels, Belgium

Architect Jos Vandenbreeden
Photographer Serge Brison

Prologe 80 in-Line & in-Dolma

Light delivers mass, depth and form. Recessed in a ceiling, it sculpts architecture. The profiles supporting Prologe units are made of anodised aluminium and are directly applied to plastered surfaces. Profiles are pre-cabled and are made to measure according to lighting design specifications.

Licht geeft massa, vorm en diepte. Ingebouwd in het plafond sculpteert het uw architectuur. De profielen, dragers van Prologe modules zijn gemaakt van geanodiseerd aluminium en worden ingebouwd in gepleisterde oppervlaktes. De profielen zijn voorbekabeld en op maat gemaakt volgens uw specificaties.



White Prologe 80 in-Line single QR-CBC51

Black Prologe 80 in-Dolma T16 with darklight louvre

Prologe 80 in-Line & in-Dolma

name	prologe 80 in-line profile aluminium	prologe 80 in-dolma profile aluminium	naam
black anodised	**kr**765102	**kr**765002	zwart geanod.
natural anodised	**kr**765103	**kr**765003	naturel geanod.
	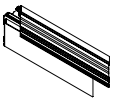	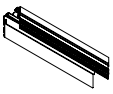	
visible LxW	Lx80	Lx80	LxB zichtbaar
LxWxH cut out profile	(L+10)x105x245	(L+10)x105x190	LxBxH inbouw
max. length	6000 mm	6000 mm	max. lengte
IP	40	40	IP
class	1	1	klasse
orientation	↑	↑	oriëntatie
optional			**optioneel**
corner cut 90°			**corner cut 90°**
black anodised	**kr**765402	**kr**765302	zwart geanod.
natural anodised	**kr**765403	**kr**765303	naturel geanod.
			
extra el. wiring	**kr**705401	**kr**705401	extra el. bedrading

Remarks

Prologe profile should be finished with polyester gypsum.
The profile is supplied pre-assembled (all gears incl.).
Combinations can be specified on order form.
Max. length single profile: 6000 mm.

Opmerkingen

Het Prologe profiel dient afgewerkt te worden met polyesterplamuur.
Het profiel wordt voorgemonteerd geleverd (alle VSA incl.).
Combinaties kunnen op het orderformulier aangegeven worden.
Max. lengte enkel profiel: 6000 mm.

Prologe 80 in-Dolma

Project Dorint Hotel
Location Munich, Germany

Architect Klein+Haller
Photographer Michael Voit

name	prologe 80 in-line/in-dolma single	prologe 80 in-line/in-dolma single	prologe 80 in-line/in-dolma single	naam
lamptype	QR-CBC51	QPAR16	HIPAR16	lamptype
white	**kr**965111	**kr**965131	**kr**965161	wit
black	**kr**965112	**kr**965132	**kr**965162	zwart
	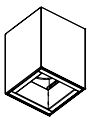	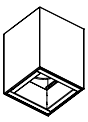	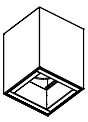	
LxWxH	75x75x100	75x75x100	75x75x100	LxBxH
fitting	GU5.3	GU10	GX10	lampvoet
max. watt	50W	50W	20W	max. watt
voltage	230V/12V	230V	230V/1,5kV	voltage
symbol				symbool
gear	electr. incl.		electr. incl.	VSA
IP	20	20	20	IP
class	1	1	1	klasse
orientation	↑	↑	↑	oriëntatie
optional				**optioneel**
frosted glass	**kr**760109	**kr**760109		mat glas

name	prologe 80 in-line/in-dolma double	prologe 80 in-line/in-dolma double	prologe 80 in-line/in-dolma triple	prologe 80 in-line/in-dolma triple	naam
lamptype	QR-CBC51	QPAR16	TC-DEL	QT-DE12	lamptype
white	**kr**965521	**kr**965231	**kr**965341		wit
black	**kr**965522	**kr**965232	**kr**965342	**kr**965372	zwart
	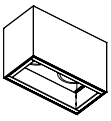	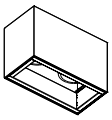	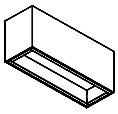	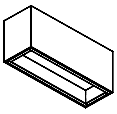	
LxWxH	150x75x100	150x75x100	225x75x100	225x75x100	LxBxH
fitting	GU5.3	GU10	G24q-3	R7s(74,9mm)	lampvoet
max. watt	2x50W	2x50W	26W	100W	max. watt
voltage	230V/12V	230V	230V	230V	voltage
symbol					symbool
gear	electr. incl.		electr. incl.		VSA
IP	20	20	20	20	IP
class	1	1	1	1	klasse
orientation	↑	↑	↑	↑	oriëntatie
optional					**optioneel**
frosted glass	**kr**760209	**kr**760209	incl.	incl.	mat glas

Remark

Louvre in the same colour as the fixture incl.

Opmerking

Toestel incl. louver in zelfde kleur.

Prologe 80 in-Dolma

Project Banque De Groof
Location Luxembourg, Grand Duchy of Luxembourg

Architect Théo Worré, Jo Schildz
Photographer Serge Brison

Prologe 80 in-Line & in-Dolma

name	prologe 80 in-line/in-dolma fluo	prologe 80 in-line/in-dolma fluo dimmable*	prologe 80 in-line/in-dolma fluo dimmable*	naam
lamptype	T16	T16	T16	lamptype
**white	**kr**965641	**kr**965751	**kr**965761	wit**
**black	**kr**965642	**kr**965752	**kr**965762	zwart**
***white	**kr**965941	**kr**965951	**kr**965961	wit***
***black	**kr**965942	**kr**965952	**kr**965962	zwart***

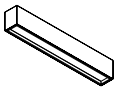
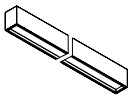
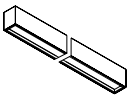

LxWxH	600x75x100	900x75x100	1200x75x100	LxBxH
fitting	G5	G5	G5	lampvoet
max. watt	14W/24W	21W/39W	28W/54W	max. watt
voltage	230V	230V	230V	voltage
symbol				symbool
gear	electr. incl.	electr. incl.	electr. incl.	VSA
IP	20	20	20	IP
class	1	1	1	klasse
orientation	↑	↑	↑	oriëntatie

Remarks

Lamp: HE or HO

* DALI (+touch DIM).

** Louvre in the same colour as the fixture and frosted plexiglass incl.

*** Darklight louvre incl.

Opmerkingen

Lamp: HE of HO.

* DALI (+touch DIM).

** Louver in dezelfde kleur als toestel, frosted plexiglas incl.

*** Incl. darklight louver.

Prologe 80 in-Dolma

Project private house
Location Leuven, Belgium

Int. Architect Archiblau & Partners
Photographer Griet Deconinck

Prologe 80 in-Dolma

Project The Hutt
Location Whale Beach - Sydney, Australia

Architect Alex Popov Architects
Photographer Kraig Carlstrom

Prologe 80 Ligna

Project De Puydt
Location Knokke, Belgium

Architect Glenn Sestig
Photographer Serge Brison

Prologe 80 Ligna in-Line & in-Dolma

Developed in partnership with Bartenbach Lichtlabor, Ligna consists of a continuous illuminated line. It is fitted in Prologe extruded profile and has excess light outputs of 50%. Crucial for architectural lighting, the luminance flow is barely interrupted due to an innovative optic OLDP (opalised linear deglaring prism). This optic is set back above the ceiling level to provide an unsurpassed lit effect. Installation and assembly into the profile can be done without any tools thanks to the intelligent construction and modulation of the fitting.

Ontwikkeld in samenwerking met Bartenbach Lichtlabor, is Ligna een continue lichtlijn voor gebruik in Prologe profielen met een lichtrendement van meer dan 50%. Een innovatieve OLDP (opalised linear deglaring prism) optiek zorgt ervoor dat de lichtlijn nauwelijk onderbroken wordt. Een intelligente constructie en modulatie maakt een installatie en montage in de Prologe profielen mogelijk zonder gereedschap.



Prologe Ligna in-Line black anodised

Prologe Ligna in-Dolma natural anodised

Prologe 80 Ligna in-Line & in-Dolma

name	**prologe 80 ligna in-line/in-dolma dimmable***	**prologe 80 ligna in-line/in-dolma dimmable***	**prologe 80 ligna in-line/in-dolma dimmable***	**prologe 80 ligna in-line/in-dolma dimmable***	naam
lamptype	T16	T16	T16	T16	lamptype
white	**kr**965940	**kr**965950	**kr**965960	**kr**965970	wit
	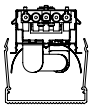	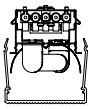	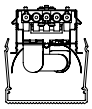	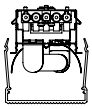	
LxW	575x102	875x102	1175x102	1475x102	LxB
fitting	G5	G5	G5	G5	lampvoet
max. watt	14W/24W	21W/29W	28W/54W	35W/49W/80W	max. watt
voltage	230V	230V	230V	230V	voltage
symbol					symbool
gear	electr. incl.	electr. incl.	electr. incl.	electr. incl.	VSA
IP	40	40	40	40	IP
class	1	1	1	1	klasse
orientation	↑	↑	↑	↑	oriëntatie
OLDP diffuser**	incl.	incl.	incl.	incl.	OLDP diffuser**

Remarks

Lamp: HE or HO.

* DALI (+ touch DIM).

** OLDP = opalised linear deglaring prism.

Opmerkingen

Lamp: HE of HO.

* DALI (+ touch DIM).

** OLDP = opalised linear deglaring prism.

kr 965940	D1*	575mm	1045mm	1515mm	1985mm
	D2**	600mm	1070mm	1540mm	2010mm
kr 965950	D1*	875mm	1645mm	2415mm	3185mm
	D2**	900mm	1670mm	2440mm	3210mm
kr 965960	D1*	1175mm	2245mm	3315mm	4385mm
	D2**	1200mm	2270mm	3340mm	4410mm
kr 965970	D1*	1475mm	2845mm	4215mm	5585mm
	D2**	1500mm	2870mm	4240mm	5610mm

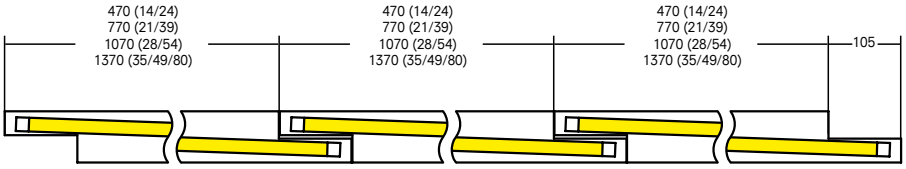

Remarks

Aluminium section is expected to expand up to 0.7 mm/m.

* D1 = length of the fitting(s).

** D2 = total length of the profile.

Opmerkingen

Aluminium profiel kan bij gebruik tot 0.7mm/m uitzetten.

* D1 = lengte van de toestel(len).

** D2 = totale lengte van het profiel.

Prologe 80 Ligna in-Line & in-Dolma

Project Euroluce 2009
Location Milan, Italy

Photographer Kreon

Prologe 80 on-Regule

Project private house
Location Leuven, Belgium

Architect Archiblau & Partners
Photographer Griet Deconinck

Prologe 80 on-Regule

Regule is a surface mounted extruded aluminium profile that reinvents the track system. It creates an ultimate dialogue between fixture and ceiling while the track profile itself becomes an integral part of architecture. Regule track is host to a variety of Prologe units with different light sources. This rail is equipped for 3 circuits and dimchannel. Once fixtures are clipped into Regule, they can be repositioned to meet flexibility requirements.

Regule is een opbouw aluminium profiel dat het stroomrailsysteem herontdekt. Het creëert de ultieme dialoog tussen toestel en plafond terwijl het profiel zelf deel wordt van de architectuur. Regule kan voorzien worden van verschillende Prologe units met vaste lichtbron. Deze speciaal ontwikkelde rail is voorzien van 3 circuits en 1 dimkanaal. Eenmaal in het profiel geklikt kunnen zij gemakkelijk verplaatst worden om te voldoen aan wisselende verlichtingsnoden.

White Prologe 80 on-Regule single QR-CBC51

Black Prologe 80 on-Regule T16 dimmable with darklight louvre

Prologe 80 on-Regule

name	prologe 80/145 on-regule profile aluminium	on-regule connection box* 1-circuit	on-regule connection box* 3-circuit	electrical straight coupler	naam
black anodised	**kr**704002				zwart geanod.
natural anodised	**kr**704003				naturel geanod.
white		**kr**704011	**kr**704031		wit
black		**kr**704012	**kr**704032	**kr**704053	zwart
	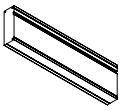		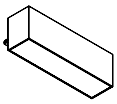	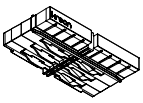	
LxWxH	Lx50x150	150x100x75	300x100x75	80x40x10	LxBxH
max. lenght	6000 mm				max. lengte
max. load		2530W	2530W	2530W	max. belasting
voltage/amp.	230V/11A	230V/11A	230V/11A	230V/11A	voltage/amp.
circuits	3	1	3	3	stroomkring
connection	3x230V dimsignal	1x230V dimsignal	3x230V dimsignal	3x230V dimsignal	aansluiting
IP	40	40	40	40	IP
class	1	1	1	1	klasse
orientation	↑				oriëntatie

Remarks

* The connection box assures power supply to the profile.

Fixtures are moveable on the profile.

Max. length single profile: 6000 mm.

Opmerkingen

* De connectionbox voorziet de voeding van het profiel.

Lightunits zijn verplaatsbaar op het profiel.

Max. lengte enkel profiel: 6000 mm.

Prologe 80 on-Regule

Project Bar Otto e Mezzo
Location Rimini, Italy

Int. Architect a-nathstudio
Photographer E&R

Prologe 80 on-Regule

name	prologe 80 on-regule single	prologe 80 on-regule single	prologe 80 on-regule double	prologe 80 on-regule double	naam
lamptype	QR-CBC51	QPAR16	QR-CBC51	QPAR16	lamptype
white	**kr**964111	**kr**964131	**kr**964211	**kr**964231	wit
black	**kr**964112	**kr**964132	**kr**964212	**kr**964232	zwart
	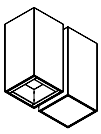	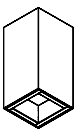	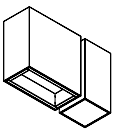	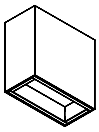	
LxWxH	160x75x150	75x75x150	235x75x150	235x75x150	LxBxH
fitting	GU5.3	GU10	GU5.3	GU10	lampvoet
max. watt	50W	50W	2x50W	2x50W	max. watt
voltage	230V/12V	230V	230V/12V	230V	voltage
symbol					symbool
gear	electr. incl.		electr. incl.		VSA
IP	20	20	20	20	IP
class	1	1	1	1	klasse
orientation	↑	↑	↑	↑	oriëntatie
optional					**optioneel**
frosted glass	**kr**760109	**kr**760109	**kr**760109	**kr**760109	mat glas

name	prologe 80 on-regule triple	prologe 80 on-regule triple	naam
lamptype	TC-DEL	QT-DE12	lamptype
white	**kr**964341		wit
black	**kr**964342	**kr**964372	zwart
	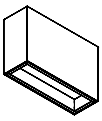	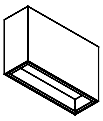	
LxWxH	225x75x150	225x75x150	LxBxH
fitting	G24q-3	R7s(74,9mm)	lampvoet
max. watt	26W	100W	max. watt
voltage	230V	230V	voltage
symbol			symbool
gear	electr. incl.		VSA
IP	20	20	IP
class	1	1	klasse
orientation	↑	↑	oriëntatie
optional			**optioneel**
frosted glass	incl.	incl.	mat glas

Remark

Louvre in the same colour as the fixture incl.

Opmerking

Toestel incl. louver in zelfde kleur.

name	prologe 80 on-regule fluo	prologe 80 on-regule fluo dimmable*	prologe 80 on-regule fluo dimmable*	naam
lamptype	T16	T16	T16	lamptype
**white	**kr**964641	**kr**964751	**kr**964761	wit**
**black	**kr**964642	**kr**964752	**kr**964762	zwart**
***white	**kr**964941	**kr**964951	**kr**964961	wit***
***black	**kr**964942	**kr**964952	**kr**964962	zwart***
	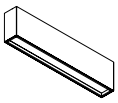	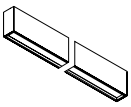	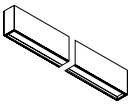	
LxWxH	600x75x150	900x75x150	1200x75x150	LxBxH
fitting	G5	G5	G5	lampvoet
max. watt	14W/24W	21W/39W	28W/54W	max. watt
voltage	230V	230V	230V	voltage
symbol				symbool
gear	electr. incl.	electr. incl.	electr. incl.	VSA
IP	20	20	20	IP
class	1	1	1	klasse
orientation	↑	↑	↑	oriëntatie

Remarks

Lamp: HE or HO

* DALI (+touch DIM).

** Louvre in the same colour as the fixture and frosted plexiglass incl.

*** Darklight louvre incl.

Opmerkingen

Lamp: HE of HO.

* DALI (+touch DIM).

** Louver in dezelfde kleur als toestel, frosted plexiglas incl.

*** Incl. darklight louver.

Prologe 80 on-Regule

Project Q1 Apartement
Location Gold Coast, Australia

Int. Architect Hans Freymadl
Photographer Sharrin Rees

Prologe 145

Project Kreon France Showroom
Location Paris, France

Photographer Serge Brison

Prologe 145

Prologe range generates functional light through the discreet presence of simple architectural volumes. Through a surface mounted box, Prologe 145 adds fixed and directional light sources to this family. Lightbeams can be controlled with changeable reflectors and aimed into the room to perform various lighting tasks. The standard fitting is made of steel finished in black or white powder coating.

De Prologe serie genereert functioneel licht dankzij zijn simpele architecturale volumes. Als opbouwbaar volume voegt Prologe 145 vaste en richtbare lichtbronnen toe aan deze familie. De lichtbundels kunnen gecontroleerd worden door verwisselbare reflectoren en kunnen gericht worden in de ruimte zodat verschillende lichtoplossingen mogelijk worden. Het standaard toestel is gemaakt uit staal en gepoederlakt in zwart en wit.

White Prologe 145 double HIT-TC directional

Black Prologe 145 single HIT-TC directional

name	prologe 145 single directional	prologe 145 single directional	prologe 145 single directional	prologe 145 single directional	naam
lamptype	QT12-ax	QR-LP111	HIT-TC-CE	HIT-TC-CE	lamptype
white	**kr**988111	**kr**988121	**kr**988161	**kr**988171	wit
black	**kr**988112	**kr**988122	**kr**988162	**kr**988172	zwart
	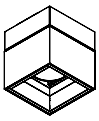	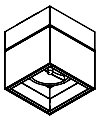	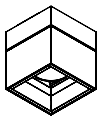	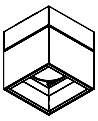	
LxWxH	140x140x155	140x140x155	140x140x155	140x140x155	LxBxH
fitting	GY6.35	G53	PGJ5	PGJ5	lampvoet
max. watt	50W	50W	20W	35W	max. watt
voltage	230V/12V	230V/12V	230V/1,5kV	230V/1,5kV	voltage
symbol					symbool
gear	electr. incl.	electr. incl.	electr. incl.	electr. incl.	VSA
rotation/ inclination	360°/2x25°	360°/2x25°	360°/2x25°	360°/2x25°	rotatie/ inclinatie
IP	20	20	20	20	IP
class	1	1	1	1	klasse
orientation	↑	↑	↑	↑	oriëntatie
required					**noodzakelijk**
reflector 8°	**kr**706002		**kr**706002	**kr**706002	reflector 8°
reflector 24°	**kr**706004		**kr**706004	**kr**706004	reflector 24°
reflector 45°	**kr**706006		**kr**706006	**kr**706006	reflector 45°

name	prologe 145 single directional	prologe 145 single directional	prologe 145 fluo dimmable*	naam
lamptype	HIT-TC	HIR-CE111	TC-TEL	lamptype
white	**kr**987181	**kr**987181	**kr**988251	wit
black	**kr**987182	**kr**987182	**kr**988252	zwart
	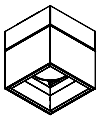	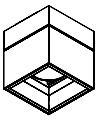	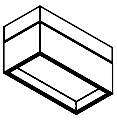	
LxWxH	140x140x155	140x140x155	280x140x155	LxBxH
fitting	G8.5	GX8.5	GX24-q3/4	lampvoet
max. watt	20W/35W/70W	20W/35W/70W	26W/32W/42W	max. watt
voltage	230V/5kV	230V/5kV	230V	voltage
symbol				symbool
gear	excl.	excl.	electr. incl.	VSA
rotation/ inclination	360°/2x25°	360°/2x25°		rotatie/ inclinatie
IP	20	20	20	IP
class	1	1	1	klasse
orientation	↑	↑	↑	oriëntatie
required				**noodzakelijk**
for HIT-TC				**voor HIT-TC**
reflector 15°	**kr**700583			reflector 15°
reflector 30°	**kr**700585			reflector 30°
reflector 55°	**kr**700587			reflector 55°
UV glass	incl.			UV glas
for HIR-CE111				**voor HIR-CE111**
fitting		**kr**700580		lampvoet

Remarks/Opmerkingen

Louvre in the same colour as the fixture incl./ Toestel incl. louver in zelfde kleur.

* DALI (+touch DIM), incl. MPO (Micro Pyramidal Optic).

Prologe 145

Project Spazio Strato
Location Milan, Italy

Architect Marco Gorini
Photographer Kreon

Prologe 145

name	prologe 145 double directional	prologe 145 double directional	prologe 145 double directional	prologe 145 double directional	naam
lamptype	QT12-ax	QR-LP111	HIT-TC	HIR-CE111	lamptype
white	**kr**988211	**kr**988221	**kr**987281	**kr**987281	wit
black	**kr**988212	**kr**988222	**kr**987282	**kr**987282	zwart
	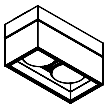	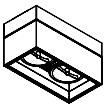	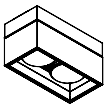	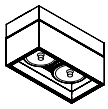	
LxWxH	280x140x155	280x140x155	280x140x155	280x140x155	LxBxH
fitting	GY6.35	G53	G8.5	GX8.5	lampvoet
max. watt	2x50W	2x50W	2x20W/35W/70W	2x20W/35W/70W	max. watt
voltage	230V/12V	230V/12V	230V/5kV	230V/5kV	voltage
symbol					symbool
gear	electr. incl.	electr. incl.	excl.	excl.	VSA
rotation/ inclination	360°/2x25°	360°/2x25°	360°/2x25°	360°/2x25°	rotatie/ inclinatie
IP	20	20	20	20	IP
class	1	1	1	1	klasse
orientation	↑	↑	↑	↑	oriëntatie

required					**noodzakelijk**
for QT12-ax					**voor QT12-ax**
reflector 8°	2x**kr**706002				reflector 8°
reflector 24°	2x**kr**706004				reflector 24°
reflector 45°	2x**kr**706006				reflector 45°
for HIT-TC					**voor HIT-TC**
reflector 15°			2x**kr**700583		reflector 15°
reflector 30°			2x**kr**700585		reflector 30°
reflector 55°			2x**kr**700587		reflector 55°
UV glass			incl.		UV glas
for HIR-CE111					**voor HIR-CE111**
fitting				2x**kr**700580	lampvoet

Remark

Louvre in the same colour as the fixture incl.

Opmerking

Toestel incl. louver in zelfde kleur.

Prologe 145

Project Landau + Kindelbacher Office
Location Munich, Germany

Architect Landau + Kindelbacher
Photographer Michael Voit

Prologe 145 in-Line

Project Spazio Strato
Location Milan, Italy

Int. Architect Marco Gorini
Photographer Kreon

Prologe 145 in-Line & in-Dolma

Light delivers mass, depth and form. Recessed in a ceiling, it sculpts architecture. The profiles supporting Prologe units are made of anodised aluminium and are directly applied to plastered surfaces. Profiles are pre-cabled and are made to measure according to lighting design specifications. Prologe 145 profiles are available with fix and directional light sources. Lightbeams can be controlled with changeable reflectors and aimed into the room to perform various lighting tasks.

Licht geeft massa, vorm en diepte. Ingebouwd in het plafond sculpteert het uw architectuur. De profielen, dragers van Prologe modules zijn gemaakt van geanodiseerd aluminium en worden ingebouwd in gepleisterde oppervlaktes. De profielen zijn voorbekabeld en op maat gemaakt volgens uw specificaties. Prologe 145 in-Line profielen zijn beschikbaar met vaste of directionele lichtbronnen. De lichtbundel kan gecontroleerd worden dankzij wisselbare reflectoren en gericht worden in de ruimte zodat verschillende lichtoplossingen mogelijk zijn.

White Prologe 145 in-Dolma single HIT-TC

Black Prologe 145 in-Line double QT12-ax

Prologe 145 in-Line & in-Dolma

name	prologe 145 in-line profile aluminium	prologe 145 in-dolma profile aluminium	naam
black anodised	**kr**785102	**kr**785002	zwart geanod.
natural anodised	**kr**785103	**kr**785003	naturel geanod.
	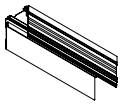	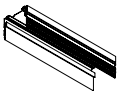	
visible LxW	Lx145	Lx145	LxB zichtbaar
LxWxH cut out profile	(L+10)x170x245	(L+10)x170x190	LxBxH inbouw
max. length	6000 mm	6000 mm	max. lengte
IP	40	40	IP
class	1	1	klasse
orientation	↑	↑	oriëntatie
optional			**optioneel**
corner cut 90°			**corner cut 90°**
black anodised	**kr**785402	**kr**785302	zwart geanod.
natural anodised	**kr**785403	**kr**785303	naturel geanod.
			
extra el. wiring	**kr**705401	**kr**705401	extra el. bedrading

Remarks

Prologe profile should be finished with polyester gypsum.
The profile is supplied pre-assembled (all gears incl.).
Combinations can be specified on order form.
Max. length single profile: 6000 mm.

Opmerkingen

Het Prologe profiel dient afgewerkt te worden met polyesterplamuur.
Het profiel wordt voorgemonteerd geleverd (alle VSA incl.).
Combinaties kunnen op het orderformulier aangegeven worden.
Max. lengte enkel profiel: 6000 mm.

Prologe 145 in-Dolma

Project Landau + Kindelbacher Office
Location Munich, Germany

Architect Landau + Kindelbacher
Photographer Michael Voit

Prologe 145 in-Line & in-Dolma

name	prologe 145 in-line/in-dolma single directional	prologe 145 in-line/in-dolma single directional	naam
lamptype	QT12-ax	QR-LP111	lamptype
white	**kr**985111	**kr**985121	wit
black	**kr**985112	**kr**985122	zwart
	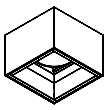	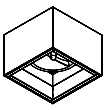	
LxWxH	140x140x100	140x140x100	LxBxH
fitting	GY6.35	G53	lampvoet
max. watt	75W	75W	max. watt
voltage	230V/12V	230V/12V	voltage
symbol			symbool
gear	electr. incl.	electr. incl.	VSA
rotation/ inclination	360°/2x25°	360°/2x25°	rotatie/ inclinatie
IP	20	20	IP
class	1	1	klasse
orientation	↑	↑	oriëntatie
required			**noodzakelijk**
for QT12-ax			**voor QT12-ax**
reflector 8°	**kr**706002		reflector 8°
reflector 24°	**kr**706004		reflector 24°
reflector 45°	**kr**706006		reflector 45°

name	prologe 145 in-line/in-dolma single directional	prologe 145 in-line/in-dolma single directional	prologe 145 in-line/in-dolma single directional	prologe 145 in-line/in-dolma single directional	naam
lamptype	HIT-TC	HIR-CE111	HIT-TC	HIR-CE111	lamptype
white	**kr**985181	**kr**985181	**kr**985191	**kr**985191	wit
black	**kr**985182	**kr**985182	**kr**985192	**kr**985192	zwart
	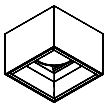	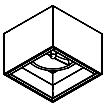	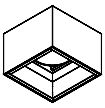	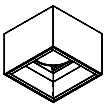	
LxWxH	140x140x100	140x140x100	140x140x100	140x140x100	LxBxH
fitting	G8.5	GX8.5	G8.5	GX8.5	lampvoet
max. watt	35W	35W	70W	70W	max. watt
voltage	230V/5kV	230V/5kV	230V/5kV	230V/5kV	voltage
symbol					symbool
gear	electr. incl.	electr. incl.	electr. incl.	electr. incl.	VSA
rotation/ inclination	360°/2x25°	360°/2x25°	360°/2x25°	360°/2x25°	rotatie/ inclinatie
IP	20	20	20	20	IP
class	1	1	1	1	klasse
orientation	↑	↑	↑	↑	oriëntatie
required					**noodzakelijk**
for HIT-TC					**voor HIT-TC**
reflector 15°	**kr**700583		**kr**700583		reflector 15°
reflector 30°	**kr**700585		**kr**700585		reflector 30°
reflector 55°	**kr**700587		**kr**700587		reflector 55°
UV glass	incl.		incl.		UV glas
for HIR-CE111					**voor HIR-CE111**
fitting		**kr**700580		**kr**700580	lampvoet

Remark/Opmerking Louvre in the same colour as the fixture incl./ Toestel incl. louver in zelfde kleur.

Prologe 145 in-Dolma

Project Hotel Jolly President
Location Milan, Italy

Int. Architect Letizia Chiarugi
Photographer Kreon

Prologe 145 in-Line & in-Dolma

name	prologe 145 in-line/in-dolma double directional	prologe 145 in-line/in-dolma double directional	prologe 145 in-line/in-dolma double directional	prologe 145 in-line/in-dolma double directional	naam
lamptype	QT12-ax	QR-LP111	HIT-TC	HIR-CE111	lamptype
white	**kr**985211	**kr**985221	**kr**985281	**kr**985281	wit
black	**kr**985212	**kr**985222	**kr**985282	**kr**985282	zwart
	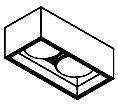	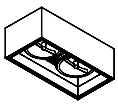	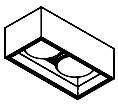	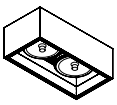	
LxWxH	280x140x100	280x140x100	280x140x100	280x140x100	LxBxH
fitting	GY6.35	G53	G8.5	GX8.5	lampvoet
max. watt	2x75W	2x75W	2x35W	2x35W	max. watt
voltage	230V/12V	230V/12V	230V/5kV	230V/5kV	voltage
symbol					symbool
gear	electr. incl.	electr. incl.	electr. incl.	electr. incl.	VSA
rotation/ inclination	360°/2x25°	360°/2x25°	360°/2x25°	360°/2x25°	rotatie/ inclinatie
IP	20	20	20	20	IP
class	1	1	1	1	klasse
orientation	↑	↑	↑	↑	oriëntatie

required					**noodzakelijk**
for QT12-ax					**voor QT12-ax**
reflector 8°	2x**kr**706002				reflector 8°
reflector 24°	2x**kr**706004				reflector 24°
reflector 45°	2x**kr**706006				reflector 45°
for HIT-TC					**voor HIT-TC**
reflector 15°			2x**kr**700583		reflector 15°
reflector 30°			2x**kr**700585		reflector 30°
reflector 55°			2x**kr**700587		reflector 55°
UV glass			incl.		UV glas
for HIR-CE111					**voor HIR-CE111**
fitting				2x**kr**700580	lampvoet

name	prologe 145 in-line/in-dolma fluo dimmable*	prologe 145 in-line/in-dolma fluo dimmable*	prologe 145 in-line/in-dolma fluo dimmable*		naam
lamptype	TC-TEL	T16**	T16**		lamptype
white	**kr**985251	**kr**985761	**kr**985771		wit
black	**kr**985252	**kr**985762	**kr**985772		zwart
	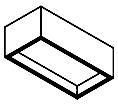	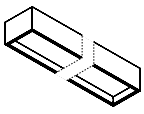	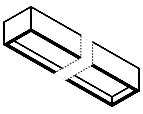		
LxWxH	280x140x100	900x140x100	1200x140x100		LxBxH
fitting	GX24-q3/4	G5	G5		lampvoet
max. watt	26W/32W/42W	21W/39W	28W/54W		max. watt
voltage	230V	230V	230V		voltage
symbol					symbool
gear	electr. incl.	electr. incl.	electr. incl.		VSA
IP	20	20	20		IP
class	1	1	1		klasse
orientation	↑	↑	↑		oriëntatie

Remarks / Opmerkingen

Louvre in the same colour as the fixture incl./ Toestel incl. louver in zelfde kleur.

* DALI (+touch DIM) / Incl. OLDP (opalised linear deglaring prism).

** Lamp: HE or/of HO (High Efficiency / High Output).

Prologe 145 in-Line

Project VKW Limburg
Location Hasselt, Belgium

Architect Jan Elewaut
Photographer Serge Brison

Prologe 145 on-Regule **Project** Minotti Showroom - dedece **Architect** Tina Engelen
Location Sydney, Australia

Prologe 145 on-Regule

Regule is a surface mounted extruded aluminium profile that reinvents the track system. It creates an ultimate dialogue between fixture and ceiling while the track profile itself becomes an integral part of architecture. Regule track is host to a variety of Prologe units with fix or directional elements and different light sources. This rail is equipped for 3 circuits and dimchannel. Once fixtures are clipped into Regule, they can be repositioned to meet flexibility requirements.

Regule is een opbouw aluminium profiel dat het stroomrailsysteem herontdekt. Het creëert de ultieme dialoog tussen toestel en plafond terwijl het profiel zelf deel wordt van de architectuur. Regule kan voorzien worden van verschillende Prologe units met vaste of directionele lichtbron. Deze speciaal ontwikkelde rail is voorzien van 3 circuits en 1 dimkanaal. Eenmaal in het profiel geklikt kunnen zij gemakkelijk verplaatst worden om te voldoen aan wisselende noden. Het toestel wordt afgewerkt in een zwarte of witte kleur.

White Prologe 145 on-Regule single directional QR-LP111

Black Prologe 145 on-Regule Double directional QT12-ax

Prologe 145 on-Regule

name	prologe 145/145 on-regule profile aluminium	on-regule connection box* 1-circuit	on-regule connection box* 3-circuit	electrical straight coupler	naam
black anodised	**kr**704002				zwart geanod.
natural anodised	**kr**704003				naturel geanod.
white		**kr**704011	**kr**704031		wit
black		**kr**704012	**kr**704032	**kr**704053	zwart
	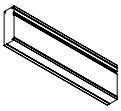		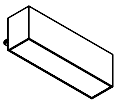	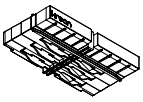	
LxWxH	Lx50x150	150x100x75	300x100x75	80x40x10	LxBxH
max. lenght	6000 mm				max. lengte
max. load		2530W	2530W	2530W	max. belasting
voltage/amp	230V/11A	230V/11A	230V/11A	230V/11A	voltage/amp
circuits	3	1	3	3	stroomkring
connection	3x230V dimsignal	1x230V dimsignal	3x230V dimsignal	3x230V dimsignal	aansluiting
IP	40	40	40	40	IP
class	1	1	1	1	klasse
orientation	↑				oriëntatie

Remarks

* The connection box assures power supply to the profile.

Fixtures are moveable on the profile.

Max. length single profile: 6000 mm.

Opmerkingen

* De connectionbox verzekert de voeding van het profiel.

Lightunits zijn verplaatsbaar op het profiel.

Max. lengte enkel profiel: 6000 mm.

Prologe 145 on-Regule **Project** Spazio Strato
Location Milan, Italy

Int. Architect Marco Gorini
Photographer Kreon

Prologe 145 on-Regule

name	prologe 145 on-regule single directional	prologe 145 on-regule single directional	prologe 145 on-regule double directional	prologe 145 on-regule double directional	naam
lamptype	QT12-ax	QR-LP111	QT12-ax	QR-LP111	lamptype
white	**kr**984111	**kr**984121	**kr**984211	**kr**984221	wit
black	**kr**984112	**kr**984122	**kr**984212	**kr**984222	zwart
	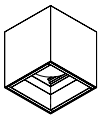	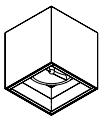	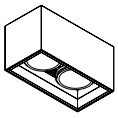	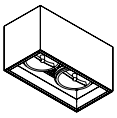	
LxWxH	140x140x150	140x140x150	280x140x150	280x140x150	LxBxH
fitting	GY6.35	G53	GY6.35	G53	lampvoet
max. watt	65W	65W	2x50W	2x50W	max. watt
voltage	230V/12V	230V/12V	230V/12V	230V/12V	voltage
symbol					symbool
gear	electr. incl.	electr. incl.	electr. incl.	electr. incl.	VSA
rotation/ inclination	360°/2x25°	360°/2x25°	360°/2x25°	360°/2x25°	rotatie/ inclinatie
IP	20	20	20	20	IP
class	1	1	1	1	klasse
orientation	↑	↑	↑	↑	oriëntatie

required			**optioneel**
for QT12-ax			**voor QT12-ax**
reflector 8°	**kr**706002	2x**kr**706002	reflector 8°
reflector 24°	**kr**706004	2x**kr**706004	reflector 24°
reflector 45°	**kr**706006	2x**kr**706006	reflector 45°

name	prologe 145 on-regule fluo dimmable*	naam
lamptype	TC-TEL	lamptype
white	**kr**984251	wit
black	**kr**984252	zwart
	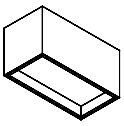	
LxWxH	280x140x150	LxBxH
fitting	GX24-q3/4	lampvoet
max. watt	26W/32W/42W	max. watt
voltage	230V	voltage
symbol		symbool
gear	electr. incl.	VSA
IP	20	IP
class	1	klasse
orientation	↑	oriëntatie

Remarks

Louvre in the same colour as the fixture incl.

* DALI (+touch DIM), incl. OLDP (opalised linear deglaring prism).

Opmerkingen

Toestel incl. louver in zelfde kleur.

* DALI (+touch DIM), incl. OLDP (opalised linear deglaring prism).

Prologe 145 on-Regule **Project** Showroom Wals' Wonen
Location Nijmegen, The Netherlands
Int. Architect Ben Van Duin
Photographer Serge Brison

Prologe 145 on-Regule

name	prologe 145 on-regule single directional	prologe 145 on-regule single directional	prologe 145 on-regule single directional	prologe 145 on-regule single directional	naam
lamptype	HIT-TC	HIR-CE111	HIT-TC	HIR-CE111	lamptype
white	**kr**984181	**kr**984181	**kr**984191	**kr**984191	wit
black	**kr**984182	**kr**984182	**kr**984192	**kr**984192	zwart
	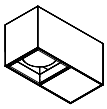	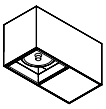	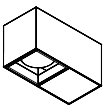	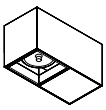	
LxWxH	280x140x150	280x140x150	280x140x150	280x140x150	LxBxH
fitting	G8.5	GX8.5	G8.5	GX8.5	lampvoet
max. watt	35W	35W	70W	70W	max. watt
voltage	230V/5kV	230V/5kV	230V/5kV	230V/5kV	voltage
symbol					symbool
gear	electr. incl.	electr. incl.	electr. incl.	electr. incl.	VSA
rotation/ inclination	360°/2x25°	360°/2x25°	360°/2x25°	360°/2x25°	rotatie/ inclinatie
IP	20	20	20	20	IP
class	1	1	1	1	klasse
orientation	↑	↑	↑	↑	oriëntatie

required					**optioneel**
for HIT-TC					**voor HIT-TC**
reflector 15°	**kr**700583		**kr**700583		reflector 15°
reflector 30°	**kr**700585		**kr**700585		reflector 30°
reflector 55°	**kr**700587		**kr**700587		reflector 55°
UV glass	incl.		incl.		UV glas
for HIR-CE111					**voor HIR-CE111**
fitting		**kr**700580		**kr**700580	lampvoet

Remark

Louvre in the same colour as the fixture incl.

Opmerking

Toestel incl. louver in zelfde kleur.

Prologe 145 on-Regule **Project** Tensen
Location Antwerp, Belgium

Int. Architect Berteloot & Demeester
Photographer Kreon

Prologe 145 in-Dolma

Project Landau + Kindelbacher Office
Location Munich, Germany

Architect Landau + Kindelbacher
Photographer Michael Voit

Regard

Synergy among light, deluxe and geometry

Regard redefines the relationship between light, architecture and form. The merging of two different light solutions in geometric forms drives the design of this semi-recessed downlight. Unlike a traditional downlight with multiple lightsources, Regard is based on architectural principles and locates each light-function into its own form. The attention devoted to the proportions and links between the forms results in a minimalist and abstract sculpture that adorns architecture. Enhanced by opulent colours, Regard dialogues with surrounding architecture within a distinctive and luxuriant personality.

Design by Arch. Glenn Sestig

Synergie tussen licht, luxe en geometrie

Regard herdefinieert de relatie tussen licht, architectuur en vorm. De samensmelting van twee verschillende lichtoplossingen in geometrische volumes bepaalt de vormgeving van dit toestel dat gedeeltelijk ingebouwd wordt. Anders dan een traditionele downlight met meerdere lichtbronnen is Regard gebaseerd op architecturale principes en plaatst elke lichtfunctie in een individueel volume. De aandacht die is besteed aan de proporties en de verbinding tussen deze volumes resulteert in een minimalistisch en abstract volume dat de architectuur versterkt. Het gamma aan harmonieuze kleuren versterkt de dialoog van Regard met omliggende architectuur wat resulteert in een dynamische en luxueuze sfeer.

Design door Arch. Glenn Sestig

Regard

Project Carbon Hotel
Location Genk, Belgium

Architect PCP Architects
Photographer Serge Brison

Regard

Regard embraces light function within a frame of monotone finish and cubic design. This same frame enables innumerable compositions and provides designers with a graphic tool. For example, two versions of Regard can coexist in the same ceiling: gear excluded or gear included. In the latter version, the aperture is decentered and the technical components are stored in the closed portion. Regard is a directional downlight or a dimmable TC-L light source for general lighting applications. The directional downlight is designed for bare lamps QT12-ax and HIT-TC or the reflector lamp QR-LP111. This fitting also features highly efficient reflectors that can be easily installed and therefore allow a rapid modification from narrow to medium-wide light beams.

Regard omvat verlichting in een primair volume met een discrete afwerking en een kubistische vormgeving. Dit volume geeft de mogelijkheid tot talloze configuraties waardoor een grafisch element aan het plafond toegevoegd kan worden. Zo kunnen bijvoorbeeld twee versies van Regard, zonder en met voorschakelapparatuur, samen op één plafond toegepast worden. Regard inclusief voorschakelapparatuur, is de opening asymmetrisch ten opzichte van het volume. Regard is voorzien van een richtbare downlight of een dimbare TC-L lichtbron voor algemene verlichting. De directionele downlight is ontworpen om gebruikt te worden met QT12-ax, HIT-TC of reflectorlamp QR-LP111. Dit toestel maakt ook gebruik van hoogrendementsreflectoren die eenvoudig geïnstalleerd kunnen worden. Hierdoor is het mogelijk om lichtbundels snel en eenvoudig aan te passen.

Black Regard QR-LP111 directional,
with black louvre, gear excluded



Silk grey Regard QT12-ax directional,
8° reflector with silk grey louvre, gear included

Regard

name	regard	regard	regard	naam
lamptype	QT12-ax directional	QR-LP111 directional	HIT-TC* directional	lamptype
chrome	**kr**903210	**kr**903220	**kr**903280	chroom
black	**kr**903212	**kr**903222	**kr**903282	zwart
silk grey	**kr**903213	**kr**903223	**kr**903283	zijdegrijs
	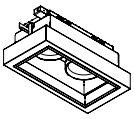	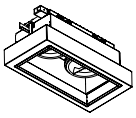	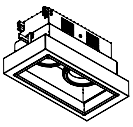	
visible LxWxH	325x165x50	325x165x50	325x165x50	LxBxH zichtbaar
cut out LxW	285x145	285x145	285x145	LxB opening
min. depth	90	90	130	min. diepte
fitting	GY6.35	G53	G8.5	lampvoet
max. watt	2x75W	2x75W	2x20W/35W/70W	max. watt
voltage	230V/12V	230V/12V	230V/5kV	voltage
symbol				symbool
gear	excl.	excl.	excl.	VSA
rotation/ inclination	360°/2 x 25°	360°/2 x 25°	360°/2 x 25°	rotatie/ inclinatie
IP	20	20	20	IP
class	3	3	1	klasse
orientation	↑	↑	↑	oriëntatie
UV glass			incl. in reflector	UV glas
required				**noodzakelijk**
for QT12-ax				**voor QT12-ax**
reflector 8°	2x**kr**706002			reflector 8°
reflector 24°	2x**kr**706004			reflector 24°
reflector 45°	2x**kr**706006			reflector 45°
for HIT-TC				**voor HIT-TC**
reflector 15°			2x**kr**700583	reflector 15°
reflector 30°			2x**kr**700585	reflector 30°
reflector 55°			2x**kr**700587	reflector 55°
optional				**optioneel**
plasterkit	**kr**703204	**kr**703204	**kr**703204	pleisterplaat
installation box	**kr**703205	**kr**703205	**kr**703285	inbouwdoos

Remarks

Louvre in the same colour as the fixture incl.

* Alternative lamptype: HIR-CE111 - required accessory: 2x**kr**700580.

Opmerkingen

Toestel incl. louver in zelfde kleur.

* Alternatief lamptype: HIR-CE111 - noodzakelijk accessoire: 2x**kr**700580.

Regard

Project ONGHENA Opticiens
Location Nieuwkerken-Waas, Belgium

Int. Architect Peter Ivens, Kurt Bruggeman
Photographer Kreon

Regard

name	regard	regard	regard	regard	naam
lamptype	QT12-ax directional	QR-LP111 directional	HIT-TC* directional	TC-L** dimmable	lamptype
chrome	**kr**913210	**kr**913220	**kr**913280	**kr**913240	chroom
black	**kr**913212	**kr**913222	**kr**913282	**kr**913242	zwart
silk grey	**kr**913213	**kr**913223	**kr**913283	**kr**913243	zijdegrijs

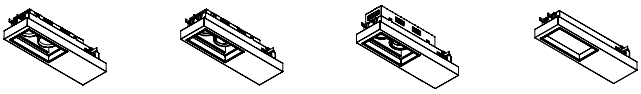

visible LxWxH	560x165x50	560x165x50	560x165x50	560x165x50	LxBxH zichtbaar
cut out LxW	510x145	510x145	510x145	510 x145	LxB opening
min. depth	90	90	130	70	min. diepte
fitting	GY6.35	G53	G8.5	2G11	lampvoet
max. watt	2x75W	2x75W	2x35W	2x18W	max. watt
voltage	230V/12V	230V/12V	230V/5kV	230V	voltage
symbol					symbool
gear	electr. incl.	electr. incl.	electr. incl.	electr. incl.	VSA
rotation/ inclination	360°/2 x 25°	360°/2 x 25°	360°/2 x 25°		rotatie/ inclinatie
IP	20	20	20	20	IP
class	1	1	1	1	klasse
orientation	↑	↑	↑	↑	oriëntatie
UV glass			incl. in reflector		UV glas
frosted glass				incl.	mat glas

required					**noodzakelijk**
for QT12-ax					**voor QT12-ax**
reflector 8°	2x**kr**706002				reflector 8°
reflector 24°	2x**kr**706004				reflector 24°
reflector 45°	2x**kr**706006				reflector 45°
for HIT-TC					**voor HIT-TC**
reflector 15°			2x**kr**700583		reflector 15°
reflector 30°			2x**kr**700585		reflector 30°
reflector 55°			2x**kr**700587		reflector 55°

optional					**optioneel**
plasterkit	**kr**713004	**kr**713004	**kr**713004	**kr**713004	pleisterplaat
installation box	**kr**713005	**kr**713005	**kr**713085	**kr**713045	inbouwdoos

Remarks

Louvre in the same colour as the fixture incl.

* Alternative lamptype: HIR-CE111 - necessary accessory: 2x**kr**700580.

** DALI (+touch DIM).

Opmerkingen

Toestel incl. louver in zelfde kleur.

* Alternatief lamptype: HIR-CE111 - noodzakelijk accessoire: 2x**kr**700580.

** DALI (+touch DIM).

Regard

Project De Puydt Haarden
Location Ghent, Belgium

Architect Glenn Sestig
Photographer Jan Verlinde

Regard Double

Project D Couture
Location Antwerp, Belgium

Architect Glenn Sestig
Photographer Kreon

Regard Double

Concerning scale, articulation of forms, monotone finish and cubic design, the two volumes of Regard Double resemble a harmonic architectural construction. As a logical separation between the two lighting applications proposed, Regard Double can be delivered with different lamp types within the two shapes and a double circuit connection. In the primary form, directional QT12-ax, QR-LP111 or HIT-TC enable choices among narrow, medium or wide beams. In the secondary form, general lighting applications can be supplied by HIT-TC, T16 or QR-CBC51.

Door schaal, vormentaal, discrete afwerking en kubistische vormgeving resulteren de twee volumes van Regard Double in een harmonieuze architecturale constructie. Vanuit een logische scheiding tussen twee lichtfuncties, wordt Regard Double voorzien van twee volumes met verschillende lichtbron en gescheiden aansluitmogelijkheid. In het primaire volume geven QT12-ax, QR-LP111 of HIT-TC de mogelijkheid om voor smalle, medium of brede lichtbundels te kiezen. In het secundaire volume kan met voor algemene verlichtingstoepassingen kiezen uit HIT-TC, T16 of QR-CBC51.

Chrome Regard Double QT12-ax directional, 8° reflector with alu matt louvre and QR-CBC51 with alu matt louvre

Black Regard Double QR-LP111 directional, with black louvre and QR-CBC51 with black louvre

Regard Double

name	regard double	regard double	regard double	regard double	naam
lamptype A	QT12-ax directional	QT12-ax directional	QR-LP111 directional	QR-LP111 directional	lamptype A
lamptype B	QR-CBC51	HIT-TC	QR-CBC51	HIT-TC	lamptype B
chrome	**kr**923110	**kr**923810	**kr**923120	**kr**923820	chroom
black	**kr**923112	**kr**923812	**kr**923122	**kr**923822	zwart
silk grey	**kr**923113	**kr**923813	**kr**923123	**kr**923823	zijdegrijs
	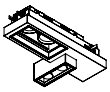	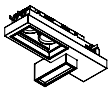	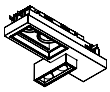	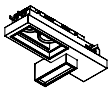	
visible LxWxH					LxBxH zichtbaar
volume A	560x165x50	560x165x50	560x165x50	560x165x50	volume A
volume B	225x75x100	225x75x100	225x75x100	225x75x100	volume B
cut out LxW	510x145	510x145	510x145	510x145	LxB opening
min. depth	90	90	90	90	min. diepte
fitting A	GY6.35	GY6.35	G53	G53	**lampvoet A**
max. watt	2x75W	2x75W	2x75W	2x75W	max. watt
voltage	230V/12V	230V/12V	230V/12V	230V/12V	voltage
symbol					symbool
gear	electr. incl.	electr. incl.	electr. incl.	electr. incl.	VSA
rotation/ inclination	360°/2 x 25°	360°/2 x 25°	360°/2 x 25°	360°/2 x 25°	rotatie/ inclinatie
IP	20	20	20	20	IP
class	1	1	1	1	klasse
orientation	↑	↑	↑	↑	oriëntatie
fitting B	GU5.3	G8.5	GU5.3	G8.5	**lampvoet B**
max. watt	2x50W	35W	2x50W	35W	max. watt
voltage	230V/12V	230V/5kV	230V/12V	230V/5kV	voltage
symbol					symbool
gear	electr. incl.	electr. incl.	electr. incl.	electr. incl.	VSA
IP	20	20	20	20	IP
class	1	1	1	1	klasse
orientation	↑	↑	↑	↑	oriëntatie
frosted UV glass		incl.		incl.	mat UV glas
required					**noodzakelijk**
for QT12-ax					**voor QT12-ax**
reflector 8°	2x**kr**706002	2x**kr**706002			reflector 8°
reflector 24°	2x**kr**706004	2x**kr**706004			reflector 24°
reflector 45°	2x**kr**706006	2x**kr**706006			reflector 45°
optional					**optioneel**
plasterkit	**kr**713004	**kr**713004	**kr**713004	**kr**713004	pleisterplaat
installation box	**kr**713005	**kr**713005	**kr**713005	**kr**713005	inbouwdoos

Remark

Louvre in the same colour as the fixture incl.

Opmerking

Toestel incl. louver in zelfde kleur.

Regard Double

Project Carbon Hotel
Location Genk, Belgium

Architect PCP Architects
Photographer Serge Brison

Regard Double

name	**regard double**	**regard double**	**regard double**	**naam**
lamptype A	QT12-ax directional	QT12-ax directional	QT12-ax directional	**lamptype A**
lamptype B	T16 600 dimmable*	T16 900 dimmable*	T16 1200 dimmable*	**lamptype B**
chrome	**kr**923410	**kr**923510	**kr**923610	**chroom**
black	**kr**923412	**kr**923512	**kr**923612	**zwart**
silk grey	**kr**923413	**kr**923513	**kr**923613	**zijdegrijs**
	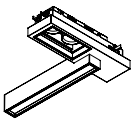	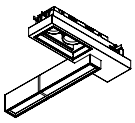	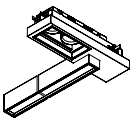	
visible LxWxH				**LxBxH zichtbaar**
volume A	560x165x50	560x165x50	560x165x50	**volume A**
volume B	600x75x100	900x75x100	1200x75x100	**volume B**
cut out LxW	510x145	510x145	510x145	**LxB opening**
min. depth	90	90	90	**min. diepte**
fitting A	GY6.35	GY6.35	GY6.35	**lampvoet A**
max. watt	2x75W	2x75W	2x75W	**max. watt**
voltage	230V/12V	230V/12V	230V/12V	**voltage**
symbol				**symbool**
gear	electr. incl.	electr. incl.	electr. incl.	**VSA**
rotation/ inclination	360°/2 x 25°	360°/2 x 25°	360°/2 x 25°	**rotatie/ inclinatie**
IP	20	20	20	**IP**
class	1	1	1	**klasse**
orientation	↑	↑	↑	**oriëntatie**
fitting B	G5	G5	G5	**lampvoet B**
max. watt	14W/24W	21W/39W	28W/54W	**max. watt**
voltage	230V	230V	230V	**voltage**
symbol				**symbool**
gear	electr. incl.	electr. incl.	electr. incl.	**VSA**
IP	20	20	20	**IP**
class	1	1	1	**klasse**
orientation	↑	↑	↑	**oriëntatie**
plexiglas	incl.	incl.	incl.	**plexiglas**
required				**noodzakelijk**
for QT12-ax				**voor QT12-ax**
reflector 8°	2x**kr**706002	2x**kr**706002	2x**kr**706002	**reflector 8°**
reflector 24°	2x**kr**706004	2x**kr**706004	2x**kr**706004	**reflector 24°**
reflector 45°	2x**kr**706006	2x**kr**706006	2x**kr**706006	**reflector 45°**
optional				**optioneel**
plasterkit	**kr**713004	**kr**713004	**kr**713004	**pleisterplaat**
installation box	**kr**713005	**kr**713005	**kr**713005	**inbouwdoos**

Remarks

Louvre in the same colour as the fixture incl.

* DALI (+touch DIM).

Opmerkingen

Toestel incl. louver in zelfde kleur.

* DALI (+touch DIM).

Regard Double

Project private house
Location Paris, France

Architect Laure Marty Perin
Photographer Serge Brison

Regard Double

name	**regard double**	**regard double**	**regard double**	**naam**
lamptype A	QR-LP111 directional	QR-LP111 directional	QR-LP111 directional	**lamptype A**
lamptype B	T16 600 dimmable*	T16 900 dimmable*	T16 1200 dimmable*	**lamptype B**
chrome	**kr**923420	**kr**923520	**kr**923620	**chroom**
black	**kr**923422	**kr**923522	**kr**923622	**zwart**
silk grey	**kr**923423	**kr**923523	**kr**923623	**zijdegrijs**
	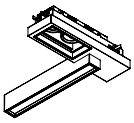	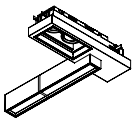	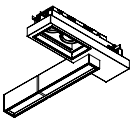	
visible LxWxH				**LxBxH zichtbaar**
volume A	560x165x50	560x165x50	560x165x50	**volume A**
volume B	600x75x100	900x75x100	1200x75x100	**volume B**
cut out LxW	510x145	510x145	510x145	**LxB opening**
min. depth	90	90	90	**min. diepte**
fitting A	G53	G53	G53	**lampvoet A**
max. watt	2x75W	2x75W	2x75W	**max. watt**
voltage	230V/12V	230V/12V	230V/12V	**voltage**
symbol				**symbool**
gear	electr. incl.	electr. incl.	electr. incl.	**VSA**
rotation/ inclination	360°/2 x 25°	360°/2 x 25°	360°/2 x 25°	**rotatie/ inclinatie**
IP	20	20	20	**IP**
class	1	1	1	**klasse**
orientation	↑	↑	↑	**oriëntatie**
fitting B	G5	G5	G5	**lampvoet B**
max. watt	14W/24W	21W/39W	28W/54W	**max. watt**
voltage	230V	230V	230V	**voltage**
symbol				**symbool**
gear	electr. incl.	electr. incl.	electr. incl.	**VSA**
IP	20	20	20	**IP**
class	1	1	1	**klasse**
orientation	↑	↑	↑	**oriëntatie**
plexiglas	incl.	incl.	incl.	**plexiglas**
optional				**optioneel**
plasterkit	**kr**713004	**kr**713004	**kr**713004	**pleisterplaat**
installation box	**kr**713005	**kr**713005	**kr**713005	**inbouwdoos**

Remarks

Louvre in the same colour as the fixture incl.

* DALI (+touch DIM).

Opmerkingen

Toestel incl. louver in zelfde kleur.

* DALI (+touch DIM).

Regard Double

Project Adlex Advocaten
Location Genk, Belgium

Int. Architect Ingrid Nelissen
Photographer Kreon

Regard Double

name	**regard double**	**regard double**	naam
lamptype A	TC-L* dimmable	HIT-TC** directional	lamptype A
lamptype B	QR-CBC51	QR-CBC51	lamptype B
chrome	**kr**923140	**kr**923180	chroom
black	**kr**923142	**kr**923182	zwart
silk grey	**kr**923143	**kr**923183	zijdegrijs

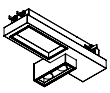

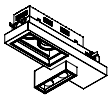

visible LxWxH			LxBxH zichtbaar
volume A	560x165x50	560x165x50	volume A
volume B	225x75x100	225x75x100	volume B
cut out LxW	510x145	510x145	LxB opening
min. depth	70	130	min. diepte
fitting A	2G11	G8.5	**lampvoet A**
max. watt	2x18W	2x35W	max. watt
voltage	230V	230V/5kV	voltage
symbol			symbool
gear	electr. incl.	electr. incl.	VSA
rotation/ inclination		360°/2 x 25°	rotatie/ inclinatie
IP	20	20	IP
class	1	1	klasse
orientation	↑	↑	oriëntatie
frosted glass	incl.		mat glas
UV glass		incl. in reflector	UV glas
fitting B	GU5.3	GU5.3	**lampvoet B**
max. watt	2x50W	2x50W	max. watt
voltage	230V/12V	230V/12V	voltage
symbol			symbool
gear	electr. incl..	electr. incl..	VSA
IP	20	20	IP
class	1	1	klasse
orientation	↑	↑	oriëntatie

required			**noodzakelijk**
for HIT-TC			**voor HIT-TC**
reflector 15°		2x**kr**700583	reflector 15°
reflector 30°		2x**kr**700585	reflector 30°
reflector 55°		2x**kr**700587	reflector 55°

optional			**optioneel**
plasterkit	**kr**713004	**kr**713004	pleisterplaat
installation box	**kr**713045	**kr**713085	inbouwdoos

Remarks

Louvre in the same colour as the fixture incl.

* DALI (+touch DIM).

** Alternative lamptype: HIR-CE111 - required accessory: 2x**kr**700580.

Opmerkingen

Toestel incl. louver in zelfde kleur.

* DALI (+touch DIM).

** Alternatief lamptype: HIR-CE111 - noodzakelijk accessoire: 2x**kr**700580.

name	**regard double**	**regard double**	**regard double**	naam
lamptype A	HIT-TC* directional	HIT-TC* directional	HIT-TC* directional	lamptype A
lamptype B	T16 600 dimmable**	T16 900 dimmable**	T16 1200 dimmable**	lamptype B
chrome	**kr**923480	**kr**923580	**kr**923680	chroom
black	**kr**923482	**kr**923582	**kr**923682	zwart
silk grey	**kr**923483	**kr**923583	**kr**923683	zijdegrijs
	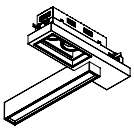	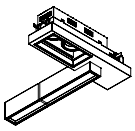	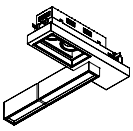	
visible LxWxH				LxBxH zichtbaar
volume A	560x165x50	560x165x50	560x165x50	volume A
volume B	600x75x100	900x75x100	1200x75x100	volume B
cut out LxW	510x145	510x145	510x145	LxB opening
min. depth	130	130	130	min. diepte
fitting A	G8.5	G8.5	G8.5	**lampvoet A**
max. watt	2x35W	2x35W	2x35W	max. watt
voltage	230V/5kV	230V/5kV	230V/5kV	voltage
symbol				symbool
gear	electr. incl.	electr. incl.	electr. incl.	VSA
rotation/ inclination	360°/2 x 25°	360°/2 x 25°	360°/2 x 25°	rotatie/ inclinatie
IP	20	20	20	IP
class	1	1	1	klasse
orientation	↑	↑	↑	oriëntatie
UV glass	incl.	incl.	incl.	UV glas
fitting B	G5	G5	G5	**lampvoet B**
max. watt	14W/24W	21W/39W	28W/54W	max. watt
voltage	230V	230V	230V	voltage
symbol				symbool
gear	electr. incl.	electr. incl.	electr. incl.	VSA
IP	20	20	20	IP
class	1	1	1	klasse
orientation	↑	↑	↑	oriëntatie
plexiglas	incl.	incl.	incl.	plexiglas
required				**noodzakelijk**
for HIT-TC				**voor HIT-TC**
reflector 15°	2x**kr**700583	2x**kr**700583	2x**kr**700583	reflector 15°
reflector 30°	2x**kr**700585	2x**kr**700585	2x**kr**700585	reflector 30°
reflector 55°	2x**kr**700587	2x**kr**700587	2x**kr**700587	reflector 55°
optional				**optioneel**
plasterkit	**kr**713004	**kr**713004	**kr**713004	pleisterplaat
installation box	**kr**713085	**kr**713085	**kr**713085	inbouwdoos

Remarks

Louvre in the same colour as the fixture incl.

* Alternative lamptype: HIR-CE111 - required accessory: 2x**kr**700580.

** DALI (+touch DIM).

Opmerkingen

Toestel incl. louver in zelfde kleur.

* Alternatief lamptype: HIR-CE111 - noodzakelijk accessoire: 2x**kr**700580.

** DALI (+touch DIM).

Regard

Project ONGHENA Opticiens
Location Nieuwkerken-Waas, Belgium

Int. Architect Peter Ivens, Kurt Bruggeman
Photographer Kreon

Rokko

Cubist accent

Rokko is a semi-recessed luminaire that requires minimal installation depth. Rokko produces a soft luminance gradient and is ideal for pathway and orientation lighting. Whether used indoors or outdoors Rokko can generate a formal continuity in architecture from the interior to the exterior.

Kubistisch accent

Omwille van zijn kubistische en eenvoudige vorm voegt Rokko een aangenaam beeld toe aan uw architectuur. Met een zachte lichtwerking is Rokko een geschikt toestel voor het uitlichten van wandelpaden. Ongeacht of Rokko binnen, onder afdaken of tegen tuinmuren wordt gebruikt, Rokko laat u toe om een vormelijke continuiteit te creëren tussen interieur en exterieur van uw architectuur.

Mini Rokko

Project RE-BRAND bvba
Location Opglabbeek, Belgium

Architect Paul Wijnants
Photographer Kreon

Mini Rokko & Mini Square Rokko

With its cubistic and sober form, Mini Rokko and Mini Square Rokko add a pleasant touch to architecture and create a poetic nocturnal accent. Mini Rokko and Mini Square Rokko can be installed in brickwork or cavity walls and require a minimum depth. These fittings are offered with a low voltage tungsten halogen, compact fluorescent or high power LED solution. Components are die-cast and painted with high quality finish in matt black or white powder coating.

Met een kubistische en eenvoudige vorm voegen Mini Rokko en Mini Square Rokko een aangenaam beeld toe aan uw architectuur. Mini Rokko en Mini Square Rokko kunnen geïnstalleerd worden in metselwerk of holle wanden en vragen slechts een minimale inbouwdiepte. Ontwikkeld voor laagvolt halogeen, fluorecentie lampen of hoog performante LED geeft Mini Rokko en Mini Square Rokko u oplossingen met poëtische lichtaccenten. Het gebruik van technische kunststoffen en een gegoten aluminium front, welke wordt gelakt in korrosie resistente poederlak, biedt u een maximale kwaliteit.

White Mini Rokko QT9-ax

Black Mini Rokko LED

Black Mini Square Rokko with QT12-ax

Mini Rokko & Mini Square Rokko

name	**mini rokko**	**mini rokko**	**mini rokko**	**mini rokko**	naam
lamptype	QT9-ax	LED***	QT9-ax	LED***	lamptype
white	**kr**943011	**kr**943021	**kr**943111	**kr**943121	wit
black	**kr**943012	**kr**943022	**kr**943112	**kr**943122	zwart
	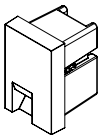	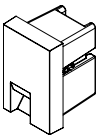	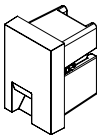	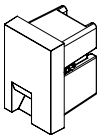	
visible LxWxH	140x90x25	140x90x25	140x90x25	140x90x25	LxBxH zichtbaar
cut out LxW	125x75	125x75	125x75	125x75	LxB opening
min. depth	80	80	80	80	min. diepte
fitting	G4		G4		lampvoet
max. watt	20W	1,2W	20W	1,2W	max. watt
voltage	12V	350mA	230V/12V	230V	voltage
symbol					symbool
gear	excl.	excl.	electr. incl.**	electr. incl.*	VSA
cascade connec.	1	1	1	1	doorbekabeling
IP	65	65	65	65	IP
class	3	3	2	2	klasse
orientation	↑	↑	↑	↑	oriëntatie

optional					**optioneel**
plasterboard installation set	**kr**743002	**kr**743002	**kr**743002	**kr**743002	pleisterplaat installatie set
concrete pouring mould	**kr**743004	**kr**743004	**kr**743004	**kr**743004	beton gietvorm

name	**mini square rokko**	**mini square rokko**	**mini square rokko**	naam
lamptype	QT12-ax	LED***	TC-L	lamptype
white	**kr**943311	**kr**943321	**kr**943341	wit
black	**kr**943312	**kr**943322	**kr**943342	zwart
	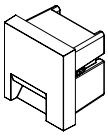	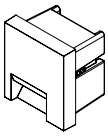	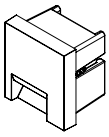	
visible LxWxH	140x140x25	140x140x25	140x140x25	LxBxH zichtbaar
cut out LxW	125x125	125x125	125x125	LxB opening
min. depth	85	85	85	min. diepte
fitting	GY6,35		2G7	lampvoet
max. watt	35W	3x1,2W	5W	max. watt
voltage	12V	230V/350mA	230V	voltage
symbol				symbool
gear	electr. incl.	electr. incl.*	electr. incl.	VSA
cascade connec.	1	1	1	doorbekabeling
IP	65	65	65	IP
class	2	2	2	klasse
orientation	↑	↑	↑	oriëntatie

optional				**optioneel**
plasterboard installation set	**kr**743002	**kr**743002	**kr**743002	pleisterplaat installatie set
concrete pouring mould	**kr**743304	**kr**743304	**kr**743304	beton gietvorm

Remarks

* 1 transformer (8,5W) powers up to 6 fittings. / ** 1 transformer (20W-75W) powers up to 3 fittings.

*** LED incl.

Opmerkingen

* 1 transformator (8,5W) levert stroom voor 6 toestellen. / ** 1 transformator (20W-75W) voedt 3 toestellen.

***LED incl.

Mini Rokko

Project Offices PCP Architects
Location Genk, Belgium

Architect PCP Architects
Photographer Serge Brison

Secret

Light is mysterious

Secret consists of a lighting concept that makes use of architecture itself. Lighting is optimally integrated. This recessed fixture is completely trimless and therefore invisible when light is switched off. When light is turned on, the fitting cover opens to slowly reveal the luminaire and flood the space with light.

Licht is mysterie

Secret is een verlichtingsconcept dat gebruik maakt van de architectuur zelf. Licht wordt optimaal geïntegreerd. Secret is een randloos inbouwarmatuur en wordt daardoor bijna onzichtbaar wanneer het toestel is uitgeschakeld. Als het licht aangeschakeld wordt, opent het armatuur zich langzaam en vult het de ruimte met licht.

Secret

Project private house
Location Im Mittelland, Switzerland

Architect Schneider & Schneider
Photographer Gaston Wicky

Secret

Secret is entirely installed without trims. This product has been further developed: the motor does not require extra recessing space since it is now slotted in the cover. The metal cover is supplied in light grey primer so it can be painted to match surrounding walls.

Secret wordt volledig randloos ingebouwd. Dit product is verder ontwikkeld: de motor is nu geïntegreerd op de cover zodat er geen extra inbouwruimte vereist is. Het metalen deksel is voorzien van een licht grijze basislak zodat het toestel bij installatie kan worden afgewerkt in de kleur van de omringende wand.



Secret off

Secret on

Secret wall horizontal up QT-DE12

Secret ceiling QR-LP111

name	secret dimmable	secret dimmable***	naam
lamptype	QT-DE12	QR-LP111	lamptype
reference	**kr**931570	**kr**931920	referentie
	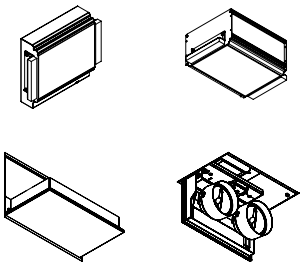		
visible LxW	307x206	307x206	LxB zichtbaar
cut out LxW plasterboard	315x250	315x250	LxB opening pleisterkit
min./max. thickness boardmaterial	2-24	2-24	min./max. dikte paneel
LxWxH space required	382x302x125	382x265x200	LxBxH inbouwruimte
fitting	R7s	G53	lampvoet
max. watt	200W	2x50W	max. watt
voltage	230V	230V/12V	voltage
symbol			symbool
gear		electr. incl.	VSA
* motor supply	230V	230V	voeding motor *
** trafo supply	230V (dimm.)	230V (dimm.)	voeding trafo **
IP	40	40	IP
class	1	1	klasse
orientation	↓	↑ ↓ → ↑	oriëntatie
required			**noodzakelijk**
plasterkit housing	**kr**731574	**kr**731524	pleisterplaat behuizing

Remarks

Requires 4 cables; L1, L2, N and earth.

* L1 = permanent supply.

** L2 = switched supply, dimmable.

*** Only trailing edge dimmable.

Metal coverplate has to be painted in same color as surrounding surface.

Opmerkingen

4 kabels noodzakelijk; L1, L2, N en aarding.

* L1 = permanente voeding.

** L2 = geschakelde voeding, dimbaar.

*** Alleen dimbaar met fase afsnijding.

Metalen afdekplaat dient geverfd te worden in de kleur van de omliggende wanden.

Secret

Project private house
Location Lieshout, The Netherlands

Architect John Kusters
Photographer Serge Brison

Secret

Project Euroluce 2003
Location Milan, Italy

Photographer Dario Tettamanzi

Side

Architecture becomes light-active

Side's concept is highly flexible and can be used as floor washlight, a wallwasher or as an indirect light fitting. Placed at low heights, Side is a tool to illuminate circulation paths. When combined with more powerful sources, such as high-pressure discharge lamps and tungsten halogen lamps, Side can be installed on the ceiling and have a wallwash function. Moreover, Side can also be placed on the wall above the eye height and wallwash the ceiling, generating indirect ambient lighting. Installation boxes and plasterkits are available for the application of this product in various surfaces. The visible trim can be delivered in a silver or white finish powder coating.

Architectuur wordt lichtactief

Het Side concept is uiterst flexibel en kan gebruikt worden voor het uitlichten van vloer en plafond of als indirecte verlichtingstoepassing. Geplaatst op relatief lage hoogtes, laat het product u toe circulatiezones te voorzien van het gevraagde illuminantieniveau. Om een wallwash-functie te bekomen is het mogelijk om Side in het plafond te installeren en te combineren met krachtigere lichtbronnen zoals gasontladings- en halogeenlampen. Bovendien, wanneer het toestel geplaatst wordt boven ooghoogte, kan Side gebruikt worden om het aangelichte plafond te accentueren of om een algemeen verlichtingsniveau te bereiken. Een installationbox en pleisterkit zijn verkrijgbaar voor installatie in diverse materialen. De minimaal zichtbare rand bestaat uit zilverkleurig of wit gepoederlakt staal.

Side

Project Opera house Dortmund
Location Dortmund, Germany

Architect Sievert & Leister Architekten
Photographer Kreon

Side & Square Side

Side and Square Side are recessed fixtures for walls or ceilings. They can be installed in brickwork or cavity walls and require only 100mm depth. This range of washlights is developed for halogen, compact fluorescent and metal vapour lamps. Control gears, transformers or electronic components are mounted inside the housing. Reflector is included.

Side en Square Side zijn inbouwarmaturen voor wanden en plafonds. Ze kunnen geïnstalleerd worden in stenen of holle wanden en vragen slechts een geringe inbouwdiepte van 100mm. Deze reeks van armaturen is ontwikkeld voor halogeen-, compact fluorescentie- en metaaldamp lampen. Voorschakelapparatuur en elektronische componenten zijn ingebouwd in de behuizing. Reflector is meegeleverd.

White Side with matt reflector

White Side with mirror reflector

Grey Square Side with matt reflector

White Square Side with mirror reflector

Side

name	side	emergency side*	naam
lamptype	TC-TEL	TC-TEL	lamptype
white	**kr**992421	**kr**912401	wit
grey	**kr**992423	**kr**912403	grijs
		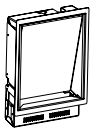	
visible LxW	338x248	338x248	LxB zichtbaar
**cut out LxW	320x235	320x235	LxB inbouw **
min depth	100	100	min. diepte
thickness boardmaterial	8-20	8-20	dikte afwerkplaat
fitting	GX24q-3/4	GX24q-3/4	lampvoet
max. watt	26W/32W/42W	26W/32W	max. watt
voltage	230V	230V	voltage
symbol			symbool
gear	electr. incl.	electr. incl.	VSA
IP	40	40	IP
class	1	1	klasse
orientation	↑ ↓ →	↑ ↓ →	oriëntatie
clear protect. glass	incl.	incl.	helder beschermglas

optional			**optioneel**
***plasterkit	**kr**702142	**kr**702142	pleisterplaat ***
installation box	**kr**722142	**kr**722142	inbouwdoos
frosted glass	**kr**770410	**kr**770410	mat glas

Remarks

Matt reflector incl.

* Converter and battery pack incl., autonomy 3 hours.

** Cut out for hollow wall; for other applications see installation manual.

*** The orientation of the plasterkit defines the direction of the light output.

Opmerkingen

Incl. matte reflector.

* Batterij en noodunit incl., autonomie 3 uren.

** Inbouw voor holle wand; voor andere toepassingen zie installatiehandleiding.

*** De oriëntatie van de pleisterplaat bepaalt de lichtuitstraling.

Side

Project Vooruit
Location Ghent, Belgium

Photographer Serge Brison

Side

name	side*	side*	side**	side**	naam
lamptype	QT32	QT-DE12	HIT-DE	HIT-DE	lamptype
white	**kr**972421	**kr**972431	**kr**972441	**kr**972451	wit
grey	**kr**972423	**kr**972433	**kr**972443	**kr**972453	grijs
		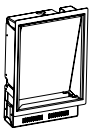			
visible LxW	338x248	338x248	338x248	338x248	LxB zichtbaar
*** cut out LxW	320x235	320x235	320x235	320x235	LxB inbouw ***
min depth	100	100	100	100	min. diepte
thickness boardmaterial	8-20	8-20	8-20	8-20	dikte afwerkplaat
fitting	E27	R7s(114,2mm)	RX7s	RX7s-24	lampvoet
max. watt	150W	300W	70W	150W	max. watt
voltage	230V	230V	230V/5kV	230V/5kV	voltage
symbol					symbool
gear			electr. incl.	electr. incl.	VSA
IP	40	40	40	40	IP
class	1	1	1	1	klasse
orientation	↓ ↑	↓	↓	↓	oriëntatie
clear protect. glass	incl.	incl.	incl.	incl.	helder beschermglas

optional					optioneel
**** plasterkit	**kr**702142	**kr**702142	**kr**702142	**kr**702142	pleisterplaat ****
installation box	**kr**722142	**kr**722142	**kr**722142	**kr**722142	inbouwdoos

Remarks

Not to be used in inflammable material.

* Matt reflector incl.

** Mirror reflector incl.

*** Cut out for hollow wall; for other applications see installation manual.

**** The orientation of the plasterkit defines the direction of the light output.

Opmerkingen

Niet te gebruiken in brandbaar materiaal.

* Incl. matte reflector.

** Incl. spiegel reflector.

*** Inbouw voor holle wand; voor andere toepassingen zie installatiehandleiding.

**** De oriëntatie van de pleisterplaat bepaalt de lichtuitstraling.

Side

Project Villa R.
Location Bonn, Germany

Architect Studio a.s.h Köln
Photographer Michael Voit

Square Side

name	square side	emergency* square side	naam
lamptype	TC-TEL	TC-TEL	lamptype
white	**kr**992721	**kr**912701	wit
grey	**kr**992723	**kr**912703	grijs
	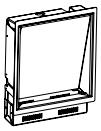		
visible LxW	338x326	338x326	LxB zichtbaar
**cut out LxW	320x312	320x312	LxB inbouw **
min depth	100	100	min. diepte
thickness boardmaterial	8-20	8-20	dikte afwerkplaat
fitting	GX24q-3/4	GX24q-3/4	lampvoet
max. watt	26W/32W/42W	26W/32W	max. watt
voltage	230V	230V	voltage
symbol			symbool
gear	electr. incl.	electr. incl.	VSA
IP	40	40	IP
class	1	1	klasse
orientation	↑ ↓ →	↑ ↓ →	oriëntatie
clear protect. glass	incl.	incl.	helder beschermglas

optional			optioneel
***plasterkit	**kr**702172	**kr**702172	pleisterplaat ***
installation box	**kr**722172	**kr**722172	inbouwdoos
frosted glass	**kr**770710	**kr**770710	mat glas

Remarks

Matt reflector incl.

* Converter and battery pack incl., autonomy 3 hours.

** Cut out for hollow wall; for other applications see installation manual.

*** The orientation of the plasterkit defines the direction of the light output.

Opmerkingen

Incl. matte reflector.

* Batterij en noodunit incl., autonomie 3 uren.

** Inbouw voor holle wand; voor andere toepassingen zie installatiehandleiding.

*** De oriëntatie van de pleisterplaat bepaalt de lichtuitstraling.

Square Side

Project KNS music theatre
Location Antwerp, Belgium

Architect Chris Vantorhout
Photographer Serge Brison

Square Side

name	square side*	square side*	square side**	square side**	naam
lamptype	QT32	QT-DE12	HIT-DE	HIT-DE	lamptype
white	**kr**972721	**kr**972731	**kr**972741	**kr**972751	wit
grey	**kr**972723	**kr**972733	**kr**972743	**kr**972753	grijs
visible LxW	338x326	338x326	338x326	338x326	LxB zichtbaar
***cut out LxW	320x312	320x312	320x312	320x312	LxB inbouw ***
min depth	100	100	100	100	min. diepte
thickness boardmaterial	8-20	8-20	8-20	8-20	dikte afwerkplaat
fitting	E27	R7s(114,2mm)	RX7s	RX7s-24	lampvoet
max. watt	150W	300W	70W	150W	max. watt
voltage	230V	230V	230V/5kV	230V/5kV	voltage
symbol					symbool
gear			electr. incl.	electr. incl.	VSA
IP	40	40	40	40	IP
class	1	1	1	1	klasse
orientation	↑ ↓	↓	↓	↓	oriëntatie
clear protect. glass	incl.	incl.	incl.	incl.	helder beschermglas
optional					**optioneel**
****plasterkit	**kr**702172	**kr**702172	**kr**702172	**kr**702172	pleisterplaat ****
installation box	**kr**722172	**kr**722172	**kr**722172	**kr**722172	inbouwdoos

Remarks

Not to be used in inflammable material.

* Matt reflector incl.

** Mirror reflector incl.

*** Cut out for hollow wall; for other applications see installation manual.

**** The orientation of the plasterkit defines the direction of the light output.

Opmerkingen

Niet te gebruiken in brandbaar materiaal.

* Incl. matte reflector.

** Incl. spiegel reflector.

*** Inbouw voor holle wand; voor andere toepassingen zie installatiehandleiding.

**** De oriëntatie van de pleisterplaat bepaalt de lichtuitstraling.

Square Side

Project Hallepoort*
Location Brussels, Belgium

Architect Marco Bollen
Photographer Serge Brison

* Under commission of the Royal Museum of Art and History

Small Side

Project Rushcuters Bay
Location Sydney, Australia

Architect Chenchow-Little architects
Photographer Bart Maiorana

Small Side & Small Square Side

Small Side and Small Square Side are recessed fixtures for walls or ceilings. They can be installed in brickwork or cavity walls and require only 80mm depth (except for Small Square Side Outdoor = 85mm). This range of washlights is developed for halogen, compact fluorescent lamps and LEDs. Control gears, transformers or electronic components are mounted inside the housing. Reflector is included.

Small Side en Small Square Side zijn inbouwarmaturen voor wanden en plafonds. Ze kunnen geïnstalleerd worden in stenen of holle wanden en vragen slechts 80mm, (uitgezonderd voor Small Square Side Oudoor = 85mm) inbouwdiepte. Deze reeks van armaturen is ontwikkeld voor LED, halogeen- en compact fluorescentie lampen. Voorschakelapparatuur en elektronische componenten zijn ingebouwd in de behuizing. Reflector is meegeleverd.

Grey Small Side with matt reflector

Grey Small Square Side with matt reflector

Small Side

name	small side **	small side ***	small side emergency*/**	small side ******	naam
lamptype	TC-DEL	QT-DE12	TC-DEL	LED	lamptype
white	**kr**992611	**kr**972621	**kr**912601	**kr**992601	wit
grey	**kr**992613	**kr**972623	**kr**912603	**kr**992603	grijs
					
visible LxW	236x172	236x172	236x172	236x172	LxB zichtbaar
****cut out LxW	215x160	215x160	215x160	215x160	LxB inbouw ****
min depth	80	80	80	80	min. diepte
thickness boardmaterial	8-20	8-20	8-20	8-20	dikte afwerkplaat
fitting	G24q-1	R7s (74,9mm)	G24q-1		lampvoet
max. watt	13W	100W	13W	3x7,2W	max. watt
voltage	230V	230V	230V	230V/350mA	voltage
symbol					symbool
gear	electr. incl.		electr. incl.	electr. incl.	VSA
IP	40	40	40	40	IP
class	1	1	1	1	klasse
orientation	↑ ↓ →	↓	↑ ↓ →	↑ ↓ →	oriëntatie
clear protect. glass	incl.	incl.	incl.	incl.	helder beschermglas
optional					**optioneel**
*****plasterkit	**kr**702162	**kr**702162	**kr**702162	**kr**702162	pleisterplaat *****
installation box	**kr**722162	**kr**722162	**kr**722162	**kr**722162	inbouwdoos
frosted glass	**kr**770610		**kr**770610		mat glas

Remarks

Matt reflector incl.

* Converter and battery pack incl., autonomy 1 hour.

** TC-DEL from Osram or Sylvania.

*** Not to be used in inflammable material.

**** Cut out for hollow wall; for other applications see installation manual.

***** The orientation of the plasterkit defines the direction of the light output.

****** LED incl.

Opmerkingen

Incl. matte reflector.

* Batterij en noodunit incl., autonomie 1 uur.

** TC-DEL van Osram of Sylvania.

*** Niet te gebruiken in brandbaar materiaal.

**** Inbouw voor holle wand; voor andere toepassingen zie installatiehandleiding.

***** De oriëntatie van de pleisterplaat bepaalt de lichtuitstraling.

****** LED incl.

Small Side

Project Alter Hotel
Location Barge, Italy

Architect Studio Xenos - Marco Luciano
Photographer Edu Van Gelder

Small Square Side

name	small square side	small square side **	small square side emergency*	small square side *****	naam
lamptype	TC-DEL	QT-DE12	TC-DEL	LED	lamptype
white	**kr**992811	**kr**972821	**kr**912801	**kr**992801	wit
grey	**kr**992813	**kr**972823	**kr**912803	**kr**992803	grijs
visible LxW	236x223	236x223	236x223	230x280	LxB zichtbaar
***cut out LxW	215x210	215x210	215x210	320x280	LxB inbouw ***
min depth	80	80	80	80	min. diepte
thickness boardmaterial	8-20	8-20	8-20	8-20	dikte afwerkplaat
fitting	G24q-2	R7s (114,2mm)	G24q-2		lampvoet
max. watt	18W	150W	18W	4x7,2W	max. watt
voltage	230V	230V	230V	230V/350mA	voltage
symbol					symbool
gear	electr. incl.		electr. incl.	electr. incl.	VSA
IP	40	40	40	40	IP
class	1	1	1	1	klasse
orientation	↑ ↓ →	↓	↑ ↓ →	↑ ↓ →	oriëntatie
clear protect. glass	incl.	incl.	incl.	incl.	helder beschermglas
optional					**optioneel**
****plasterkit	**kr**702182	**kr**702182	**kr**702182	**kr**702182	pleisterplaat ****
installation box	**kr**722182	**kr**722182	**kr**722182	**kr**722182	inbouwdoos
frosted glass	**kr**770810		**kr**770810		mat glas

Remarks

Matt reflector incl.

* Converter and battery pack incl., autonomy 1 hour.

** Not to be used in inflammable material.

*** Cut out for hollow wall; for other applications see installation manual.

**** The orientation of the plasterkit defines the direction of the light output.

***** LED incl.

Opmerkingen

Incl. matte reflector.

* Batterij en noodunit incl., autonomie 1 uur.

** Niet te gebruiken in brandbaar materiaal.

*** Inbouw voor holle wand; voor andere toepassingen zie installatiehandleiding.

**** De oriëntatie van de pleisterplaat bepaalt de lichtuitstraling.

***** LED incl.

Small Square Side

Project The Heating Company
Location Dilsen, Belgium

Photographer Serge Brison

Small Square Side Outdoor

name	**small square side outdoor**	naam
lamptype	TC-DEL	lamptype
grey	**kr**972983	grijs

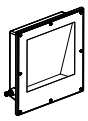

visible LxW	320x280	LxB zichtbaar
cut out LxW	320x280	LxB inbouw
min depth	85	min. diepte
fitting	G24q-2	lampvoet
max. watt	18W	max. watt
voltage	230V	voltage
symbol		symbool
gear	electr. incl.	VSA
IP	65	IP
class	1	klasse
orientation	↑ ↓	oriëntatie

required		**noodzakelijk**
fixation bracket	incl.	bevestigings-beugels

Remark

Matt reflector incl.

Opmerking

Incl. matte reflector.

Small square Side Outdoor

Project Jewish Museum
Location Berlin, Germany

Architect Daniel Libeskind
Photographer Serge Brison

Mini Side

Project private residence
Location Miami Beach, USA

Architect Lieblingswelt, O. Koch
Photographer Uli Petzold

Mini Side

Mini Side is a recessed fixture for walls or ceilings. It can be installed in brickwork or cavity walls and requires only 80mm depth. This range of washlights is developed for low voltage halogen lamps and LEDs. Control gears, transformers or electronic components are mounted inside the housing. Reflector is included.

Mini Side is een inbouwarmatuur voor wanden en plafonds. Ze kunnen geïnstalleerd worden in stenen of holle wanden en vraagt slechts 80mm inbouwdiepte. Dit toestel is ontwikkeld voor laagvolt halogeen lampen en LED. Voorschakelapparatuur en elektronische componenten zijn ingebouwd in de behuizing. Reflector is meegeleverd.

Grey Mini Side with matt reflector

Mini Side

name	mini side	mini side	mini side*****	mini side*****	naam
lamptype	QT9-ax	QT9-ax	LED	LED	lamptype
white	**kr**992651	**kr**972651	**kr**992851	**kr**972851	wit
grey	**kr**992653	**kr**972653	**kr**992853	**kr**972853	grijs
visible LxW	236x79	236x79	236x79	236x79	LxB zichtbaar
*cut out LxW	215x70	215x70	215x70	215x70	LxB inbouw *
min depth	80	80	80	80	min. diepte
thickness boardmaterial	8-20	8-20	8-20	8-20	dikte afwerkplaat
fitting	G4	G4			lampvoet
max. watt	20W	20W	1,2W	1,2W	max. watt
voltage	12V	230V/12V	350mA	230V/350mA	voltage
symbol					symbool
gear	excl.	electr. incl.***	excl.	electr. incl.**	VSA
IP	40	40	40	40	IP
class	3	1	3	1	klasse
orientation	↑ ↓ →	↑ ↓ →	↑ ↓ →	↑ ↓ →	oriëntatie
clear protect. glass	incl.	incl.			helder beschermglas

optional					optioneel
****plasterkit	**kr**702652	**kr**702652	**kr**702652	**kr**702652	pleisterplaat ****
installation box	**kr**722652	**kr**722652	**kr**722652	**kr**722652	inbouwdoos

Remarks

Matt reflector incl.

* Cut out for hollow wall; for other applications see installation manual.

** 1 transformer (350 mA., max 8,5W) powers up to 6 fittings.

*** 1 transformer (20-75W) powers up to 3 fittings.

**** The orientation of the plasterkit defines the direction of the light output.

***** LED incl.

Opmerkingen

Incl. matte reflector.

* Inbouw voor holle wand; voor andere toepassingen die zie installatiehandleiding.

** 1 transformator (350 mA., max 8,5W) levert stroom voor 6 toestellen.

*** 1 transformator (20-75W) voedt 3 toestellen.

**** De oriëntatie van de pleisterplaat bepaalt de lichtuitstraling.

***** LED incl.

Mini Side

Project Schubert Residence
Location Venice Beach - CA, USA

Architect Lieblingswelt
Photographer Uli Petzold

Mini Side

Project private residence
Location Miami, USA

Photographer Serge Brison

Side in-Line

The ultimate reduction of language elements

Side in-Line revisits the concept of Side, but eliminates any visible frames. This results in design only driven by its function, generating and controlling light by means of asymmetric reflectors, that in turn guarantee a maximum output with minimum glare. Pure and simple lines enhance architecture through harmonious interaction with space and walls. The light sources available to Side in-Line enable this product to be applied as a wallwasher to floors or ceilings. A remarkable feature of this range is the plasterkit: once installed, it can be equipped with different subframes for each lamp type.

De ultieme reductie in vormentaal

Side in-Line herneemt het concept van Side maar elimineert alle zichtbare randen. Deze reductie resulteert in een vormgeving die enkel is gedreven door de functie, het creëren en controleren van het licht door middel van asymmetrische reflectoren die een maximale lichtopbrengst met een minimale verblinding garanderen. De minimalistische vormgeving creëert een vormentaal van pure en simpele lijnen waarbij Side in-Line de architecturale ervaring van minimale ruimtes en vlakken versterkt. De beschikbare lichtbronnen laten toe Side in-Line te gebruiken voor het uitlichten van vloer en plafond. Het concept van Side in-Line is opgebouwd rond een pleisterplaat die eenmaal geïnstalleerd, kan ingevuld worden met verschillende subframes voor elk lamptype.

Side in-Line

Project private house
Location Sinaai, Belgium

Architect ANTE-Architecten, Anne-Mie Noens
Photographer Jan Dirkx

Side in-Line & Square Side in-Line

Side in-Line and Square Side in-Line are recessed fixtures for walls or ceilings. They can be installed in brickwork or cavity walls and require only 120mm depth. This range of washlights is developed for halogen, compact fluorescent and metal vapour lamps. Control gears, transformers or electronic components are mounted inside the housing. Reflector is included.

Side in-Line en Square Side in-Line zijn inbouwarmaturen voor wanden en plafonds. Ze kunnen in stenen of in holle wanden geïnstalleerd worden en vragen slechts 120mm inbouwdiepte. Deze reeks van armaturen is ontwikkeld voor halogeen-, compact fluorescentie- en metaaldamp lampen. Voorschakelapparatuur en elektronische componenten zijn ingebouwd in de behuizing. Reflector is meegeleverd.

Side in-Line with matt reflector

Square Side in-Line with matt reflector

Side in-Line

name	side in-line	side in-line emergency*	naam
Lampentyp	TC-TEL	TC-TEL	Lampentyp
reference	**kr**995423	**kr**935423	referentie
	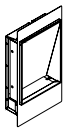	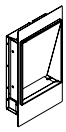	
visible LxW	308x229	308x229	LxB zichtbaar
**cut out LxW	320x260	320x260	LxB inbouw **
min depth	120	120	min. diepte
thickness boardmaterial	8-20	8-20	dikte afwerkplaat
fitting	GX24q-3/4	GX24q-3/4	lampvoet
max. watt	26W/32W/42W	26W/32W	max. watt
voltage	230V	230V	voltage
symbol			symbool
gear	electr. incl.	electr. incl.	VSA
IP	40	40	IP
class	1	1	klasse
orientation	↑ ↓ →	↑ ↓ →	oriëntatie
clear protect. glass	incl.	incl.	helder beschermglas
required			**noodzakelijk**
plasterkit ***housing	**kr**775404	**kr**775404	pleisterplaat-behuizing ***
optional			**optioneel**
installation box	**kr**775402	**kr**775402	inbouwdoos
frosted glass	**kr**770410	**kr**770410	mat glas

Remarks

Matt reflector incl.

* Converter and battery pack incl., autonomy 3 hours.

** Cut out for hollow wall; for other applications see installation manual.

*** The orientation of the plasterkit-housing defines the direction of the light output.

Opmerkingen

Incl matte reflector.

* Batterij en noodunit incl., autonomie 3 uren.

** Inbouw voor holle wand; voor andere toepassingen zie installatiehandleiding.

*** De oriëntatie van de pleisterplaatbehuizing bepaalt de lichtuitstraling.

name	side in-line*	side in-line*	side in-line**	side in-line**	naam
Lampentyp	QT32	QT-DE12	HIT-DE	HIT-DE	Lampentyp
reference	**kr**975423	**kr**975433	**kr**975443	**kr**975453	referentie
	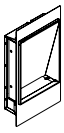	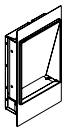	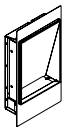	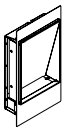	
visible LxW	308x229	308x229	308x229	308x229	LxB zichtbaar
***cut out LxW	320x260	320x260	320x260	320x260	LxB inbouw ***
min depth	120	120	120	120	min. diepte
thickness boardmaterial	8-20	8-20	8-20	8-20	dikte afwerkplaat
fitting	E27	R7s(114,2mm)	RX7s	RX7s-24	lampvoet
max. watt	150W	200W	70W	150W	max. watt
voltage	230V	230V	230V/5kV	230V/5kV	voltage
symbol					symbool
gear			electr. incl.	electr. incl.	VSA
IP	40	40	40	40	IP
class	1	1	1	1	klasse
orientation	↓ ↑	↓	↓	↓	oriëntatie
clear protect. glass	incl.	incl.	incl.	incl.	helder beschermglas
required					**noodzakelijk**
**** plasterkit housing	**kr**775404	**kr**775404	**kr**775404	**kr**775404	pleisterplaat-behuizing ****
optional					**optioneel**
installation box	**kr**775402	**kr**775402	**kr**775402	**kr**775402	inbouwdoos

Remarks

Not to be used in inflammable material.

* Matt reflector incl.

** Incl. mirror reflector.

*** Cut out for hollow wall; for other applications see installation manual.

**** The orientation of the plasterkit-housing defines the direction of the light output.

Opmerkingen

Niet te gebruiken in brandbaar materiaal.

* Incl matte reflector.

** Incl. spiegel reflector.

*** Inbouw voor holle wand; voor andere toepassingen zie installatiehandleiding.

**** De oriëntatie van de pleisterplaatbehuizing bepaalt de lichtuitstraling.

Square Side in-Line

Project Altes Rathaus
Location Hannover, Germany

Architect Dieter Neikes
Photographer Sergen Brison

Square Side in-Line

name	square side in-line*	square side in-line */ ** emergency	square side in-line*	square side in-line***	naam
Lampentyp	TC-TEL	TC-TEL	QT-DE12	HIT-DE	Lampentyp
reference	**kr**995723	**kr**935723	**kr**975733	**kr**975753	referentie
	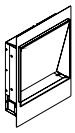	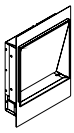	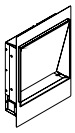	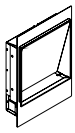	
visible LxW	308x308	308x308	308x308	308x308	LxB zichtbaar
****cut out LxW	320x339	320x339	320x339	320x339	LxB inbouw ****
min depth	120	120	120	120	min. diepte
thickness boardmaterial	8-20	8-20	8-20	8-20	dikte afwerkplaat
fitting	GX24q-3/4	GX24q-3/4	R7s(114,2mm)	RX7s-24	lampvoet
max. watt	26W/32W/42W	26W/32W	200W	150W	max. watt
voltage	230V	230V	230V	230V/5kV	voltage
symbol					symbool
gear	electr. incl.	electr. incl.		electr. incl.	VSA
IP	40	40	40	40	IP
class	1	1	1	1	klasse
orientation	↑ ↓ →	↑ ↓ →	↓	↓	oriëntatie
clear protect. glass	**kr**775704	**kr**775704	**kr**775704	**kr**775704	helder beschermglas
required					**noodzakelijk**
*****plasterkit housing	incl	incl.	incl.	incl.	pleisterplaat-behuizing *****
optional					**optioneel**
installation box	**kr**775702	**kr**775702	**kr**775702	**kr**775702	inbouwdoos
frosted glass	**kr**770710	**kr**770710			mat glas

Remarks

Not to be used in inflammable material.

* Matt reflector incl.

** Converter and battery pack incl., autonomy 3 hours.

*** Mirror reflector incl.

**** Cut out for hollow wall; for other applications see installation manual.

***** The orientation of the plasterkit defines the direction of the light output.

Opmerkingen

Niet te gebruiken in brandbaar materiaal.

* Incl matte reflector.

** Batterij en noodunit incl., autonomie 3 uren.

*** Incl. spiegel reflector.

**** Inbouw voor holle wand; voor andere toepassingen zie installatiehandleiding.

***** De oriëntatie van de pleisterplaat bepaalt de lichtuitstraling.

Small Side in-Line

Project Showroom Wals' Wonen
Location Nijmegen, The Netherlands

Architect Ben Van Duin
Photographer Sergen Brison

Small Side in-Line & Small Square Side in-Line

Small Side in-Line and Small Square Side in-Line are recessed fixtures for walls or ceilings. They can be installed in brickwork or cavity walls and require only 100mm depth. This range of washlights is developed for halogen lamps, compact fluorescent lamps and LEDs. Control gears, transformers or electronic components are mounted inside the housing. Reflector is included.

Small Side in-Line en Small Square Side in-Line zijn inbouwarmatuur voor wanden en plafonds. Ze kunnen in stenen of in holle wanden geïnstalleerd worden en vragen slechts 100mm inbouwdiepte. Deze reeks van armaturen is ontwikkeld voor LED, halogeen- en compact fluorescentielampen. Voorschakelapparatuur en elektronische componenten zijn ingebouwd in de behuizing. Reflector is meegeleverd.

Small Side in-Line with matt reflector

Small Square Side in-Line with matt reflector

Small Side in-Line

name	small** side in-line	small side in-line emergency*/**	small*** side in-line	small****** side in-line	naam
Lampentyp	TC-DEL	TC-DEL	QT-DE12	LED	Lampentyp
reference	**kr**995613	**kr**935613	**kr**975623	**kr**995603	referentie
	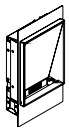	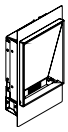	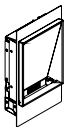	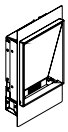	
visible LxW	205x155	205x155	205x155	205x155	LxB zichtbaar
****cut out LxW	220x186	220x186	220x186	220x186	LxB inbouw ****
min depth	100	100	100	100	min. diepte
thickness boardmaterial	8-20	8-20	8-20	8-20	dikte afwerkplaat
fitting	G24q-1	G24q-1	R7s (74,9mm)		lampvoet
max. watt	13W	13W	100W	3x7,2W	max. watt
voltage	230V	230V	230V	230V/350mA	voltage
symbol					symbool
gear	electr. incl.	electr. incl.		electr. incl.	VSA
IP	40	40	40	40	IP
class	1	1	1	1	klasse
orientation	↑ ↓ →	↑ ↓ →	↓	↑ ↓ →	oriëntatie
clear protect. glass	incl.	incl.	incl.	incl.	helder beschermglas
required					**noodzakelijk**
*****plasterkit-housing	**kr**775604	**kr**775604	**kr**775604	**kr**775604	pleisterplaat-behuizing*****
optional					**optioneel**
installation box	**kr**775602	**kr**775602	**kr**775602	**kr**775602	inbouwdoos
frosted glass	**kr**770610	**kr**770610			mat glas

Remarks

Matt reflector incl.

* Converter and battery pack incl., autonomy 3 hours.

** TC-DEL from Osram or Sylvania.

*** Not to be used in inflammable material.

**** Cut out for hollow wall; for other applications see installation manual.

***** The orientation of the plasterkit defines the direction of the light output.

****** LED incl.

Opmerkingen

Incl matte reflector.

* Batterij en noodunit incl., autonomie 3 uren.

** TC-DEL van Osram of Sylvania.

*** Niet gebruiken in brandbaar materiaal.

**** Inbouw voor holle wand; voor andere toepassingen zie installatiehandleiding.

***** De oriëntatie van de pleisterplaat bepaalt de lichtuitstraling.

****** LED incl.

Small Side in-Line

Project Studio Morsa
Location Miami, USA

Photographer Kreon

Small Square Side in-Line

name	small square side in-line	small square side in-line emergency*	small square side in-line **	small square side in-line *****	naam
Lampentyp	TC-DEL	TC-DEL	QT-DE12	LED	Lampentyp
reference	**kr**995813	**kr**935813	**kr**975823	**kr**995803	referentie
	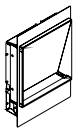	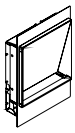	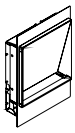	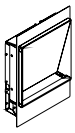	
visible LxW	205x205	205x205	205x205	205x205	LxB zichtbaar
***cut out LxW	220x236	220x236	220x236	220x236	LxB inbouw ***
min depth	100	100	100	100	min. diepte
thickness boardmaterial	8-20	8-20	8-20	8-20	dikte afwerkplaat
fitting	G24q-2	G24q-2	R7s (114,2mm)		lampvoet
max. watt	18W	18W	100W	4x7,2W	max. watt
voltage	230V	230V	230V	230V/350mA	voltage
symbol					symbool
gear	electr. incl.	electr. incl.		electr. incl.	VSA
IP	40	40	40	40	IP
class	1	1	1	1	klasse
orientation	↑ ↓ →	↑ ↓ →	↓	↑ ↓ →	oriëntatie
clear protect. glass	incl.	incl.	incl.	incl.	helder beschermglas
required					**noodzakelijk**
****plasterkit-housing	**kr**775804	**kr**775804	**kr**775804	**kr**775804	pleisterplaat-behuizing****
optional					**optioneel**
installation box	**kr**775802	**kr**775802	**kr**775802	**kr**775802	inbouwdoos
frosted glass	**kr**770810		**kr**770810		mat glas

Remarks

Matt reflector incl.

* Converter and battery pack incl., autonomy 1 hour.

** Not to be used in inflammable material.

*** Cut out for hollow wall; for other applications see installation manual.

**** The orientation of the plasterkit-housing defines the direction of the light output.

***** LED incl.

Opmerkingen

Incl. matte reflector.

* Batterij en noodunit incl., autonomie 1 uur.

** Niet te gebruiken in brandbaar materiaal.

*** Inbouw voor holle wand; voor andere toepassingen zie installatiehandleiding.

**** De oriëntatie van de pleisterplaatbehuizing bepaalt de lichtuitstraling.

***** LED incl.

Small Square Side in-Line

Project Kreon Italy Office
Location Milan, Italy

Photographer Kreon

Mini Side in-Line

Project La Garnerie
Location Antwerp, Belgium

Architect Themenos
Photographer Serge Brison

Mini Side in-Line

Mini Side in-Line is a recessed fixture for walls or ceilings. It can be installed in brickwork or cavity walls and requires only 100mm depth. This range of washlights is developed for LEDs and low voltage halogen lamps. Control gears, transformers or electronic components are mounted inside the housing. Reflector is included.

Mini Side in-Line is een inbouwarmatuur voor wanden en plafonds. Mini Side in-Line kan in stenen of in holle wanden geïnstalleerd worden en vraagt slechts 100mm inbouwdiepte. Dit toestel is ontwikkeld voor LED en laagvolt halogeen lampen. Voorschakelapparatuur en elektronische componenten zijn ingebouwd in de behuizing. Reflector is meegeleverd.

Mini Side in-Line with matt reflector

Mini Side in-Line

name	mini side in-line	mini side in-line	mini side in-line	mini side in-line	naam
Lampentyp	QT9-ax	QT9-ax	LED*****	LED*****	Lampentyp
reference	**kr**995653	**kr**975653	**kr**995853	**kr**975853	referentie
	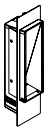	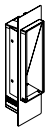	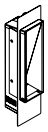	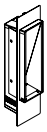	
visible LxW	205x60	205x60	205x60	205x60	LxB zichtbaar
*cut out LxW	220x91	220x91	220x91	220x91	LxB inbouw *
min depth	100	100	100	100	min. diepte
thickness boardmaterial	8-20	8-20	8-20	8-20	dikte afwerkplaat
fitting	G4	G4			lampvoet
max. watt	20W	20W	1,2W	1,2W	max. watt
voltage	12V	230V/12V	350mA	230V/350mA	voltage
symbol					symbool
gear	excl.	electr. incl.***	excl.	electr. incl.**	VSA
IP	40	40	40	40	IP
class	3	1	1	1	klasse
orientation	↑ ↓	↑ ↓	↑ ↓	↑ ↓	oriëntatie
required					**noodzakelijk**
****plasterkit-housing	**kr**775654	**kr**775654	**kr**775654	**kr**775654	pleisterplaat-behuizing ****
clear protect. glass	incl.	incl.	excl.	excl.	helder beschermglas
optional					**optioneel**
installation box	**kr**775652	**kr**775652	**kr**775652	**kr**775652	inbouwdoos

Remarks

Matt reflector incl.

* Cut out for hollow wall; for other applications see installation manual.

** 1 transformer (350mA., max 8,5W) powers up to 6 fittings.

*** 1 transformer (20-75W) powers up to 3 fittings.

**** The orientation of the plasterkit-housing defines the direction of the light output.

***** LED incl.

Opmerkingen

Incl. matte reflector.

* Inbouw voor holle wand; voor andere toepassingen die zie installatiehandleiding.

** 1 transformator (350mA., max 8,5W) levert stroom voor 6 toestellen.

*** 1 transformator (20-75W) voedt 3 toestellen.

**** De oriëntatie van de pleisterplaatbehuizing bepaalt de lichtuitstraling.

***** LED incl.

Mini Side in-Line

Project Kreon Italy Office
Location Milan, Italy

Photographer Kreon

Up

Light becomes theatrical

Up adds dynamism to your architecture: walls become sculptures and pieces of art show their mysticism. As the name implies, Up directs its light mainly upwards. Depending on the light source and on the use of interchangeable reflectors, Up can feature narrow to wide angled uplight beams. A deep-set effect is ensured by double glazing, resulting in reduced glare. Supplementary filters can be placed as an extra glare preventer and to shape light. Up is a recessed fixture made of high-pressure die-cast aluminium with a silver wetpaint finish. It can be used in wall, ceiling or floor applications where IP54 rating is required. Through a simple concept, Up translates an eloquent and distinctive light scene.

Licht wordt theatraal

Up geeft dynamiek aan architectuur: muren lijken beeldhouwwerken en kunstvoorwerpen stralen een mystiek karakter uit. Afhankelijk van de lichtbron en de keuze van reflector, kan Up gebruikt worden als verlichtingstoestel met smalle bundel voor het plaatsen van accenten of met een brede lichtbundel. Up is ontwikkeld met diep terugliggende lampen en dubbele beglazing om mogelijke verblinding te vermijden. Bijkomende filters kunnen toegevoegd worden als een extra oplossing tegen verblinding of om de lichtbundel verder te modelleren. Up is een ingebouwd armatuur met hoge druk spuitgiet aluminium behuizing en afgewerkt met een grijze natlak. Het toestel kan zowel in wanden, plafonds als vloeren ingebouwd worden voor projecten waar een IP54 waarde noodzakelijk is. Up creëert een eenvoudig en krachtig beeld.

Up

Project Castle d'Ursel
Location Bruges, Belgium

Architect Architectenbureau Vanhecke & Suls
Photographer Serge Brison

Up & Round Up

Up and Round Up can be recessed in floors, walls or ceilings and are only suitable for interior use. Two versions are available: clear or frosted glass. The light source options for Up and Round Up have now been upgraded with HIT-TC-CE. HIT-TC-CE sources ensure increased light output and allow the use of this fixture in energy efficient applications or public spaces. The light distribution of HIT-TC-CE and QT12-ax versions depends on the reflector chosen: spot, medium, flood or wallwasher. Up and Round Up are available with internal or external transformer.

Up en Round Up kunnen zowel in vloeren, wanden als plafonds gebruikt worden en zijn enkel voor binnen geschikt. Twee afwerkingen zijn verkrijgbaar; helder of mat glas. De lichtbronnen voor deze toestellen zijn nu uitgebreid met HIT-TC-CE. Deze gasontladingslamp zorgt voor een verhoogde lichtopbrengst en laten toe het toestel te gebruiken voor energie efficiënte toepassingen of publieke ruimtes. De lichtverdeling van zowel HIT-TC-CE als QT12-ax hangt af van de gekozen reflector: spot, medium, breed stralend of antiverblinding. Up en Round Up zijn met of zonder ingebouwde transformator te verkrijgen.



Up QT12-ax frosted glass with 45° reflector

Round Up QT12-ax clear glass with 45° reflector

Up

name	up	up	up ceiling/wall	up ceiling/wall	naam
lamptype	QT12-ax	QT12-ax	QT12-ax	QT12-ax	lamptype
frosted	**kr**972303	**kr**972383	**xc**972303	**xc**972383	mat
clear	**kr**992303	**kr**992383	**xc**992303	**xc**992383	helder
	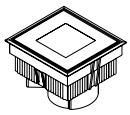	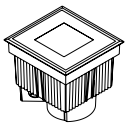	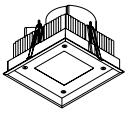	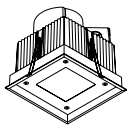	
visible LxW	145x137	145x137	145x137	145x137	LxB zichtbaar
cut out LxW	136x128	136x128	136x128	136x128	LxB inbouw
min. depth	105	134	105	134	min. diepte
thickness boardmaterial			2-35	2-35	dikte afwerkplaat
fitting	GY6.35	GY6.35	GY6.35	GY6.35	lampvoet
max. watt	50W	35W	50W	35W	max. watt
voltage	12V	230V/12V	12V	230V/12V	voltage
symbol					symbool
gear	excl.	conv. incl.	excl.	conv. incl.	VSA
*glass temp.	105°C	85°C			glas temp.*
cascade connection	0	1	0	1	doorbekabeling
IP	54	54	54	54	IP
class	3	1	3	1	klasse
IK	10	10	10	10	IK
orientation	↓	↓	↑ →	↑ →	oriëntatie
required					**noodzakelijk**
reflector 8°	**kr**706002	**kr**706002	**kr**706002	**kr**706002	reflector 8°
reflector 24°	**kr**706004	**kr**706004	**kr**706004	**kr**706004	reflector 24°
reflector 45°	**kr**706006	**kr**706006	**kr**706006	**kr**706006	reflector 45°
anti glare reflector	**kr**702330	**kr**702330	**kr**702330	**kr**702330	anti-verblinding reflector
optional					**optioneel**
matchbox	**kr**772303	**kr**772383			**matchbox**
LxWxH	293x246x105	306x260x134			LxBxH
**anti glare louv.	**kr**772302	**kr**772302	**kr**772302	**kr**772302	anti-verb. louv.**
**sculpture lens	**kr**702370	**kr**702370	**kr**702370	**kr**702370	sculpteerlens**
**diffusing lens	**kr**702380	**kr**702380	**kr**702380	**kr**702380	egalisatielens**
***upperglass	incl.	incl.	**kr**792309	**kr**792309	bovenglas***

Remarks

* Ta=25°C

** Only to be used in combination with an 8° reflector. Lenses cannot be combined in case of reflector use.

*** Only to be used in wall version (max. height 1000mm).

Opmerkingen

* Ta=25°C

**Enkel te gebruiken in combinatie met een 8° reflector. Lenzen kunnen niet gecombineerd worden bij gebruik van reflector.

** Enkel te gebruiken in de wandversie (max. hoogte 1000mm).

Up

Project Villa Sacha
Location Cannes, France

Photographer Serge Brison

Up

name	up	up ceiling/wall	up	up ceiling/wall	naam
lamptype	T2	T2	HIT-TC-CE	HIT-TC-CE	lamptype
frosted	**kr**942303	**xc**942303	**kr**912303	**xc**912303	mat
clear			**kr**932303	**xc**932303	helder
	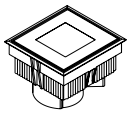	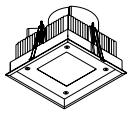	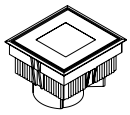	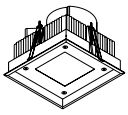	
visible LxW	145x137	145x137	145x137	145x137	LxB zichtbaar
cut out LxW	136x128	136x128	136x128	136x128	LxB inbouw
min. depth	105	105	105	105	min. diepte
thickness boardmaterial		2-35		2-35	dikte afwerkplaat
fitting	GX53	GX53	PGJ5	PGJ5	lampvoet
max. watt	7W	7W	20W	20W	max. watt
voltage	230V	230V	230V/1,5kV	230V/1,5kV	voltage
symbol					symbool
gear			excl.	excl.	VSA
*glass temp.	40°C		64°C		glas temp.*
cascade connection	0	0	0	0	doorbekabeling
IP	54	54	54	54	IP
class	1	1	1	1	klasse
IK	10	10	10	10	IK
orientation	↓	↑ →	↓	↑ →	oriëntatie
required					**noodzakelijk**
reflector 8°			**kr**706002	**kr**706002	reflector 8°
reflector 24°			**kr**706004	**kr**706004	reflector 24°
reflector 45°			**kr**706006	**kr**706006	reflector 45°
anti glare reflector			**kr**702330	**kr**702330	anti-verblinding reflector
optional					**optioneel**
matchbox	**kr**772303		**kr**772303		**matchbox**
LxWxH	293x246x105		293x246x105		LxBxH
**anti glare louv.	**kr**772302	**kr**772302	**kr**772302	**kr**772302	anti-verb. louv.**
**sculpture lens	**kr**702370	**kr**702370	**kr**702370	**kr**702370	sculpteerlens**
**diffusing lens	**kr**702380	**kr**702380	**kr**702380	**kr**702380	egalisatielens**
***upperglass	incl.	**kr**792309	incl.	**kr**792309	bovenglas***

Remarks

* Ta=25°C

** Only to be used in combination with an 8° reflector. Lenses cannot be combined in case of reflector use.

*** Only to be used in wall version (max. height 1000mm).

Opmerkingen

* Ta=25°C

**Enkel te gebruiken in combinatie met een 8° reflector. Lenzen kunnen niet gecombineerd worden bij gebruik van reflector.

*** Enkel te gebruiken in de wandversie (max. hoogte 1000mm).

Up

Project De Markten
Location Brussels, Belgium

Architect Jos Vandenbreeden
Photographer Serge Brison

Project La Garnerie
Location Antwerp, Belgium

Architect Themenos
Photographer Serge Brison

Round Up

name	round up	round up	round up ceiling/wall	round up ceiling/wall	naam
lamptype	QT12-ax	QT12-ax	QT12-ax	QT12-ax	lamptype
frosted	**kr**972353	**kr**972363	**xc**972353	**xc**972363	mat
clear	**kr**992353	**kr**992363	**xc**992353	**xc**992363	helder
	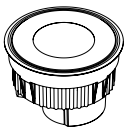	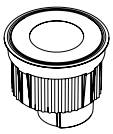	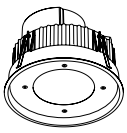	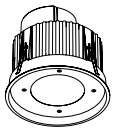	
visible Ø	Ø 157	Ø 157	Ø 157	Ø 157	Ø zichtbaar
cut out Ø	Ø 148	Ø 148	Ø 148	Ø 148	Ø opening
min. depth	105	134	105	134	min. diepte
thickness boardmaterial			2-35	2-35	dikte afwerkplaat
fitting	GY6.35	GY6.35	GY6.35	GY6.35	lampvoet
max. watt	50W	35W	50W	35W	max. watt
voltage	12V	230V/12V	12V	230V/12V	voltage
symbol					symbool
gear	excl.	conv. incl.	excl.	conv. incl.	VSA
*glass temp.	105°C	85°C			glas temp.*
cascade connection	0	1	0	1	doorbekabeling
IP	54	54	54	54	IP
class	3	1	3	1	klasse
IK	10	10	10	10	IK
orientation	↓	↓	↑ →	↑ →	oriëntatie
required					**noodzakelijk**
reflector 8°	**kr**706002	**kr**706002	**kr**706002	**kr**706002	reflector 8°
reflector 24°	**kr**706004	**kr**706004	**kr**706004	**kr**706004	reflector 24°
reflector 45°	**kr**706006	**kr**706006	**kr**706006	**kr**706006	reflector 45°
anti glare reflector	**kr**702330	**kr**702330	**kr**702330	**kr**702330	anti-verblinding reflector
optional					**optioneel**
matchbox	**kr**772353	**kr**772363			**matchbox**
LxWxH	293x244x105	306x260x134			LxBxH
**anti glare louv	**kr**772302	**kr**772302	**kr**772302	**kr**772302	anti-verb.louv.**
**sculpture lens	**kr**702370	**kr**702370	**kr**702370	**kr**702370	sculpteerlens**
**diffusing lens	**kr**702380	**kr**702380	**kr**702380	**kr**702380	egalisatielens**
***upperglass	incl.	incl.	**kr**792359	**kr**792359	bovenglas***

Remarks

* Ta=25°C

** Only to be used in combination with an 8° reflector. Lenses cannot be combined in case of reflector use.

*** Only to be used in wall version (max. height 1000mm).

Opmerkingen

* Ta=25°C

**Enkel te gebruiken in combinatie met een 8° reflector. Lenzen kunnen niet gecombineerd worden bij gebruik van reflector.

*** Enkel te gebruiken in de wandversie (max. hoogte 1000mm).

Project private house
Location Positano, Italy

Architect Lazzarini Pickering Architetti
Photographer Matteo Piazza

Round Up

name	round up	round up ceiling/wall	round up	round up ceiling/wall	naam
lamptype	T2	T2	HIT-TC-CE	HIT-TC-CE	lamptype
frosted	**kr**942353	**xc**942353	**kr**912353	**xc**912353	mat
clear			**kr**932353	**xc**932353	helder
	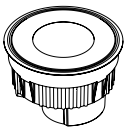	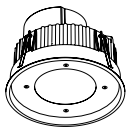	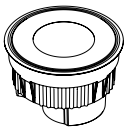	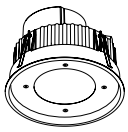	
visible Ø	Ø 157	Ø 157	Ø 157	Ø 157	Ø zichtbaar
cut out Ø	Ø 148	Ø 148	Ø 148	Ø 148	Ø opening
min. depth	105	105	105	105	min. diepte
thickness boardmaterial		2-35		2-35	dikte afwerkplaat
fitting	GX53	GX53	PGJ5	PGJ5	lampvoet
max. watt	7W	7W	20W	20W	max. watt
voltage	230V	230V	230V/1,5kV	230V/1,5kV	voltage
symbol					symbool
gear			excl.	excl.	VSA
*glass temp.	40°C		64°C		glas temp.*
cascade connection.	0	0	0	0	doorbekabeling
IP	54	54	54	54	IP
class	1	1	1	1	klasse
IK	10	10	10	10	IK
orientation	↓	↑ →	↓	↑ →	oriëntatie
required					**noodzakelijk**
reflector 8°			**kr**706002	**kr**706002	reflector 8°
reflector 24°			**kr**706004	**kr**706004	reflector 24°
reflector 45°			**kr**706006	**kr**706006	reflector 45°
anti glare reflector			**kr**702330	**kr**702330	anti-verblinding reflector
optional					**optioneel**
matchbox	**kr**772353		**kr**772353		**matchbox**
LxWxH	293x244x105		293x244x105		LxBxH
**anti glare louv	**kr**772302	**kr**772302	**kr**772302	**kr**772302	anti-verb.louv.**
**sculpture lens	**kr**702370	**kr**702370	**kr**702370	**kr**702370	sculpteerlens**
**diffusing lens	**kr**702380	**kr**702380	**kr**702380	**kr**702380	egalisatielens**
***upperglass	incl.	**kr**792359	incl.	**kr**792359	bovenglas***

Remarks

* Ta=25°C

** Only to be used in combination with an 8° reflector. Lenses cannot be combined in case of reflector use.

*** Only to be used in wall version (max. height 1000mm).

Opmerkingen

* Ta=25°C

**Enkel te gebruiken in combinatie met een 8° reflector. Lenzen kunnen niet gecombineerd worden bij gebruik van reflector.

*** Enkel te gebruiken in de wandversie (max. hoogte 1000mm).

Double Up

Project private house
Location Lieshout, The Netherlands

Architect John Kusters
Photographer Serge Brison

Double Up

Double Up can be recessed in floors, walls or ceilings and is only suitable for interior use. Clear or frosted glass are available depending on light sources. Light distribution of the QT12-ax versions relies on the reflector chosen: spot, medium, flood or wallwasher.

Double Up kan zowel in vloeren, wanden als plafonds gebruikt worden en is enkel geschikt voor binnen. Afhankelijk van de lichtbron is het toestel voorzien van helder of mat glas. De lichtverdeling van de QT12-ax toestellen hangt af van de gekozen reflector: spot, medium, breed stralend of anti-verblinding.

Double Up Ceiling TC-L



Double Up QT12-ax with 2x 45° reflector

Double Up

name	double up	double up ceiling/wall	double up	naam
lamptype	TC-L	TC-L	TC-DEL	lamptype
frosted	**kr**992330	**xc**992330	**kr**992390	mat
	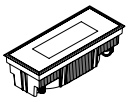	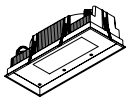	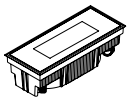	
visible LxW	352x145	352x145	352x145	LxW zichtbaar
cut out LxW	343x136	343x136	343x136	LxW opening
min. depth	105	105	105	min. diepte
thickness boardmaterial		2-35		dikte afwerkplaat
fitting	2G11	2G11	G24q-1	lampvoet
max. watt	18W	18W	2x13W	max. watt
voltage	230V	230V	230V	voltage
symbol				symbool
gear	electr. incl	electr. incl	electr. incl	VSA
*glass temp.	41°C		45°C	glas temp.*
cascade connection	3	3	3	doorbekabeling
IP	54	54	54	IP
class	1	1	1	klasse
IK	10	10	10	IK
orientation	↓	↑ →	↓	oriëntatie

optional				**optioneel**
matchbox	**kr**772323		**kr**772323	**matchbox**
LxWxH	460x291x105		460x291x105	LxBxH
****upperglass**	incl.	**kr**792339	incl.	**bovenglas**

Remarks

* Ta=25°C

** Only to be used in wall version (max. height of installation in wall 1000mm).

Opmerkingen

* Ta=25°C

** Enkel te gebruiken in de wandversie (max. hoogte 1000mm).

name	double up	double up ceiling/wall	double up	naam
lamptype	QT12-ax	QT12-ax	HIT-DE	lamptype
frosted	**kr**972323	**xc**972323		mat
clear	**kr**992323	**xc**992323	**kr**992310	helder
	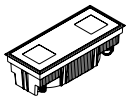	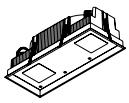	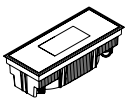	
visible LxW	352x145	352x145	352x145	LxW zichtbaar
cut out LxW	343x136	343x136	343x136	LxW opening
min. depth	105	105	105	min. diepte
thickness boardmaterial		2-35		dikte afwerkplaat
fitting	GY6.35	GY6.35	RX7s-24	lampvoet
max. watt	2x35W	2x35W	150W	max. watt
voltage	230V/12V	230V/12V	230V/5kV	voltage
symbol				symbool
gear	conv. incl.	conv. incl.	excl.	VSA
*glass temp.	87°C		135°C	glas temp.*
cascade connection.	3	3	3	doorbekabeling
IP	54	54	54	IP
class	1	1	1	klasse
IK	10	10	10	IK
orientation	↓	↑ →	↓	oriëntatie
required				**noodzakelijk**
reflector			incl.	reflector
reflector 8°	2x**kr**706002	2x**kr**706002		reflector 8°
reflector 24°	2x**kr**706004	2x**kr**706004		reflector 24°
reflector 45°	2x**kr**706006	2x**kr**706006		reflector 45°
anti glare reflector	2x**kr**702330	2x**kr**702330		anti-verblinding reflector
optional				**optioneel**
matchbox	**kr**772323		**kr**772323	**matchbox**
LxWxH	460x291x105		460x291x105	LxBxH
**anti glare louv	**kr**772302	**kr**772302	**kr**772312	anti-verb.louv.**
**sculpture lens	**kr**702370	**kr**702370		sculpteerlens**
**diffusing lens	**kr**702380	**kr**702380		egalisatielens**
***upperglass	incl.	**kr**792329	incl.	bovenglas***

Remarks

* Ta=25°C

** Only to be used in combination with an 8° reflector. Lenses cannot be combined in case of reflector use.

*** Only to be used in wall version (max. height 1000mm).

Opmerkingen

* Ta=25°C

**Enkel te gebruiken in combinatie met een 8° reflector. Lenzen kunnen niet gecombineerd worden bij gebruik van reflector.

*** Enkel te gebruiken in de wandversie (max. hoogte 1000mm).

Flat Up

Project Altes Rathaus
Location Hannover, Germany

Architect Arcasa, Dieter Neikes
Photographer Serge Brison

Flat Up & Flat Round Up

Flat Up and Flat Round Up are applicable for limited recessing depths in floors, ceilings or walls and is only suitable for interior use. Only a frosted glass version is available. Flat Up and Flat Round Up have been upgraded with a LED version, complying all the advantages of LED sources such as low energy consumption, extremely long life, shock and vibration resistance with almost no heat generation. All these technical features follow a distinctive and soft white light.

Flat Up en Flat Round Up kunnen zowel in vloeren, wanden als plafonds gebruikt worden waar een beperkte inbouwdiepte vereist is. Deze armaturen zijn uitsluitend voor interieur toepassingen geschikt en zijn enkel verkrijgbaar met een mat glas. Een nieuwe LED versie met uniform zacht, wit licht biedt voordelen als laag energieverbruik, extreem lange levensduur, shockbestendigheid en minimale warmte in de lichtbundel.



Flat Up QT9-ax

Flat Round Up Ceiling QT9-ax

Flat Up & Flat Round Up

name	flat up	flat up ceiling/wall	flat round up	flat round up ceiling/wall	naam
lamptype	QT9-ax	QT9-ax	QT9-ax	QT9-ax	lamptype
frosted	**kr**972203	**xc**972203	**kr**972253	**xc**972253	mat
	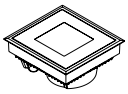	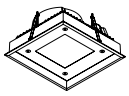		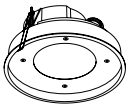	
visible LxW/Ø	145x137	145x137	Ø62 x Ø157	Ø62 x Ø157	LxW/Ø zichtbaar
cut out LxW/Ø	136x128	136x128	Ø148	Ø148	LxW/Ø opening
min. depth	66	66	66	66	min. diepte
thickness boardmaterial		2-35		2-35	dikte afwerkplaat
fitting	G4	G4	G4	G4	lampvoet
max. watt	20W	20W	20W	20W	max. watt
voltage	12V	12V	12V	12V	voltage
symbol					symbool
gear	excl.	excl.	excl.	excl.	VSA
*glass temp.	65°C		65°C		glas temp.*
cascade connection	1	1	1	1	doorbekabeling
IP	54	54	54	54	IP
class	3	3	3	3	klasse
IK	10	10	10	10	IK
orientation	↓	↑ →	↓	↑ →	oriëntatie

optional					optioneel
matchbox	**kr**772203		**kr**772253		**matchbox**
LxWxH	271x224x66		271x224x66		LxBxH
****upperglass**	incl.	**kr**792309	incl.	**kr**792359	**bovenglas**

Remarks

* Ta=25°C

** Only to be used in wall version (max. height 1000mm).

Opmerkingen

* Ta=25°C

** Enkel te gebruiken in de wandversie (max. hoogte 1000mm).

name	flat up	flat up ceiling/wall	flat round up	flat round up ceiling/wall	naam
lamptype	LED***	LED***	LED***	LED***	lamptype
frosted	**kr**992003	**xc**992003	**kr**992053	**xc**992053	mat
	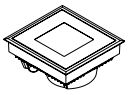	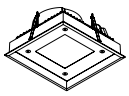		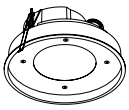	
visible LxW/Ø	145x137	145x137	Ø62 x Ø157	Ø62 x Ø157	LxW/Ø zichtbaar
cut out LxW/Ø	136x128	136x128	Ø148	Ø148	LxW/Ø opening
min. depth	66	66	66	66	min. diepte
thickness boardmaterial		2-35		2-35	dikte afwerkplaat
max. watt	7,2W	7,2W	7,2W	7,2W	max. watt
current	350mA	350mA	350mA	350mA	stroomsterkte
symbol					symbool
gear	excl.	excl.	excl.	excl.	VSA
*glass temp.	40°C		40°C		glas temp.*
cascade connection	1	1	1	1	doorbekabeling
IP	54	54	54	54	IP
class	3	3	3	3	klasse
IK	10	10	10	10	IK
orientation	↓	↑ →	↓	↑ →	oriëntatie
optional					**optioneel**
matchbox	**kr**772203		**kr**772253		**matchbox**
LxWxH	271x224x66		271x224x66		LxBxH
transformer					**transformator**
10W / 350mA	**kr**772000	**kr**772000	**kr**772000	**kr**772000	10W / 350mA
33W / 350mA	**kr**772010	**kr**772010	**kr**772010	**kr**772010	33W / 350mA
IP	20	20	20	20	IP
class	2	2	2	2	klasse
****upperglass**	incl.	**kr**792309	incl.	**kr**792359	**bovenglas****

Remarks

* Ta=25°C

** Only to be used in wall version (max. height 1000mm).

*** LED incl.

Opmerkingen

* Ta=25°C

** Enkel te gebruiken in de wandversie (max. hoogte 1000mm).

*** LED incl.

Mini Up

Project Parc Celestins
Location Lyon, France

Architect Daniel Buren & Jean Michel Wilmotte
Photographer Jean-Claude Chuzeville

Mini Up & Mini Round Up

Mini Up & Mini Round Up with low voltage halogen or LED can be recessed in floors, walls or ceilings and are only suitable for interior use. Two versions are available: clear or frosted glass.

Mini Up & Mini Round Up met laagvolt halogeen lampen of LED kunnen zowel in vloeren, wanden als plafonds gebruikt worden en zijn enkel voor binnen geschikt. Twee afwerkingen zijn verkrijgbaar; helder of mat glas.



Mini Up frosted glass QR-CBC35

Mini Round Up frosted glass QR-CBC35



Mini Up clear glass QR-CBC35 anti glare louvre

Mini round Up Ceiling clear glass QR-CBC35

Mini Up & Mini Round Up

name	mini up	mini up ceiling/wall	mini round up	mini round up ceiling/wall	naam
lamptype	QR-CBC35	QR-CBC35	QR-CBC35	QR-CBC35	lamptype
frosted	**kr**972343	**xc**972343	**kr**972373	**xc**972373	mat
clear	**kr**992343	**xc**992343	**kr**992373	**xc**972373	helder
	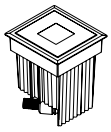	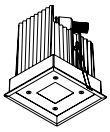	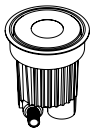	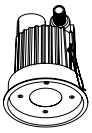	
visible LxW/Ø	98x92	98x92	Ø97	Ø97	LxB/Ø zichtbaar
cut out LxW/Ø	89x83	89x83	Ø88	Ø88	LxB/Ø opening
min. depth	118	118	118	118	min. diepte
thickness boardmaterial		2-35		2-35	dikte afwerkplaat
fitting	GU4	GU4	GU4	GU4	lampvoet
watt	20W	20W	20W	20W	watt
voltage	12V	12V	12V	12V	voltage
symbol	🔈	🔈	🔈	🔈	symbool
gear	excl.	excl.	excl.	excl.	VSA
*glass temp.	75°C		75°C		glas temp.*
cascade connection	0	0	0	0	doorbekabeling
IP	54	54	54	54	IP
class	3	3	3	3	klasse
IK	10	10	10	10	IK
orientation	↓	↑ →	↓	↑ →	oriëntatie

optional					**optioneel**
matchbox	**kr**772343		**kr**772373		**matchbox**
LxWxH	298x251x118		298x251x118		LxBxH
anti glare louvre	**kr**772342	**kr**772342	**kr**772372	**kr**772372	**anti-verbl. louv.**
****upperglass**	incl.	**kr**792349	incl.	**kr**792379	**bovenglas****

Remarks

* Ta=25°C

** Only to be used in wall version (max. height 1000mm).

Opmerkingen

* Ta=25°C

** Enkel te gebruiken in de wandversie (max. hoogte 1000mm).

Project private pool house
Location Haasdonk, Belgium

Ir. Architect Robert Pycke
Photographer Kreon

Mini Up & Mini Round Up

name	mini up	mini up ceiling/wall	mini round up	mini round up ceiling/wall	naam
lamptype	LED***	LED***	LED***	LED***	lamptype
clear	**kr**972143	**xc**972143	**kr**972173	**xc**972173	helder
	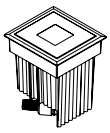	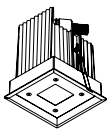	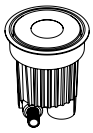	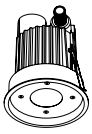	
visible LxW/Ø	98x92	98x92	Ø97	Ø97	LxW/Ø zichtbaar
cut out LxW/Ø	89x83	89x83	Ø88	Ø88	LxW/Ø opening
min. depth	118	118	118	118	min. diepte
thickness boardmaterial		2-35		2-35	dikte afwerkplaat
max. watt	1,2W	1,2W	1,2W	1,2W	max. watt
current	350mA	350mA	350mA	350mA	stroomsterkte
symbol					symbool
gear	excl.	excl.	excl.	excl.	VSA
*glass temp.	35°C		35°C		glas temp.*
cascade connection	0	0	0	0	doorbekabeling
IP	54	54	54	54	IP
class	3	3	3	3	klasse
IK	10	10	10	10	IK
orientation	↓	↓ →	↓	↑ →	oriëntatie

optional					**optioneel**
matchbox	**kr**772343		**kr**772373		**matchbox**
LxWxH	298x251x118		298x251x118		LxBxH
transformer					**transformator**
10W / 350mA	**kr**772000	**kr**772000	**kr**772000	**kr**772000	10W / 350mA
33W / 350mA	**kr**772010	**kr**772010	**kr**772010	**kr**772010	33W / 350mA
IP	20	20	20	20	IP
class	2	2	2	2	klasse
****upperglass**	incl.	**kr**792349	incl.	**kr**792379	**bovenglas****

Remarks

* Ta=25°C

** Only to be used in wall version (max. height 1000mm).

*** LED incl.

Opmerkingen

* Ta=25°C

** Enkel te gebruiken in wandversie (max. hoogte 1000mm).

*** LED incl.

Mini Up

Project Fabrimetal
Location Antwerp, Belgium

Photographer Serge Brison

Xharon

Sculpting with light

Xharon is a projector developed to meet lighting requirements of flexibility in specific environments such as museums, art galleries and commercial spaces. The key feature of this fitting is to achieve quality in technical lighting through high efficiency, optimum glare control and balanced beam angles. The movement of the cylindrical luminaire head and the separation between head and housing define the design of Xharon. The diversity of available accessories makes it possible to sculpt and enhance architectural spaces.

Sculpteren met licht

Xharon is een projector ontwikkeld voor het uitlichten van grotere ruimtes zoals musea, kunstgallerijen of commerciële ruimtes. De belangrijkste ontwikkelingseis is het bekomen van een technische lichtkwaliteit welke gekenmerkt wordt door lichtefficiëntie, optimale verblindingsreductie en lichtcontrole. Het bewegende lampgedeelte en de scheiding tussen behuizing en lampgedeelte kenmerkt de vormgeving van Xharon. Xharon projector, lichttechnologie met hoge kwaliteit en de diversiteit aan accessoires maken het mogelijk de architecturale ruimte met licht te sculpteren.

Xharon

Project Euroluce07
Location Milan, Italy

Photographer Kreon

Xharon

Xharon is designed for different light sources such as QT12-ax, HIT-TC and HIT, with power ratings from 35W to 100W. Highly efficient reflectors with high cut-off angles can be easily installed, allowing a rapid modification from narrow to medium-wide light beams. The direction of the luminaire head is adjusted with an Allen key, providing high precision for setting and fixing tilt and rotation angles. The projector is provided with a filter holder which can be upgraded with other 3 accessories to further model light. The filter holder also incorporates a small and efficient antidazzle ring and is easily mounted in the cylindrical lamp head, permitting fast substitution of filters without tools. A uniform illumination on vertical surfaces can be achieved with a wallwasher reflector.

Xharon is ontwikkeld voor verschillende naakte lichtbronnen zoals QT12-ax, HIT-TC en HIT met een vermogen variërend van 35W tot 100W. Hoogrendement reflectoren met verschillende uitstralingshoeken zijn zeer eenvoudig te installeren, wat een snelle wissel van smal, medium of breed stralende bundel mogelijk maakt. De richting van de lichtbundel wordt ingesteld met een inbussleutel waardoor een hoge precisie bekomen wordt in instelling en fixatie van de rotatie en inclinatie. De projector is voorzien van een aluminium filtermagazijn, dit magazijn kan uitgebreid worden tot 3 accessoires om het licht verder te sculpteren. Het magazijn voorziet ook in een ondiepe maar efficiënte verblindingsring en is op eenvoudige wijze bevestigd op het toestel zodat snelle effectwijzigingen mogelijk zijn zonder het gebruik van gereedschappen. Een uniforme verlichting op verticale oppervlakken kan bekomen worden door een wallwasher reflector.

White Xharon QT12-ax

Black Xharon QT12-ax with UV glass

Xharon

name	xharon	xharon	xharon	xharon	naam
lamptype	QT12-ax	HIT-TC	HIT-TC	HIT	lamptype
white	**kr**921211	**kr**921181	**kr**921281	**kr**921271	wit
*black	**kr**921212	**kr**921182	**kr**921282	**kr**921272	zwart*
	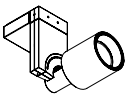	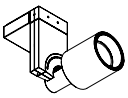	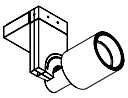	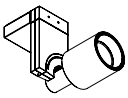	
LxWxH	275x185x300	275x185x300	275x185x300	275x185x300	LxBxH
fitting	GY6.35	G8.5	G8.5	G12	lampvoet
max. watt	100W	35W	70W	70W	max. watt
voltage	230V/12V	230V/5kV	230V/5kV	230V/5kV	voltage
symbol					symbool
gear	incl.	incl.	incl.	incl.	VSA
rotation/ inclination	2 x 180°/2 x 90°	2 x 180°/2 x 90°	2 x 180°/2 x 90°	2 x 180°/2 x 90°	rotatie/ inclinatie
IP	40	40	40	40	IP
class	1	1	1	1	klasse
orientation	↑	↑	↑	↑	oriëntatie
3 filter holder	incl.	incl.	incl.	incl.	3 filter magazijn
required					**noodzakelijk**
spot	**kr**720002	**kr**720082	**kr**720082	**kr**720072	spot
flood	**kr**720004	**kr**720084	**kr**720084	**kr**720074	flood
wide flood	**kr**720006	**kr**720086	**kr**720086	**kr**720076	wide flood
**wallwasher	**kr**720631	**kr**720631	**kr**720631	**kr**720631	wallwasher**
optional					**optioneel**
lenses					**lenzen**
***sculpture lens	**kr**720100	**kr**720100	**kr**720100	**kr**720100	sculptuur lens***
diffusing lens	**kr**720200	**kr**720200	**kr**720200	**kr**720200	egalisatielens
filters					**filters**
UV filter	**kr**720300	incl.	incl.	incl.	UV filter
IR filter	**kr**720400	**kr**720400	**kr**720400	**kr**720400	IR filter
skintone filter	**kr**720500	**kr**720500	**kr**720500	**kr**720500	skintone filter
daylight conv.	**kr**720600	**kr**720600	**kr**720600	**kr**720600	daglicht conv.
dichroic filters					**dichroic filters**
red	**kr**716316	**kr**716316	**kr**716316	**kr**716316	rood
blue	**kr**716336	**kr**716336	**kr**716336	**kr**716336	blauw
purple	**kr**716326	**kr**716326	**kr**716326	**kr**716326	paars
orange	**kr**716376	**kr**716376	**kr**716376	**kr**716376	oranje

Remarks

* Lamphead in high gloss.

** Cannot be used in combination with filters or lenses.

*** Use in combination with spot reflector.

Opmerkingen

* Lampgedeelte in hoogglans.

** Kan niet gebruikt worden in combinatie met filters of lenzen.

*** Gebruik in combinatie met spot reflector.

Xharon on-Styx

Project private gallery
Location Amsterdam, The Netherlands

Photographer Kreon

Xharon on-Styx

Project Kreon Italy Office
Location Milan, Italy

Photographer Kreon

Xharon on-Styx

Xharon can be singularly mounted or applied on its own rail system: Styx. The vertical gear boxes of the fitting combined with the horizontal line of Styx generates a dynamic composition. Integration with architecture is ensured by the possibility of painting the profile in the same colour as surrounding surfaces. This lighting system is extremely flexible since adding or subtracting projectors and changing their position is highly enabled. Xharon on-Styx provides a very flexible lighting system with great architectural integration and advanced lighting technology.

Xharon kan enkel gemonteerd of toegepast worden op een productspecifiek railsysteem: Styx. De combinatie van de verticale vsa behuizingen en de horizontale lijn van het Styx profiel creëert een dynamische, architecturale compositie. Integratie in de architectuur wordt verzekerd wanneer men het Styx profiel schildert in de kleur van de ruimte.
Het verlichtingssysteem Xharon on-Styx is extreem flexibel omdat het mogelijk is de projectoren toe te voegen of te verwijderen in functie van wisselende verlichtingsnoden. Xharon on-Styx biedt een hoge architecturale integratie en vooruitstrevende lichttechnologie.

Black Xharon on-Styx HIT with 1 circuit connection box

White Xharon on-Styx QT12-ax with UV glass

Xharon on-Styx

name	xharon on-styx profile*	on-styx connection box 1 circuit**	on-styx connection box 3 circuit**	electrical straight coupler	naam
white	**kr**724001	**kr**724011	**kr**724031		wit
black	**kr**724002	**kr**724012	**kr**724032	**kr**724053	zwart
	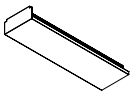		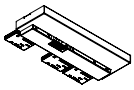	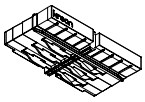	
LxWxH	Lx120x50	150x100x40	310x100x40	80x40x10	LxBxH
max.length	6000mm				max. lengte
max. load		2530W	2530W	2530W	max. belasting
voltage/amp	230V/11A	230V/11A	230V/11A	230V/11A	voltage/amp
circuit	3	1	3	3	stroomkring
connection	3x230V dimsignal	1x230V dimsignal	3x230V dimsignal	3x230V dimsignal	aansluiting
IP	40	40	40	40	IP
class	1	1	1	1	klasse
orientation	↑				oriëntatie

Remarks

Max. length single profile: 6000mm.

* Light units are movable on the profile.

** The connection box assures power supply to the profile.

Opmerkingen

Max. lengte enkel profiel: 6000mm.

* Lichtunits zijn verplaatsbaar op het profiel.

** De connection box verzekert de voeding van het profiel.

Xharon on-Styx

Project Arch 2008
Location London, UK

Photographer Kreon

Xharon on-Styx

name	xharon on-styx	xharon on-styx	xharon on-styx	xharon on-styx	naam
lamptype	QT12-ax	HIT-TC	HIT-TC	HIT	lamptype
white	**kr**924211	**kr**924181	**kr**924281	**kr**924271	wit
*black	**kr**924212	**kr**924182	**kr**924282	**kr**924272	zwart*
	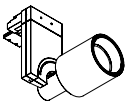	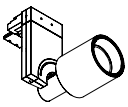	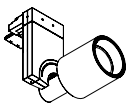	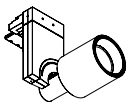	
LxWxH	275x185x300	275x185x300	275x185x300	275x185x300	LxBxH
fitting	GY6.35	G8.5	G8.5	G12	lampvoet
max. watt	100W	35W	70W	70W	max. watt
voltage	230V/12V	230V/5kV	230V/5kV	230V/5kV	voltage
symbol					symbool
gear	incl.	incl.	incl.	incl.	VSA
rotation/ inclination	2 x 180°/2 x 90°	2 x 180°/2 x 90°	2 x 180°/2 x 90°	2 x 180°/2 x 90°	rotatie/ inclinatie
IP	40	40	40	40	IP
class	1	1	1	1	klasse
orientation	↑	↑	↑	↑	oriëntatie
3 filter holder	incl.	incl.	incl.	incl.	3 filter magazijn
required					**noodzakelijk**
spot	**kr**720002	**kr**720082	**kr**720082	**kr**720072	spot
flood	**kr**720004	**kr**720084	**kr**720084	**kr**720074	flood
wide flood	**kr**720006	**kr**720086	**kr**720086	**kr**720076	wide flood
**wallwasher	**kr**720631	**kr**720631	**kr**720631	**kr**720631	wallwasher**
optional					**optioneel**
lenses					**lenzen**
***sculpture lens	**kr**720100	**kr**720100	**kr**720100	**kr**720100	sculptuur lens***
diffusing lens	**kr**720200	**kr**720200	**kr**720200	**kr**720200	egalisatielens
filters					**filters**
UV filter	**kr**720300	incl.	incl.	incl.	UV filter
IR filter	**kr**720400	**kr**720400	**kr**720400	**kr**720400	IR filter
skintone filter	**kr**720500	**kr**720500	**kr**720500	**kr**720500	skintone filter
daylight conv.	**kr**720600	**kr**720600	**kr**720600	**kr**720600	daglicht conv.
dichroic filters					**dichroic filters**
red	**kr**716316	**kr**716316	**kr**716316	**kr**716316	rood
blue	**kr**716336	**kr**716336	**kr**716336	**kr**716336	blauw
purple	**kr**716326	**kr**716326	**kr**716326	**kr**716326	paars
orange	**kr**716376	**kr**716376	**kr**716376	**kr**716376	oranje

Remarks

Adressable on request.

* Lamphead in high gloss.

** Cannot be used in combination with filters or lenses.

*** Use in combination with spot reflector.

Opmerkingen

Adresseerbaar op aanvraag.

* Lampgedeelte in hoogglans.

** Kan niet gebruikt worden in combinatie met filters of lenzen.

*** Gebruik in combinatie met spot reflector.

Xharon on-Styx

Project Kreon Italy Office
Location Milan, Italy

Photographer Kreon

Xharon on-Track

Project Villa T
Location Lanaken, Belgium

Architect ATELIER 229, Marc Haenen architecten
Photographer Serge Brison

Xharon on-Track

Xharon on-Track offers the opportunity to modify light settings simply and fast. Due to its extensive range of possible adjustments, this luminaire is suitable in spaces that need flexibility, such as galleries and commercial spaces. Xharon on-Track can also be applied to existing 3-circuit tracks.

Xharon on-Track biedt de mogelijkheid om eenvoudig en snel te kunnen inspelen op wisselende projecten en verlichtingsnoden. Door zijn verregaande instelbaarheid is dit toestel uitermate geschikt voor ruimtes die om flexibele lichtplanning vragen, zoals gallerijen en commerciële ruimtes. Xharon on-Track kan ook toegepast worden op een bestaand 3-fase trackprofiel.

White Xharon on-Track HIT-TC on white 3 circuit track

Black Xharon on-Track QT12-ax with diffusing lens

Xharon on-Track

name	xharon on-track	xharon on-track	xharon on-track	xharon on-track	naam
lamptype	QT12-ax	HIT-TC	HIT-TC	HIT	lamptype
white	**kr**927211	**kr**927181	**kr**927281	**kr**927271	wit
*black	**kr**927212	**kr**927182	**kr**927282	**kr**927272	zwart*
	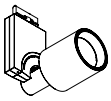	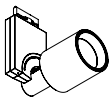	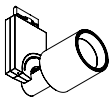	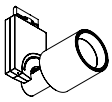	
LxWxH	275x185x300	275x185x300	275x185x300	275x185x300	LxBxH
fitting	GY6.35	G8.5	G8.5	G12	lampvoet
max. watt	100W	35W	70W	70W	max. watt
voltage	230V/12V	230V/5kV	230V/5kV	230V/5kV	voltage
symbol					symbool
gear	incl.	incl.	incl.	incl.	VSA
rotation/ inclination	2 x 180°/2 x 90°	2 x 180°/2 x 90°	2 x 180°/2 x 90°	2 x 180°/2 x 90°	rotatie/ inclinatie
IP	40	40	40	40	IP
class	1	1	1	1	klasse
orientation	↑	↑	↑	↑	oriëntatie
3 filter holder	incl.	incl.	incl.	incl.	3 filter magazijn
required					**noodzakelijk**
spot	**kr**720002	**kr**720082	**kr**720082	**kr**720072	spot
flood	**kr**720004	**kr**720084	**kr**720084	**kr**720074	flood
wide flood	**kr**720006	**kr**720086	**kr**720086	**kr**720076	wide flood
**wallwasher	**kr**720631	**kr**720631	**kr**720631	**kr**720631	wallwasher**
optional					**optioneel**
lenses					**lenzen**
***sculpture lens	**kr**720100	**kr**720100	**kr**720100	**kr**720100	sculptuur lens***
diffusing lens	**kr**720200	**kr**720200	**kr**720200	**kr**720200	egalisatielens
filters					**filters**
UV filter	**kr**720300	incl.	incl.	incl.	UV filter
IR filter	**kr**720400	**kr**720400	**kr**720400	**kr**720400	IR filter
skintone filter	**kr**720500	**kr**720500	**kr**720500	**kr**720500	skintone filter
daylight conv.	**kr**720600	**kr**720600	**kr**720600	**kr**720600	daglicht conv.
dichroic filters					**dichroic filters**
red	**kr**716316	**kr**716316	**kr**716316	**kr**716316	rood
blue	**kr**716336	**kr**716336	**kr**716336	**kr**716336	blauw
purple	**kr**716326	**kr**716326	**kr**716326	**kr**716326	paars
orange	**kr**716376	**kr**716376	**kr**716376	**kr**716376	oranje

Remarks

Adressable on request.

* Lamphead in high gloss.

** Cannot be used in combination with filters or lenses.

*** Use in combination with spot reflector.

Opmerkingen

Adresseerbaar op aanvraag.

* Lampgedeelte in hoogglans.

** Kan niet gebruikt worden in combinatie met filters of lenzen.

*** Gebruik in combinatie met spot reflector.

Xharon on-Track

Project Villa T
Location Lanaken, Belgium

Architect ATELIER 229, Marc Haenen architecten
Photographer Serge Brison

Xharon on-Track

Project Villa T
Location Lanaken, Belgium

Architect ATELIER 229, Marc Haenen architecten
Photographer Serge Brison

3-circuit track

name	3-circuit track surface mounted	3-circuit track surface mounted	end cap	naam
	2000mm	3000mm		
white	**kr**726021	**kr**726031	**kr**726501	wit
black	**kr**726022	**kr**726032	**kr**726502	zwart
aluminium	**kr**726023	**kr**726033	**kr**726503	aluminium
	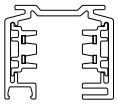	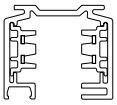	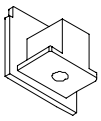	
*LxWxH	2000x36x32	3000x36x32	18x36x32	LxBxH*
max. watt.	3x3600W	3x3600W		max. watt.
voltage	3x16A/400V	3x16A/400V		voltage
IP	40	40		IP
class	1	1		klasse

name	end feed earth left	end feed earth right	mid feed	straight connector no feed	naam
white	**kr**726511	**kr**726521	**kr**726531	**kr**726541	wit
black	**kr**726512	**kr**726522	**kr**726532	**kr**726542	zwart
aluminium	**kr**726513	**kr**726523	**kr**726533	**kr**726543	aluminium
	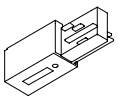	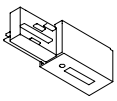	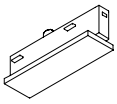	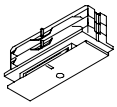	
LxWxH	68x36x32	68x36x32	130x36x8	58x15x0	LxBxH

name	recessed profile for surface track	mounting bracket recessed profile	recessed profile snap hanger	naam
aluminium	**kr**726055**	**kr**726056***	**kr**726057****	aluminium
	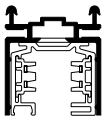	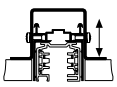	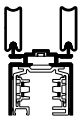	
LxWxH	4037x42x48	.x80x45	.x10x25	LxBxH

Remarks

* Outher dimension of track profile.

** Recessed profile of 4073mm (to be cut on installation site) combined with surface track. Required accessories to be choosen between kr726056 or kr726057.

*** Set of 6 brackets for gypsum installation.

**** Set of 6 snap hangers to suspend recessed profile.

Opmerkingen

* Buitenmaten van de track.

** Inbouw profiel van 4073mm (af te snijden aan de installatiezijde) om te gebruiken in combinatie met surface track systeem. Noodzakelijk accessoire te kiezen tussen kr726056 en kr726057.

*** Set van 6 haken voor gyproc installatie.

**** Set van 6 ophangbeugels om het ingebouwde profiel te bevestigen.

Xharon on-Track

Project Sala de Catas de Bodegas Cune
Location Haro, Spain

Architect Ninom Arquitectos. Madrid, Spain
Photographer Kreon

Made to measure

As well as the standard range, Kreon also offers you the option of adapting the systems listed to the dimensions of your project and personalising them in terms of light source, colour and dimensions. Please contact our project department for further information.

projects@kreon.com

Maatwerk

Kreon biedt — naast de standaardproducten— eveneens de mogelijkheid alle systemen aan te passen en te personaliseren in functie van een persoonlijk project. Deze aanpassingen zijn van toepassing op kleur, grootte of lichtbronnen. Gelieve contact op te nemen met onze afdeling lichtadvies voor verdere informatie.

projects@kreon.com

Light scenography

Essential to the Kreon philosophy is the positioning of the lighting units within the architectural space, taking account of the required function and the desired comfort. Day and night are fundamentally different from each other and can be brought closer together by the right light scenography, always with respect for their true nature. Kreon starts out from darkness and then, as it were, adds light in a delicate and emotional manner. Rhythm and surprise are discreetly incorported in the landscape by means of technology. Please contact our project department for further information.

Licht scenografie

Essentieel voor de Kreon filosofie is de positionering van de verlichtingstoestellen binnenin de architecturale ruimte waarbij rekening wordt gehouden met de vereiste functie en het gewenste comfort. Dag en nacht zijn wezenlijk verschillend van elkaar maar kunnen elkaar tegemoetkomen via een juiste licht scenografie, steeds in respect tot hun ware natuur. Kreon vertrekt vanuit de donkerte om daar op een delicate en emotionele manier lichtpunten aan toe te voegen. Ritme en emotie worden op een technische manier discreet in het landschap aangebracht. Gelieve contact op te nemen met onze afdeling lichtadvies voor verdere informatie.

Project Mazda Milano
Location Milan, Italy

Architect Studio Frog - Arch.ti Luzzi e Stabelini
Photographer Alessandro d'Onofrio

Kreon

Ceiling solutions
Kreon ceiling solutions provides a modular system in which lighting, air conditioning, electricity and data are combined in a compact layer. A prefabricated system of metal clip-in panelsmeans that you are offered a ceiling that is easily accessible and easy to maintain. Kreon ceiling solutions enables the architect to anticipate changing technical requirements without altering the original architecture. Kreon ceiling solutions takes care of the technical aspects and provides a pre-assembled package, leaving the architect free to focus on space, colour, light and material, with unbridled creativity and passion. As followers of the same philosophy, Kreon ceiling solutions and Kreon tools of light go together perfectly and together the two companies can offer a total concept that is architecturally unique and coherent. Two companies working side by side

Ceiling solutions
Kreon ceiling solutions biedt u een modulair systeem aan waarin verlichting, klimaatregeling, elektriciteit en databekabeling gecombineerd worden in één compacte laag. Een geprefabriceerd systeem van metalen plafondtegels, rustend in een metalen clipsysteem, biedt u een totaaloplossing aan voor gemakkelijk bereikbare en onderhoudsvriendelijke plafonds. Kreon, ceiling solutions biedt de architect de mogelijkheid te anticiperen op wijzigende technische vereisten, zonder te moeten ingrijpen in de originele structuur van het gebouw. Kreon, ceiling solutions verzorgt eveneens alle technische aspecten en levert pregeassembleerde pakketten. Dit laat de architect toe zich ten volle te kunnen richten op de ruimte, kleur, licht en materiaal met onbegrensde creativiteit en passie. Gezien Kreon ceiling solutions en Kreon tools of light dezelfde filosofie delen, kunnen deze twee bedrijven u steeds een totaalconcept bieden om, samen met u, tegemoet te komen aan al uw unieke en coherente architecturale wensen.

Kreon Ceiling solutions
Industrieweg Noord 1152
3660 Opglabbeek
Belgium
Tel +32 (0)89 81 97 80
Fax +32 (0)89 81 97 80
ceilingsolutions@kreon.com
www.kreon.com

Project Buro 5
Location Namur, Belgium

Architect Buro 5
Photographer Serge Brison



Project Buro 5
Location Namur, Belgium

Architect Buro 5
Photographer Serge Brison

symbol	abbreviation ZVEI	wattage P (W)	lamp voltage U (V)	lamp holder	Osram	half peak value (°)	luminous intensity (cd) flux (lm)
incandescent lamps							
	A60				**CLASSIC A**		
		40W	230V	E27	CLAS A FR 40		415lm
		60W	230V	E27	CLAS A FR 60		710lm
halogen lamps							
	QPAR16				**HALOPAR 16**		
		35W	230V	GU10			
		35W	230V	GU10	64820 FL	35°	600cd
		50W	230V	GU10	64824 FL	35°	950cd
		50W	230V	GU10			
		50W	230V	GU10			
		50W	230V	GU10			
		50W	230V	GZ10	64826 FL	35°	900cd
		50W	230V	GZ10			
	QPAR30				**HALOPAR 30**		
		75W	230V	E27	64841 SP	10°	6900cd
		75W	230V	E27	64841 FL	30°	2200cd
	QT32/m				**HALOLUX CERAM**		
		60W	230V	E27	64472 IM		790lm
		75W	230V	E27	64474 IM		1050lm
		100W	230V	E27	64476 IM		1470lm
		150W	230V	E27	64478 IM		2400lm
double ended halogen lamps							
	QT-DE12				**HALOLINE**		
		60W	230V	R7s (74,9)	64688		840lm
		100W	230V	R7s (74,9)	64690		1600lm
		100W	230V	R7s (114,2)			
		150W	230V	R7s (114,2)	64696		2400lm
		200W	230V	R7s (114,2)	64698		3500lm
		300W	230V	R7s (114,2)	64701		5300lm
low-voltage halogen lamps							
	QT9-ax				**HALOSTAR STARLITE**		
		10W	12V	G4	64415 S		130lm
		20W	12V	G4	64425 S		300lm
	QT12-ax				**HALOSTAR STARLITE**		
		20W	12V	GY6.35	64427 S		300lm
		35W	12V	GY6.35	64432 S		600lm
		50W	12V	GY6.35	64440 S		910lm
		75W	12V	GY6.35	64450 S		1450lm
		90W	12V	GY6.35	64458 S		1800lm
		100W	12V	GY6.35			

Philips	half peak value (°)	luminous intensity (cd) flux (lm)	GE lighting	half peak value (°)	luminous intensity (cd) flux (lm)
Standaard A-vorm mat			**Standard Lamps**		
MAT40WP2		415lm	40A1/FR/E27		415lm
MAT60WP2		710lm	60A1/FR/E27		700lm
Twistline			**MR16 Mains Start**		
18070	20°	500cd			
18042	40°	250cd	Q35MR16/230/FL	36°	400cd
18072	20°	1000cd			
18029	25°	1000cd			
18044	40°	400cd	Q50MR16/230/FL	36°	600cd
18031	50°	600cd			
18033	25°	1000cd	Q50MR16/230V/GZ10	36°	600cd
18035	50°	600cd			
HalogenA PAR30S			**PAR30**		
PAR30SHAL75SP	10°	5525cd	75PAR30/230/SP	10°	6900cd
PAR30SHAL75FL	30°	1700cd	75PAR30/230/FL	30°	2200cd
HalogenA Buisvormig					
13658		840lm			
13662		1550lm			
13946		2550lm			
Plusline			**Standard clear**		
PLUSLINE60		1320lm			
PLUSLINE100		1550lm	K14/Q100 T2.5/CL		1600lm
			K41/Q100 CL		1050lm
PLUSLINE150118		2250lm	K28/Q150 T2.5/CL		2100lm
PLUSLINE200		3520lm	K11/Q200 T2.5/CL		3100lm
PLUSLINE300		5600lm	K9/Q300 T2.5/CL		5100lm
Capsuleline			**Low Voltage single ended**		
13284		140lm	Q10T2,5/12V G4		140lm
14566		250lm	Q20T2,5/12V G4		320lm
Capsuleline			**Low Voltage single ended**		
13104		300lm	Q20T3/12V GY6.35		300lm
13103		600lm	Q35T3/12V GY6.35		600lm
13102		880lm	Q50T3/12V GY6.35		950lm
13101		1575lm	Q75T3/12V GY6.35		1350lm
13100		2200lm	M180/Q100/GY6.35		2150lm

symbol	abbreviation ZVEI	wattage P (W)	lamp voltage U (V)	lamp holder	Osram	half peak value (°)	luminous intensity (cd) flux (lm)
					HALOSTAR ENERGY SAVER		
		20W	12V	GY6.35			
		25W	12V	GY6.35	64429 ES		500lm
		30W	12V	GY6.35			
		35W	12V	GY6.35	64432 ES		900lm
		45W	12V	GY6.35			
		50W	12V	GY6.35	64440 ES		1250lm
		60W	12V	GY6.35			
		65W	12V	GY6.35	64447 ES		1700lm
low-voltage hal. refl. lamps							
	QR-LP111				**HALOSPOT 111**		
		35W	12V	G53	41832 SSP	4°	35000cd
		35W	12V	G53	41832 FL	24°	2500cd
		50W	12V	G53	41835 SSP	4°	40000cd
		50W	12V	G53	41835 SP	8°	20000cd
		50W	12V	G53	41835 FL	24°	4000cd
		50W	12V	G53	41835 WFL	45°	1400cd
		75W	12V	G53	41840 SP	8°	30000cd
		75W	12V	G53	41840 FL	24°	5300cd
		75W	12V	G53	41840 WFL	45°	2000cd
		100W	12V	G53	41850 SP	8°	48000cd
		100W	12V	G53	41850 FL	24°	8500cd
		100W	12V	G53	41850 WFL	45°	2800cd
					HALOSPOT 111 ENERGY SAVER		
		30W	12V	G53			
		30W	12V	G53			
		35W	12V	G53	48832 ES SP	8°	22500cd
		35W	12V	G53	48832 ES FL	24°	4500cd
		45W	12V	G53			
		45W	12V	G53			
		45W	12V	G53			
		50W	12V	G53	48835 ES SP	8°	33000cd
		50W	12V	G53	48835 ES FL	24°	5800cd
		50W	12V	G53	48835 ES WFL	45°	2000cd
		60W	12V	G53			
		60W	12V	G53			
		60W	12V	G53			
		65W	12V	G53	48837 ES SP	8°	45000cd
		65W	12V	G53	48837 ES FL	24°	8500cd
		65W	12V	G53	48837 ES WFL	45°	2800cd
	QR-51				**DECOSTAR 51 ALU**		
		20W	12V	GU5.3	41861 WFL	36°	700cd
		35W	12V	GU5.3	41866 WFL	36°	1100cd
		50W	12V	GU5.3	41871 WFL	36°	1800cd

Philips	half peak value (°)	luminous intensity (cd) flux (lm)	GE lighting	half peak value (°)	luminous intensity (cd) flux (lm)
MASTERCapsule					
18160		420lm			
18161		750lm			
18162		1250lm			
18163		1700lm			
Aluline 111			**AR111 - UV Control**		
			AR111 35W12V SP	8°	11000cd
			AR111 35W12V FL	24°	2400cd
14634	8°	23000cd	AR111 50W12V SP	8°	17800cd
14635	24°	4000cd	AR111 50W12V FL	24°	3000cd
14641	8°	30000cd	AR111 75W12V SP	8°	23500cd
14642	24°	5300cd	AR111 75W12V FL	24°	4750cd
14643	45°	1900cd	AR111 75W12V WFL	45°	1600cd
14644	8°	48000cd	AR111 100W12V SP	8°	43000cd
14645	24°	8500cd	AR111 100W12V FL	24°	7700cd
14646	45°	2800cd	AR111 100W12V WFL	45°	2400cd
MASTERLine 111					
14736	8°	23000cd			
14737	24°	4000cd			
14738	8°	33000cd			
14739	24°	5300cd			
14740	45°	1900cd			
14741	8°	48000cd			
14742	24°	8500cd			
14743	45°	2800cd			

symbol	abbreviation ZVEI	wattage P (W)	lamp voltage U (V)	lamp holder	Osram	half peak value (°)	luminous intensity (cd) flux (lm)
	QR-C51						
		20W	12V	GU5.3			
		35W	12V	GU5.3			
		50W	12V	GU5.3			
		50W	12V	GU5.3			
	QR-CBC35				**DECOSTAR 35 TITAN**		
		20W	12V	GU4	46890 SP	10°	4000cd
		20W	12V	GU4	46890 WFL	36°	700cd
		35W	12V	GU4	46892 SP	10°	6200cd
		35W	12V	GU4	46892 WFL	36°	1400cd
	QR-CBC51				**DECOSTAR 51 ENERGY SAVER**		
		20W	12V	GU5.3	48860 ES SP	10°	6000cd
		20W	12V	GU5.3	48860 ES FL	24°	2300cd
		20W	12V	GU5.3	48860 ES WFL	36°	1000cd
		20W	12V	GU5.3	48860 ES VWFL	60°	450cd
		30W	12V	GU5.3			
		30W	12V	GU5.3			
		30W	12V	GU5.3			
		30W	12V	GU5.3			
		35W	12V	GU5.3	48865 ES SP	10°	12500cd
		35W	12V	GU5.3	48865 ES FL	24°	4400cd
		35W	12V	GU5.3	48865 ES WFL	36°	2200cd
		35W	12V	GU5.3	48865 ES VWFL	60°	1100cd
		45W	12V	GU5.3			
		45W	12V	GU5.3			
		45W	12V	GU5.3			
		45W	12V	GU5.3			
		50W	12V	GU5.3	48870 ES SP	10°	15000cd
		50W	12V	GU5.3	48870 ES FL	24°	5700cd
		50W	12V	GU5.3	48870 ES WFL	36°	2850cd
		50W	12V	GU5.3	48870 ES VWFL	60°	1450cd
					DECOSTAR 51 TITAN		
		20W	12V	GU5.3	46860 SP	10°	5000cd
		20W	12V	GU5.3			
		20W	12V	GU5.3	46860 WFL	36°	780cd
		20W	12V	GU5.3	46860 VWFL	60°	350cd
		35W	12V	GU5.3	46865 SP	10°	8000cd
		35W	12V	GU5.3	46865 FL	24°	3100cd
		35W	12V	GU5.3	46865 WFL	36°	1500cd
		35W	12V	GU5.3	46865 VWFL	60°	700cd
		50W	12V	GU5.3	46870 SP	10°	12500cd
		50W	12V	GU5.3	46870 FL	24°	4400cd
		50W	12V	GU5.3	46870 WFL	36°	2200cd
		50W	12V	GU5.3	46870 VWFL	60°	1200cd

Philips	**half peak** value (°)	**luminous** intensity (cd) flux (lm)	**GE lighting**	**half peak** value (°)	**luminous** intensity (cd) flux (lm)
Brilliantline Alu			**Precise Alutech MR16**		
14715	36°	700cd	M269/BAB/CG/AL	36°	450cd
14716	36°	1500cd	M281/FMW/CG/AL	36°	1300cd
14717	36°	2100cd	M258/EXN/CG/AL	36°	1800cd
			M280/FNW/CG/AL	60°	700cd
Brilliantline			**Precise MR11**		
14624	10°	4800cd	M252/FTB/CG	10°	3960cd
14625	30°	690cd	M262/FTD/CG	26°	490cd
14626	10°	7000cd	M265/FTE/CG	10°	6300cd
14627	30°	1300cd	M266/FTF/CG	21°	2070cd
MASTERline ES					
18132	8°	6500cd			
18133	36°	1000cd			
18134	8°	11000cd			
18135	24°	3350cd			
18136	36°	1600cd			
18137	60°	750cd			
18138	8°	13500cd			
18139	24°	4400cd			
18140	36°	2200cd			
18141	60°	1050cd			
18142	8°	16000cd			
18143	24°	5450cd			
18144	36°	2850cd			
18145	60°	1300cd			
Brilliantline			**MR16 Start**		
14610	10°	5000cd	M268/ESX/CG/EC	12°	3150cd
14611	24°	1800cd			
14612	36°	780cd	M269/BAB/CG/EC	36°	450cd
14613	60°	350cd			
14614	10°	8000cd	FRB/CG/EC	12°	6750cd
14615	24°	3100cd			
14616	36°	1500cd	M281/FMW/CG/EC	36°	830cd
14617	60°	700cd			
14618	10°	13000cd	M249/EXT/CG/EC	12°	8550cd
14619	24°	4400cd	M250/EXZ/CG/EC	24°	2700cd
14620	36°	2200cd	M258/EXN/CG/EC	36°	1350cd
14621	60°	1100cd	M280/FNV/CG/EC	60°	630cd

symbol	abbreviation ZVEI	wattage P (W)	lamp voltage U (V)	lamp holder	Osram	half peak value (°)	luminous intensity (cd) flux (lm)
high pressure metal halide lamps							
	HIT				**POWERBALL HCI-T**		
		35W	(*)	G12	HCI-T 35/...		3500lm
		70W	(*)	G12	HCI-T 70/...		6800lm
		150W	(*)	G12	HCI-T 150/...		14500lm
	HIT-TC				**POWERBALL HCI-TC**		
		20W	(*)	G8.5	HCI-TC 20/...		1700lm
		35W	(*)	G8.5	HCI-TC 35/...		3400lm
		70W	(*)	G8.5	HCI-TC 70/...		6600lm
	HIT-TC-CE						
		20W	(*)	PGJ5			
		35W	(*)	PGJ5			
	HIT-DE				**POWERBALL HCI-TS**		
		70W	(*)	RX7s	HCI-TS 70/...		6500lm
		150W	(*)	RX7s-24	HCI-TS 150/...		14400lm
	HIPAR16(**)						
		20W	(*)	GX10			
		20W	(*)	GX10			
		20W	(*)	GX10			
	HIPAR20				**POWERBALL HCI-PAR**		
		35W	(*)	E27	HCI-PAR20 35/830 WDL PB 10D	10°	24000cd
		35W	(*)	E27	HCI-PAR20 35/830 WDL PB 30D	30°	5500cd
	HIPAR-L30				**POWERBALL HCI-PAR**		
		20W	(*)	E27	HCI-PAR30 20/830 WDL PB 10D	10°	24000cd
		20W	(*)	E27	HCI-PAR30 20/830 WDL PB 30D	30°	4000cd
		35W	(*)	E27	HCI-PAR30 35/830 WDL PB 10D	10°	46000cd
		35W	(*)	E27	HCI-PAR30 35/830 WDL PB 30D	30°	8500cd
		70W	(*)	E27	HCI-PAR30 70/830 WDL PB 10D	10°	70000cd
		70W	(*)	E27	HCI-PAR30 70/830 WDL PB 30D	30°	14000cd
		70W	(*)	E27	HCI-PAR30 70/830 WDL PB 40D	40°	9000cd
	HIR-CE111				**POWERBALL HCI-R111**		
		20W	(*)	GX8.5	HCI-R111 20/ 830 WDL PB 10D	10°	19000cd
		20W	(*)	GX8.5	HCI-R111 20/ 830 WDL PB 24D	24°	4400cd
		20W	(*)	GX8.5	HCI-R111 20/ 830 WDL PB 40D	40°	2200cd
		35W	(*)	GX8.5	HCI-R111 35/ 830 WDL PB 10D	10°	39000cd
		35W	(*)	GX8.5	HCI-R111 35/ 830 WDL PB 24D	24°	9500cd
		35W	(*)	GX8.5	HCI-R111 35/ 830 WDL PB 40D	40°	4500cd
		70W	(*)	GX8.5	HCI-R111 70/ 830 WDL PB 10D	10°	55000cd
		70W	(*)	GX8.5	HCI-R111 70/ 830 WDL PB 24D	24°	15000cd
		70W	(*)	GX8.5	HCI-R111 70/ 830 WDL PB 40D	40°	9000cd

(**) Official ZVEI abbreviation not known.

Philips	half peak value (°)	luminous intensity (cd) flux (lm)	GE lighting	half peak value (°)	luminous intensity (cd) flux (lm)
MASTERColour CDM-T			**ConstantColor Single Ended**		
CDMT35W...		3300lm	CMH35/T/UVC/U/.../G12		3400lm
CDMT70W...		6600lm	CMH70/T/UVC/U/.../G12		6400lm
CDMT150W...		12700lm	CMH150/T/UVC/U/.../G12		14000lm
MASTERColour CDM-TC			**ConstantColor Single Ended 'Mini's'**		
			CMH20/TC/UVC/U/.../G8.5		1650lm
CDMTC35W...		3300lm	CMH35/TC/UVC/U/.../G8.5		3400lm
CDMTC70W...		5900lm	CMH70/TC/UVC/U/.../G8.5		6200lm
MASTERColour CDM-Tm					
CDMTM20W...		1650lm			
CDMTM35W...		3000lm			
MASTERColour CDM-TD			**ConstantColor Double Ended**		
CDMTD70W...		6000lm	CMH70/TD/UVC/.../RX7s		7000lm
CDMTD150W...		14200lm	CMH150/TD/UVC/.../RX7s-24		14500lm
Mastercolour CDM-R Mini					
CDMRMin20W830 10	10°	11000cd	CMH20/MR16/UVC/830/GX10/SP	12°	9000cd
CDMRMin20W830 25	25°	3500cd	CMH20/MR16/UVC/830/GX10/FL	25°	2700cd
CDMRMin20W830 40	40°	1700cd			
MASTERColour CDM-R			**ConstantColor PAR 20**		
CDMR35WPAR20L10	10°	23000cd	CMH35/PAR20/UVC/.../ E27/SP	10°	22000cd
CDMR35WPAR20L30	30°	5000cd	CMH35/PAR20/UVC/.../ E27/FL	25°	7500cd
MASTERColour CDM-R			**ConstantColor PAR 30**		
CDMR35WPAR30L10	10°	44000cd	CMH35PAR30/UVC/.../ E27/SP	10°	42800cd
CDMR35WPAR30L30	30°	7400cd	CMH35PAR30/UVC/.../ E27/FL	25°	7500cd
CDMR70WPAR30L10	10°	68000cd	CMH70PAR30/UVC/.../ E27/SP	15°	43000cd
CDMR70WPAR30L30	30°	13500cd			
CDMR70WPAR30L40	40°	10000cd	CMH70PAR30/UVC/.../ E27/FL	40°	10000cd
MASTERColour CDM-R111					
CDMR11120W83010	10°	20000cd			
CDMR11120W83024	24°	4500cd			
CDMR11135W83010	10°	35000cd			
CDMR11135W83024	24°	8500cd			
CDMR11135W83040	40°	4000cd			
CDMR11170W83010	10°	50000cd			
CDMR11170W83024	24°	15000cd			
CDMR11170W83040	40°	9000cd			

symbol	abbreviation ZVEI	wattage P (W)	lamp voltage U (V)	lamp holder	Osram	half peak value (°)	luminous intensity (cd) flux (lm)
compact fluorescent lamps							
	TC-TSE				**DULUX EL LONGLIFE**		
		23W	230V	E27	DULUX EL LL 23 W/827 E27		1500lm
	TC-S				**DULUX S**		
		9W	(*)	G23	DULUX S 9 W		600lm
	TC-SEL				**DULUX S/E**		
		7W	(*)	2G7	DULUX S/E 7 W		400lm
		9W	(*)	2G7	DULUX S/E 9 W		600lm
		11W	(*)	2G7	DULUX S/E 11 W		900lm
	TC-D				**DULUX D**		
		10W	(*)	G24d-1	DULUX D 10 W		600lm
		13W	(*)	G24d-1	DULUX D 13 W		900lm
		18W	(*)	G24d-2	DULUX D 18 W		1200lm
		26W	(*)	G24d-3	DULUX D 26 W		1800lm
	TC-DEL				**DULUX D/E**		
		10W	(*)	G24q-1	DULUX D/E 10 W		600lm
		13W	(*)	G24q-1	DULUX D/E 13 W		900lm
		18W	(*)	G24q-2	DULUX D/E 18 W		1200lm
		26W	(*)	G24q-3	DULUX D/E 26 W		1800lm
	PLR				**DULUX T/E HE**		
		14W	(*)	GR14q-1	DULUX T/E GE 14W		1050lm
		17W	(*)	GR14q-1	DULUX T/E GE 17W		1250lm
	TC-TEL				**DULUX T/E**		
		18W	(*)	GX24q-2	DULUX T/E 18 W		1200lm
		26W	(*)	GX24q-3	DULUX T/E 26 W		1800lm
		32W	(*)	GX24q-3	DULUX T/E 32 W		2400lm
		42W	(*)	GX24q-4	DULUX T/E 42 W		3200lm
	TC-L				**DULUX L**		
		18W	(*)	2G11	DULUX L 18 W		1200lm
		24W	(*)	2G11	DULUX L 24 W		1800lm
		55W	(*)	2G11	DULUX L 55 W		4800lm
		80W	(*)	2G11	DULUX L 80 W		6000lm
	T2						
		7W	230V	GX53	from Sylvania		220lm
					ref: micro-lynx F 7W/...		
	CLF				**DorS Dimming GU10**		
		7W	230V	GU10	Megaman ref: MM 01017		86cd
		11W	230V	GU10	Megaman ref: MM 00697		110cd
fluorescent lamps							
	T16				**T5**		
		14W	(*)	G5	FH 14 W/... HE		1200lm
		21W	(*)	G5	FH 21 W/... HE		1900lm
		24W	(*)	G5	FQ 24 W/... HO		1750lm
		28W	(*)	G5	FH 28 W/... HE		2600lm
		35W	(*)	G5	FH 35 W/... HE		3300lm
		39W	(*)	G5	FQ 39 W/... HO		3100lm
		49W	(*)	G5	FQ 49 W/... HO		4300lm
		54W	(*)	G5	FQ 54 W/... HO		4450lm
		80W	(*)	G5	FQ 80 W/... HO		6150lm
	T26				**LUMILUX T8**		
		18W	(*)	G13	L 18 W		1350lm

(*) See specifications of ballast. / Zie specificaties van de ballast.
(**) Official ZVEI abbreviation not known.

Philips	half peak value (°)	luminous intensity (cd) flux (lm)	GE lighting	half peak value (°)	luminous intensity (cd) flux (lm)
MASTER PL Electronic					
PLE23WE27		1485lm			
MASTER PL-S 2 Pins			**Biax S - 2 pin**		
PLS9W...		600lm	F9BX/...GE MIH		425lm
MASTER PL-S 4 Pins			**Biax S/E - 4 pin**		
PLS7W...4P		400lm	F7BX/.../4P 2G7 MIH		425lm
PLS9W...4P		600lm	F9BX/.../4P 2G7 MIH		600lm
PLS11W...4P		900lm	F11BX/.../4P 2G7 MIH		900lm
MASTER PL-C 2 Pins			**BIAX D - 2 pin**		
PLC10W...		600lm	F10DBXT4/SPX../...		600lm
PLC13W...		900lm	F13DBXT4/SPX../...		900lm
PLC18W...		1200lm	F18DBXT4/SPX../...		1200lm
PLC26W...		1800lm	F26DBXT4/SPX../...		1710lm
MASTER PL-C 4 Pins			**BIAX D/E - 4 pin**		
PLC10W...4P		600lm	F10DBX/SPX../.../4P		600lm
PLC13W...4P		900lm	F13DBX/SPX../.../4P		900lm
PLC18W...4P		1200lm	F18DBX/SPX../.../4P		1200lm
PLC26W...4P		1800lm	F26DBX/SPX../.../4P		1710lm
MASTER PL-R eco					
PLRECO14W...		1050lm			
PLRECO17W...		1250lm			
MASTER PL-C 4 Pins			**BIAX T/E - 4 pin**		
PLT18W...4P		1200lm	F18TBX/SPX../.../A/4P		1200lm
PLT26W...4P		1800lm	F26TBX/SPX../.../A/4P		1710lm
PLT32W...4P		2400lm	F32TBX/SPX../.../AP4P		2200lm
PLT42W...4P		3200lm	F42TBX/SPX../.../EOL		3200lm
MASTER PL-L 4 Pins			**Biax L - 4 pin**		
PLL18W...		1200lm	F18BX/...		1250lm
PLL24W...		1800lm	F24BX/...		1800lm
PLL55W...		4800lm	F55BX/...		4850lm
PLL80W...		6000lm			
PLE7WGU10R50		60cd			
MASTER TL5			**Starcoat T5**		
TL514W...		1200lm	F14W/T5/...		1350lm
TL521W...		1900lm	F21W/T5/...		2100lm
TL524W...		1750lm	F24W/T5/...		2000lm
TL528W...		2600lm	F28W/T5/...		2900lm
TL535W...		3300lm	F35W/T5/...		3650lm
TL539W...		3100lm	F39W/T5/...		3500lm
TL549W...		4300lm	F49W/T5/...		4900lm
TL554W...		4450lm	F54W/T5/...		5000lm
TL580W...		6150lm	F80W/T5/...		7000lm
MASTER TL-D Super 80			**T8 Polylux XLr**		
TLD18W...		1350lm	F18W/...		1350lm

Up

kr972143 / **kr**972143 α=7.9°+7.9° β=8.2°+8.2° LOR=72.58%* LED

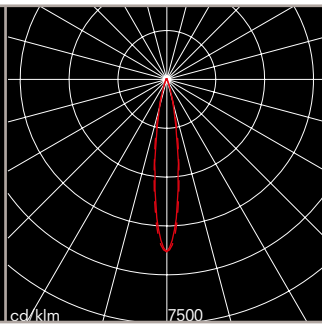

Down in-Line 76 Wallwasher

kr918013 α=20.5°+25.8° β=25.5°+25.5° LOR=35.33% QR-CBC51 50W

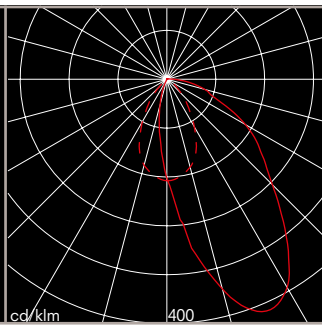

Down in-Line 183 Wallwasher

kr918803 α=19.3°+30.6° β=35.6°+35.6° LOR=29.64% QT12-ax 50W

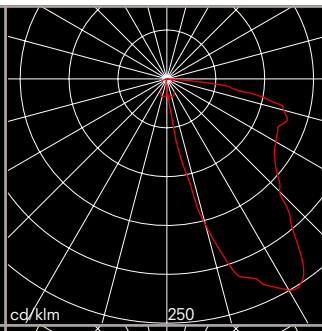

kr918843 α=19.3°+30.6° β=35.6°+35.6° LOR=29.64% HIT-TC 35W

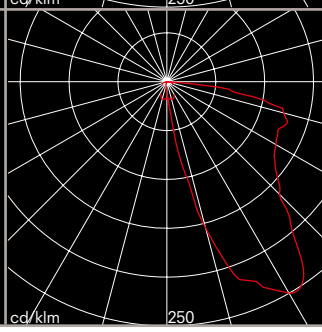

Remark: *efficiency with UV-glass.

H[m]	D[m]	MaxLux	ELux
5.00	0.29	208	136
4.00	0.57	52	34
3.00	0.86	23	15
2.00	1.15	13	8
1.00	1.43	8	5

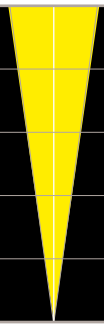

H[m]	D[m]	MaxLux	ELux
1.00	1.04	227	109
2.00	2.09	57	27
3.00	3.13	25	12
4.00	4.18	14	7
5.00	5.22	9	4



H[m]	D[m]	MaxLux	ELux
1.00	0.29	163	52
2.00	0.57	41	13
3.00	0.86	18	6
4.00	1.15	10	3
5.00	1.43	7	2

H[m]	D[m]	MaxLux	ELux
1.00	0.29	626	199
2.00	0.57	156	50
3.00	0.86	70	22
4.00	1.15	39	12
5.00	1.43	25	8

Opmerking: *rendement met UV-glas.

kr706002 α=4°+4° LOR=98.72% QT12-ax 50W

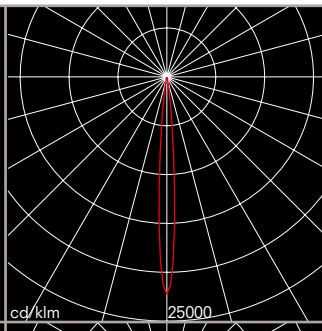

kr706004 α=13°+13° LOR=85.44% QT12-ax 50W

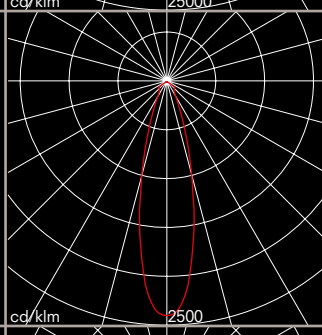

kr706006 α=24.1°+24.1° LOR=78.36% QT12-ax 50W

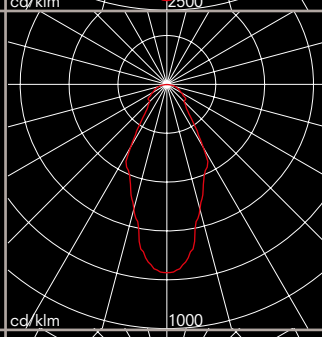

kr7000583 α=7°+7° LOR=50.1%* HIT-TC 35W

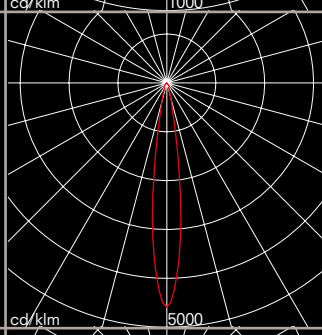

kr700585 α=16.8°+16.8° LOR=57.2%* HIT-TC 35W

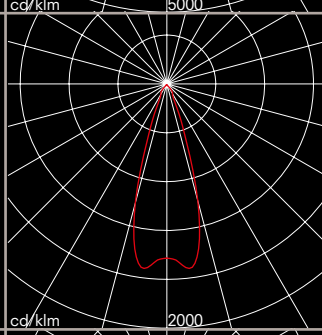

kr706002 α=30.1°+30.1° LOR=61.2%* HIT-TC 35W

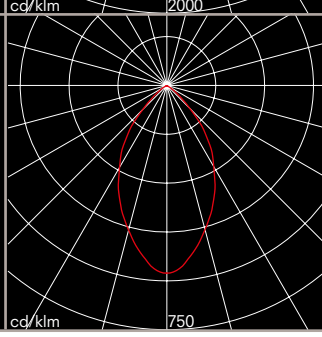

Remark: *efficiency with UV-glass.

H[m]	1.00	**D[m]**	0.14	**MaxLux**	20125	**ELux**	13032
	2.00		0.28		5031		3258
	3.00		0.42		2236		1448
	4.00		0.57		1258		814
	5.00		0.71		805		521
H[m]	1.00	**D[m]**	0.46	**MaxLux**	2131	**ELux**	1337
	2.00		0.92		533		334
	3.00		1.38		237		149
	4.00		1.84		133		84
	5.00		2.30		85		53
H[m]	1.00	**D[m]**	0.89	**MaxLux**	710	**ELux**	374
	2.00		1.79		177		94
	3.00		2.68		79		42
	4.00		3.57		44		23
	5.00		4.47		28		15
H[m]	1.00	**D[m]**	0.25	**MaxLux**	16330	**ELux**	10399
	2.00		0.49		4083		2600
	3.00		0.74		1814		1155
	4.00		0.99		1021		650
	5.00		1.23		653		416
H[m]	1.00	**D[m]**	0.60	**MaxLux**	5021	**ELux**	3398
	2.00		1.21		1255		850
	3.00		1.81		558		378
	4.00		2.42		314		212
	5.00		3.02		201		136
H[m]	1.00	**D[m]**	0.14	**MaxLux**	2012	**ELux**	989
	2.00		0.28		503		247
	3.00		0.42		224		110
	4.00		0.57		126		62
	5.00		0.71		80		40

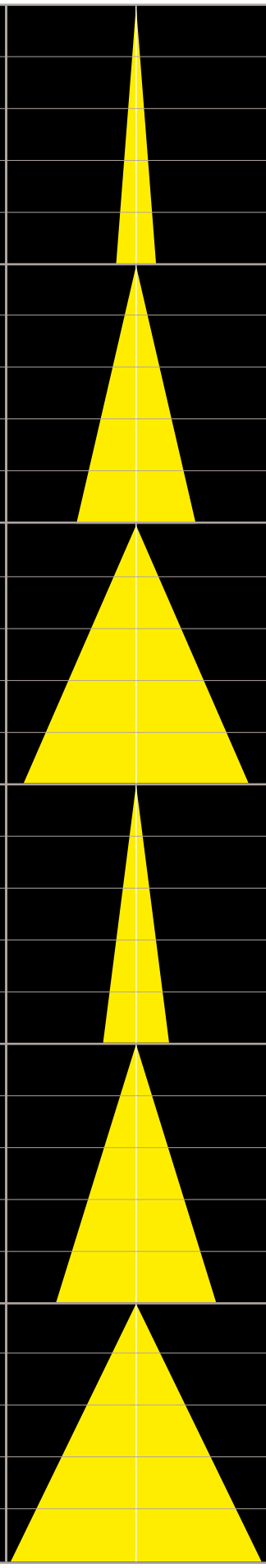

Opmerking: *rendement met UV-glas.

Maxi Down, Down in-Line 183

kr958953/ **kr**918953 α=9.1°+9.1° LOR=61.41%* HIT-DE 150W

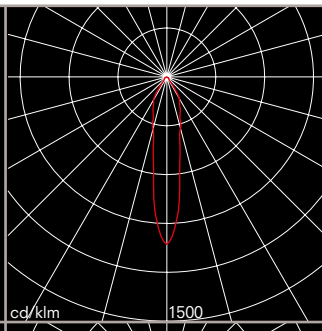

kr958963/ **kr**918963 α=20.4°+20.4° LOR=54.26%* HIT-DE 150W

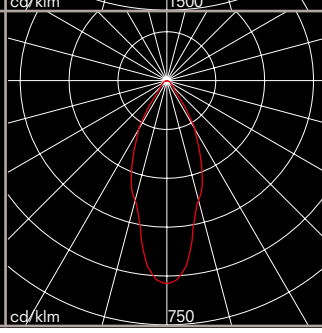

Diapason Cover

kr976573 α=48.2°+48.2° LOR=59.84% PL-R eco 17W

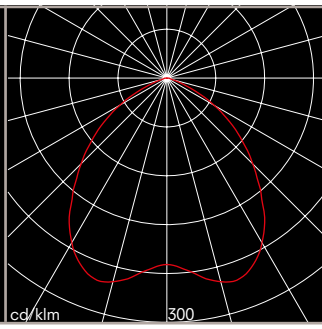

Small Diapason LED

kr976301 α=15.3°+15.3° LOR=73.75% LED

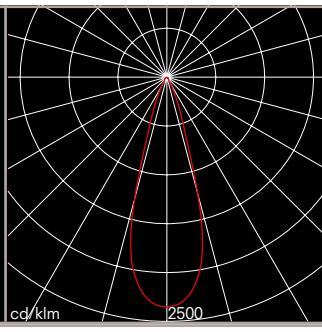

Remark: *efficiency with UV-glass.

H[m]	D[m]	MaxLux	ELux
1.00	0.32	14574	8533
2.00	0.64	3643	2133
3.00	0.96	1619	948
4.00	1.29	911	533
5.00	1.61	583	341

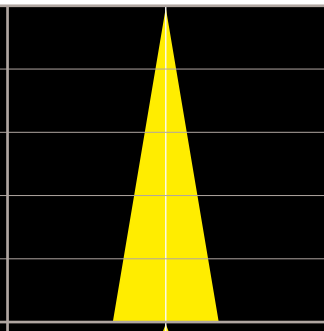

H[m]	D[m]	MaxLux	ELux
1.00	0.75	7476	4164
2.00	1.49	1869	1041
3.00	2.24	831	463
4.00	2.98	467	260
5.00	3.73	299	167

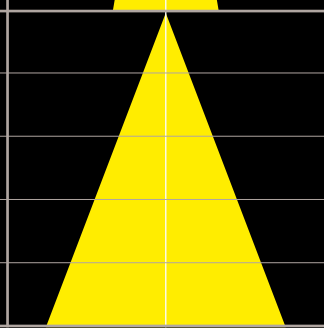

H[m]	D[m]	MaxLux	ELux
1.00	2.24	251	97
2.00	4.48	63	24
3.00	6.72	28	11
4.00	8.96	16	6
5.00	11.20	10	4

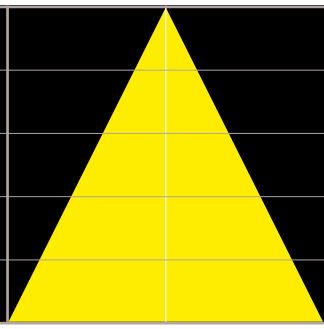

H[m]	D[m]	MaxLux	ELux
1.00	0.55	589	382
2.00	1.09	147	96
3.00	1.64	65	42
4.00	2.18	37	24
5.00	2.73	24	15

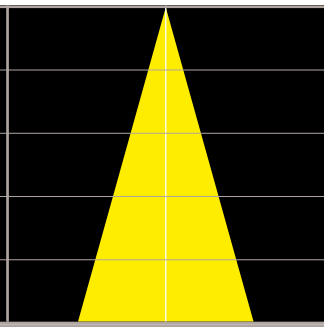

Opmerking: *rendement met UV-glas.

Maxi Down, Down in-Line 183

kr958813/**kr**918813 α=37.1°+37.1° β=37.7°+37.7° LOR=56.71% TC-TEL 18W

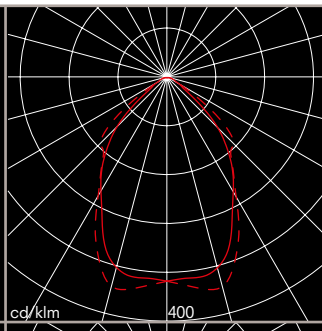

kr958823/**kr**918853 α=39.6°+39.6° β=38.4°+38.4° LOR=56.31% TC-TEL 26W

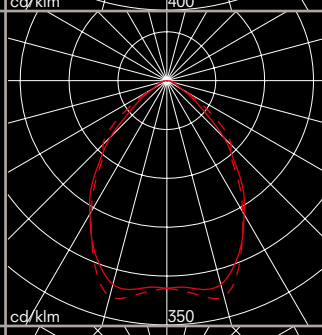

kr958853/**kr**928823 α=38.6°+38.6° β=48.1°+48.1° LOR=47.19% TC-TEL 2x18W

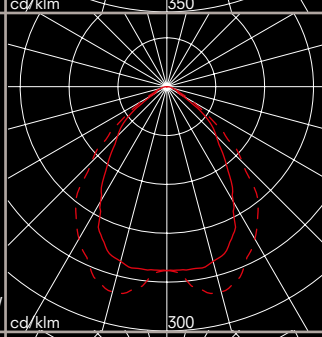

kr958863/**kr**928863 α=39.2°+39.2° β=46.1°+46.1° LOR=47.14% TC-TEL 2x26W

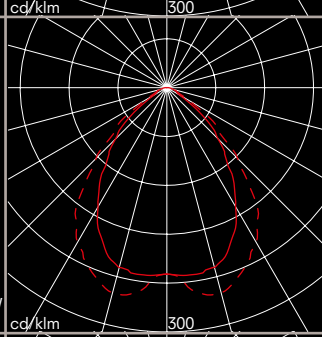

kr958983/**kr**918983 with **kr**918983 α=7.0°+7.0° LOR=57.77%* HIT 70W

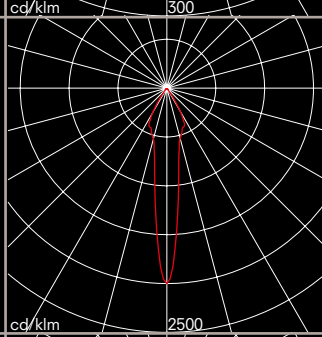

kr958983/**kr**918983 with **kr**758985 α=22.7°+22.7° LOR=56.92%* HIT 70W

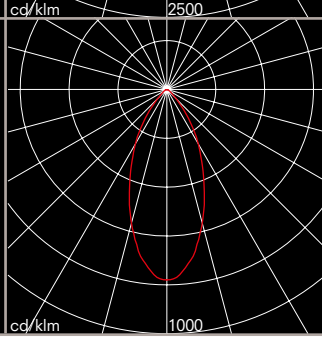

Remark: *efficiency with UV-glass.

H[m]	1.00	**D[m]**	1.51	**MaxLux**	411	**ELux**	195
	2.00		3.02		103		49
	3.00		4.53		46		22
	4.00		6.04		26		12
	5.00		7.56		16		8
H[m]	1.00	**D[m]**	1.65	**MaxLux**	555	**ELux**	266
	2.00		3.31		139		67
	3.00		4.96		62		30
	4.00		6.62		35		17
	5.00		8.27		22		11
H[m]	1.00	**D[m]**	1.60	**MaxLux**	585	**ELux**	241
	2.00		3.20		146		60
	3.00		4.79		65		27
	4.00		6.39		37		15
	5.00		7.99		23		10
H[m]	1.00	**D[m]**	1.63	**MaxLux**	881	**ELux**	376
	2.00		3.26		220		94
	3.00		4.90		98		42
	4.00		6.53		55		24
	5.00		8.16		35		15
H[m]	1.00	**D[m]**	0.24	**MaxLux**	14416	**ELux**	8923
	2.00		0.49		3604		2231
	3.00		0.73		1602		991
	4.00		0.98		901		558
	5.00		1.22		577		357
H[m]	1.00	**D[m]**	0.84	**MaxLux**	5586	**ELux**	3122
	2.00		1.67		1397		781
	3.00		2.51		621		347
	4.00		3.35		349		195
	5.00		4.19		223		125

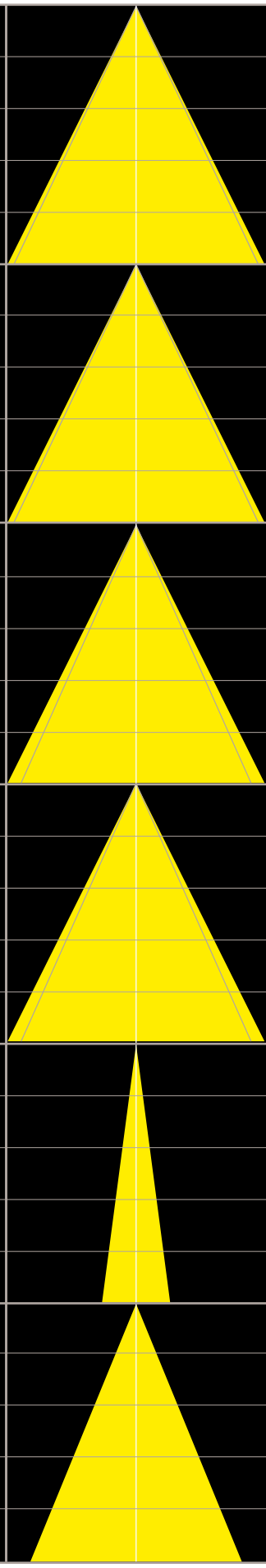

Opmerking: *rendement met UV-glas.

Cadre, Prologe

kr760942 α=44.7°+44.7° β=36.1°+36.1° LOR=67.99% T16 24W

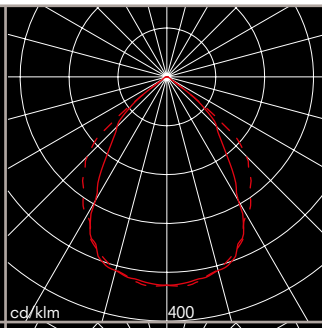

kr760952 α=44.7°+44.7° β=36.1°+36.1° LOR=67.99% T16 39W

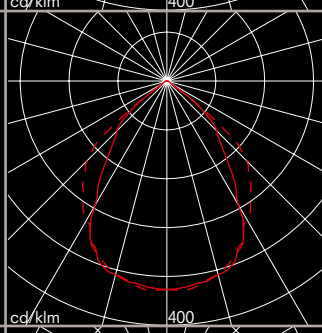

kr760962 α=44.7°+44.7° β=36.1°+36.1° LOR=67.99% T16 54W

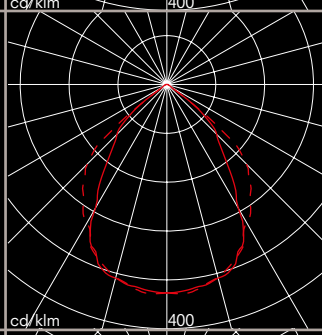

kr760972 α=44.7°+44.7° β=36.1°+36.1° LOR=67.99% T16 80W

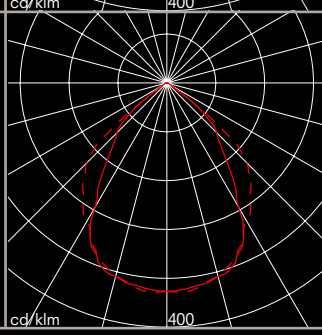

Remark: *efficiency with UV-glass.

H[m]	D[m]	MaxLux	ELux
1.00	1.98	737	318
2.00	3.96	184	80
3.00	5.94	82	35
4.00	7.92	46	20
5.00	9.91	29	13

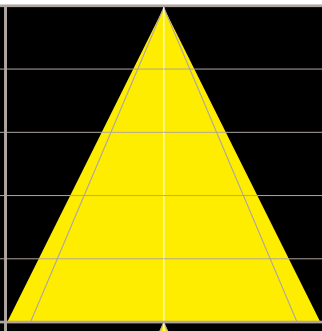

H[m]	D[m]	MaxLux	ELux
1.00	1.98	1306	564
2.00	3.96	327	141
3.00	5.94	145	63
4.00	7.92	82	35
5.00	9.91	52	23

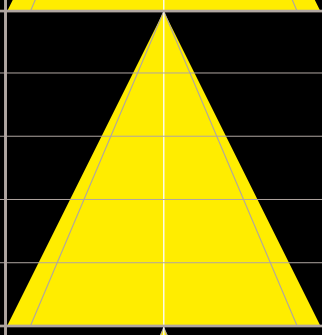

H[m]	D[m]	MaxLux	ELux
1.00	1.98	1875	810
2.00	3.96	469	202
3.00	5.94	208	90
4.00	7.92	117	51
5.00	9.91	75	32

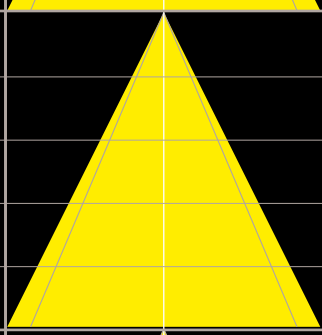

H[m]	D[m]	MaxLux	ELux
1.00	1.98	2591	1119
2.00	3.96	648	280
3.00	5.94	288	124
4.00	7.92	162	70
5.00	9.91	104	45

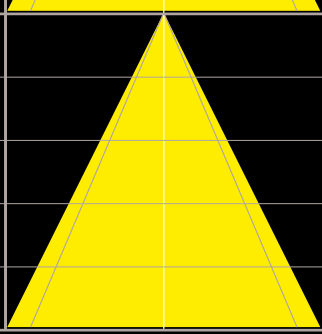

Opmerking: *rendement met UV-glas.

Prologe 145

kr985762 α=44.9°+44.9° LOR=66.26% T16 39W

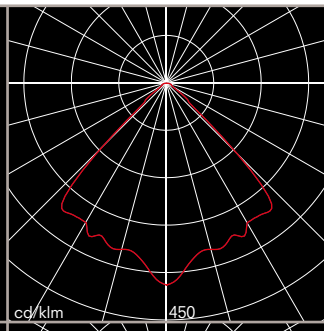

kr985772 α=44.9°+44.9° LOR=66.26% T16 54W

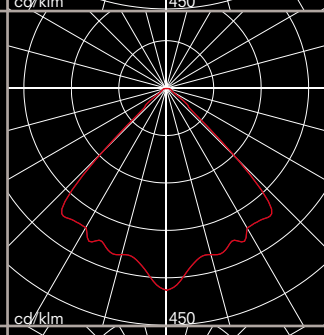

kr985251 α=43.2°+43.2° β=41.7°+41.4° LOR=38.25% TC-TEL 42W

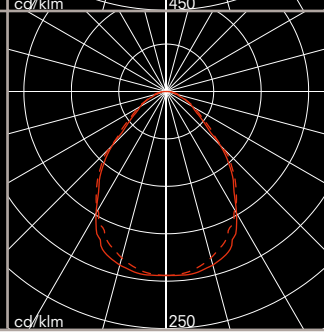

Erubo

kr720602 α=3.5°+3.5° LOR=66.75%* QT12-ax 50W

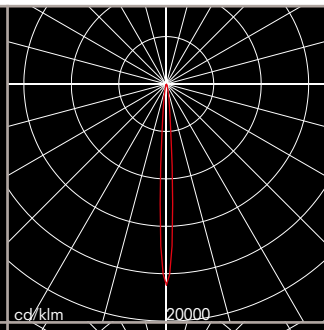

kr720604 α=12.3°+12.3° LOR=44.85%* QT12-ax 50W

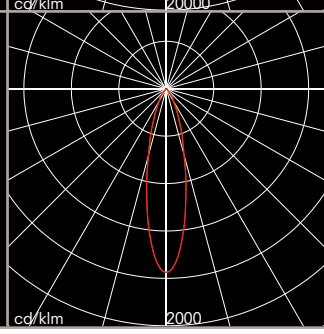

Remark: *efficiency with UV-glass.

H[m]	D[m]	MaxLux	ELux
1.00	2.00	1193	454
2.00	3.99	298	114
3.00	5.99	133	50
4.00	7.98	75	28
5.00	9.98	48	18

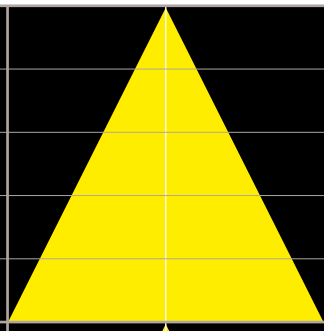

H[m]	D[m]	MaxLux	ELux
1.00	2.00	1712	652
2.00	3.99	428	163
3.00	5.99	190	72
4.00	7.98	107	41
5.00	9.98	68	26

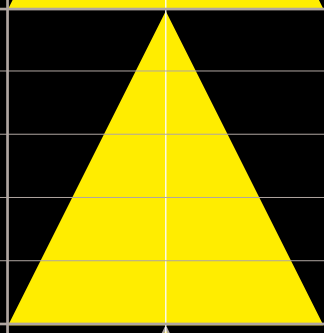

H[m]	D[m]	MaxLux	ELux
1.00	1.88	622	256
2.00	3.75	156	64
3.00	5.63	69	28
4.00	7.50	39	16
5.00	9.38	25	10

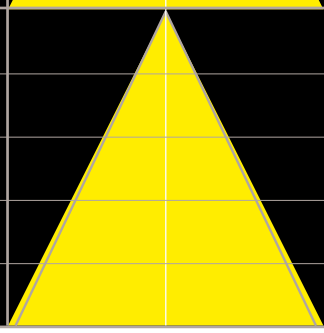

H[m]	D[m]	MaxLux	ELux
1.00	0.12	15479	10037
2.00	0.25	3870	2509
3.00	0.37	1720	1115
4.00	0.49	967	627
5.00	0.61	619	401

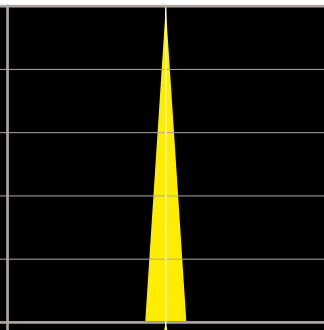

H[m]	D[m]	MaxLux	ELux
1.00	0.43	1398	860
2.00	0.87	350	215
3.00	1.30	155	96
4.00	1.74	87	54
5.00	2.17	56	34

Opmerking: *rendement met UV-glas.

kr720606 α=24.2°+24.2° LOR=74.06%* QT12-ax 50W

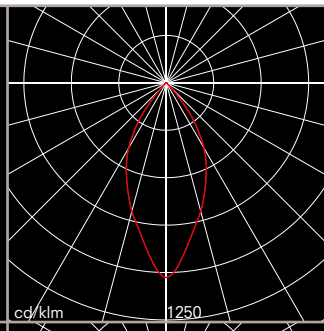

kr706002 α=4.7°+4.7° LOR=60.77% HIT-TC-CE 20W

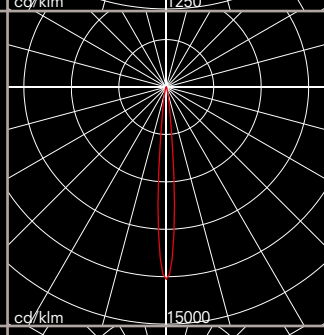

kr706004 α=12.9°+12.9° LOR=45.40% HIT-TC-CE 20W

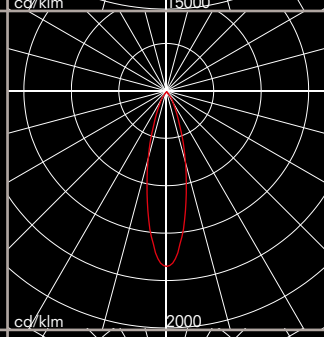

kr706006 α=24.6°+24.6° LOR=62.37% HIT-TC-CE 20W

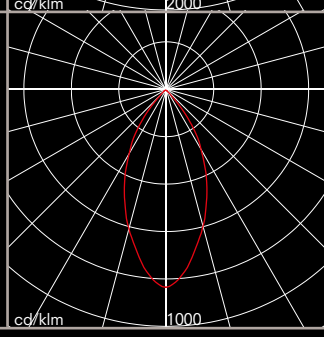

Remark: *efficiency with UV-glass.

H[m]	1.00	**D[m]**	0.90	**MaxLux**	954	**ELux**	493
	2.00		1.80		238		123
	3.00		2.70		106		55
	4.00		3.60		60		31
	5.00		4.50		38		20

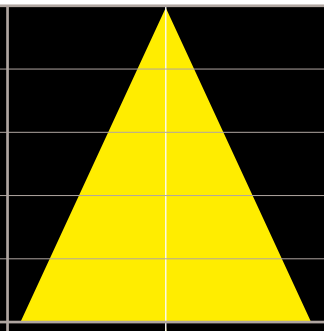

H[m]	1.00	**D[m]**	0.16	**MaxLux**	19959	**ELux**	12994
	2.00		0.33		4990		3248
	3.00		0.49		2218		1444
	4.00		0.66		1247		812
	5.00		0.82		798		520

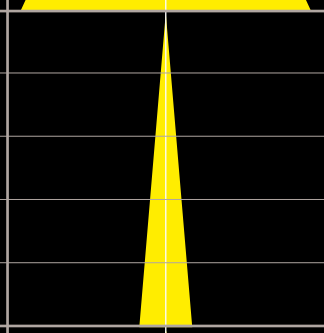

H[m]	1.00	**D[m]**	0.46	**MaxLux**	2408	**ELux**	1475
	2.00		0.92		602		369
	3.00		1.38		268		164
	4.00		1.84		150		92
	5.00		2.29		96		59

H[m]	1.00	**D[m]**	0.91	**MaxLux**	1355	**ELux**	720
	2.00		1.83		339		180
	3.00		2.74		151		80
	4.00		3.65		85		45
	5.00		4.57		54		29

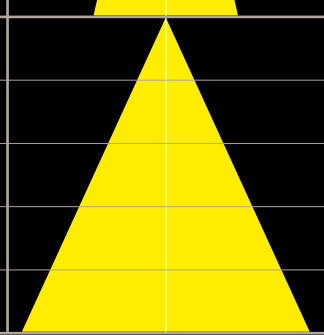

Opmerking: *rendement met UV-glas.

Aplis, Holon, Xharon

kr720002 α=3.8°+3.8° LOR=70%* QT12-ax 100W

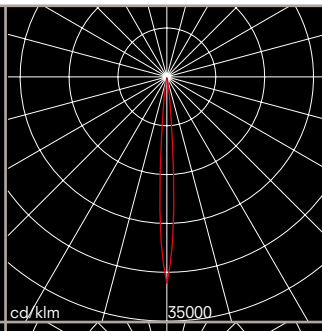

kr720004 α=11.5°+11.5° LOR=70.5%* QT12-ax 100W

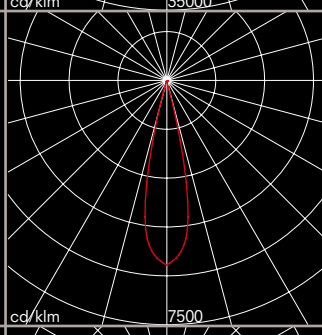

kr720006 α=23.2°+23.2° LOR=71.9%* QT12-ax 100W

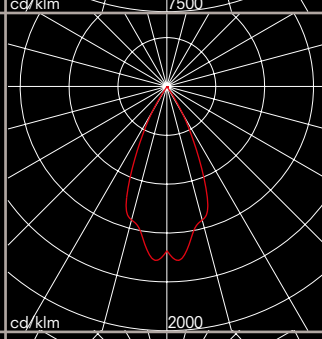

kr720002 α=3.8°+3.8° LOR=70%* HIT-TC-CE 20W

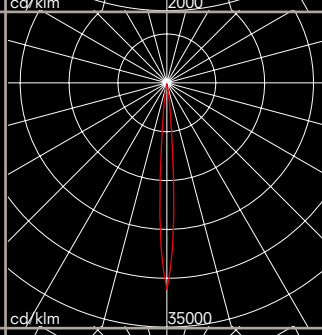

kr720004 α=11.5°+11.5° LOR=70.5%* HIT-TC-CE 20W

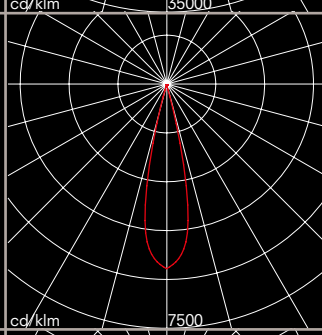

kr720006 α=23.2°+23.2° LOR=71.9%* HIT-TC-CE 20W

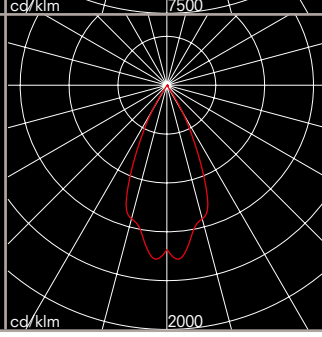

Remark: *efficiency with UV-glass.

H[m]	1.00	**D[m]**	0.13	**MaxLux**	64177	**ELux**	40413
	2.00		0.27		16044		10103
	3.00		0.40		7131		4490
	4.00		0.53		4011		2526
	5.00		0.66		2567		1617
H[m]	1.00	**D[m]**	0.41	**MaxLux**	13757	**ELux**	8908
	2.00		0.81		3439		2227
	3.00		1.22		1529		990
	4.00		1.63		860		557
	5.00		2.04		550		356
H[m]	1.00	**D[m]**	0.86	**MaxLux**	3559	**ELux**	2044
	2.00		1.71		890		511
	3.00		2.57		395		227
	4.00		3.43		222		128
	5.00		4.29		142		82
H[m]	1.00	**D[m]**	0.13	**MaxLux**	48132	**ELux**	30581
	2.00		0.27		12033		7645
	3.00		0.40		5348		3398
	4.00		0.53		3008		1911
	5.00		0.66		1925		1223
H[m]	1.00	**D[m]**	0.41	**MaxLux**	9273	**ELux**	6083
	2.00		0.81		2318		1521
	3.00		1.22		1030		676
	4.00		1.63		580		380
	5.00		2.04		371		346
H[m]	1.00	**D[m]**	0.86	**MaxLux**	2294	**ELux**	1408
	2.00		1.71		573		352
	3.00		2.57		255		156
	4.00		3.43		143		88
	5.00		4.29		92		56

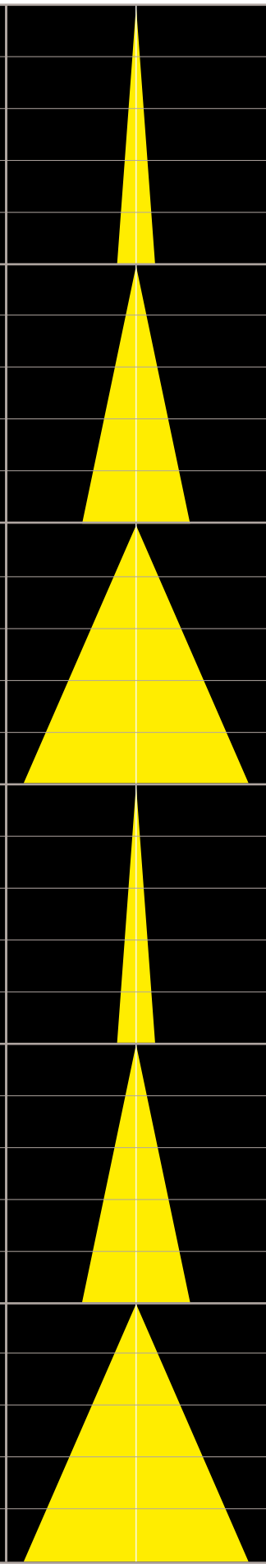

Opmerking: *rendement met UV-glas.

kr720002 α=3.8°+3.8° LOR=70%* HIT-TC-CE 35W

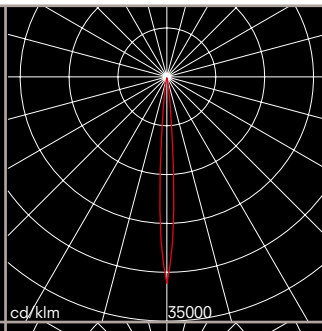

kr720004 α=11.5°+11.5° LOR=70.5%* HIT-TC-CE 35W

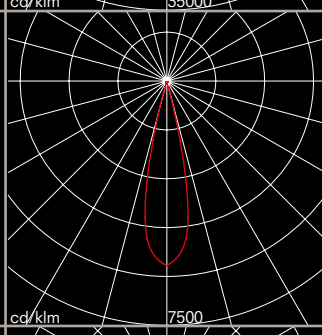

kr720006 α=23.2°+23.2° LOR=71.9%* HIT-TC-CE 35W

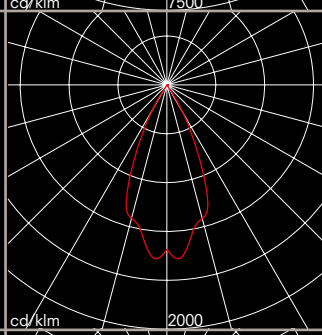

kr720072 α=4.2°+4.2° LOR=68.3%* HIT 70W

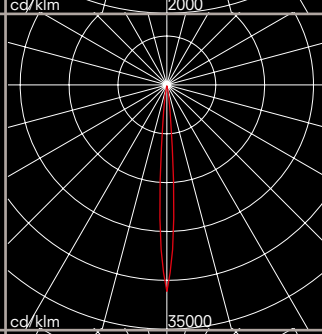

kr720074 α=11.1°+11.1° LOR=69.8%* HIT 70W

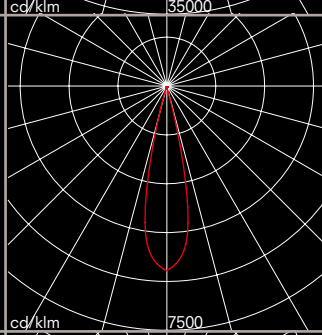

kr720076 α=23.8°+23.8° LOR=71.2%* HIT 70W

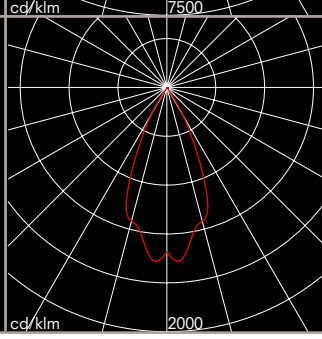

Remark: *efficiency with UV-glass.

H[m]	1.00	**D[m]**	0.13	**MaxLux**	87514	**ELux**	55601
	2.00		0.27		21878		13900
	3.00		0.40		9724		6178
	4.00		0.53		5470		3475
	5.00		0.66		3501		2224
H[m]	1.00	**D[m]**	0.41	**MaxLux**	16859	**ELux**	11060
	2.00		0.81		4215		2765
	3.00		1.22		1873		1229
	4.00		1.63		1054		691
	5.00		2.04		674		442
H[m]	1.00	**D[m]**	0.86	**MaxLux**	4358	**ELux**	2532
	2.00		1.71		1090		633
	3.00		2.57		484		281
	4.00		3.43		272		158
	5.00		4.29		174		101
H[m]	1.00	**D[m]**	0.17	**MaxLux**	78411	**ELux**	47146
	2.00		0.34		19603		11786
	3.00		0.51		8712		5238
	4.00		0.67		4901		2947
	5.00		0.84		3136		1886
H[m]	1.00	**D[m]**	0.46	**MaxLux**	23671	**ELux**	16392
	2.00		0.93		5918		4098
	3.00		1.39		2630		1821
	4.00		1.86		1479		1024
	5.00		2.32		947		656
H[m]	1.00	**D[m]**	0.84	**MaxLux**	9456	**ELux**	6062
	2.00		1.67		2364		1515
	3.00		2.51		1051		674
	4.00		3.35		591		379
	5.00		4.18		378		242

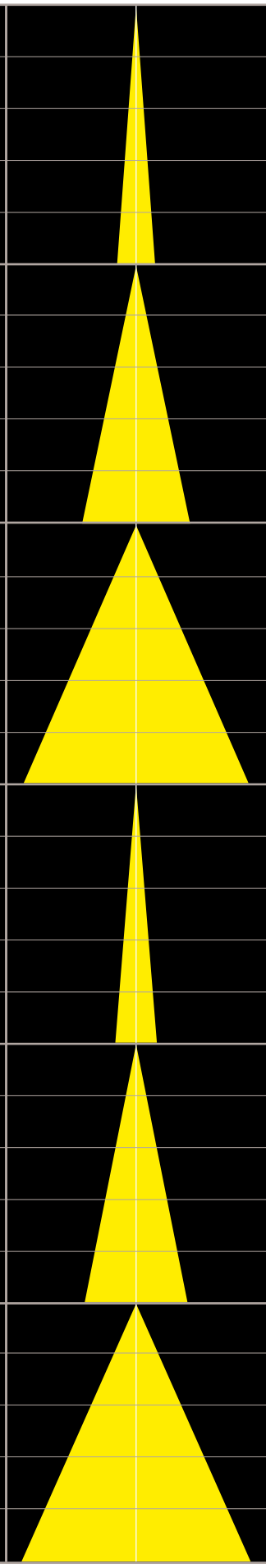

Opmerking: *rendement met UV-glas.

Aplis, Diapason Cover, Holon, Xharon

kr720082 α=4.7°+4.7° LOR=65.4%* HIT-TC 35W

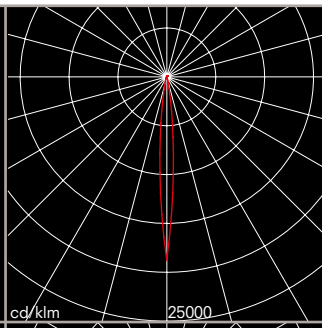

kr720084 α=13.1°+13.1° LOR=65.3%* HIT-TC 35W

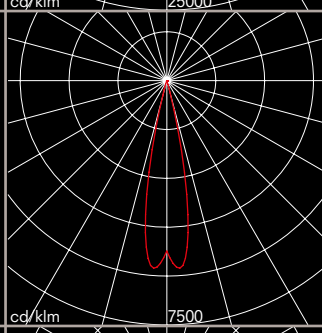

kr720086 α=22.7°+22.4° LOR=70%* HIT-TC 35W

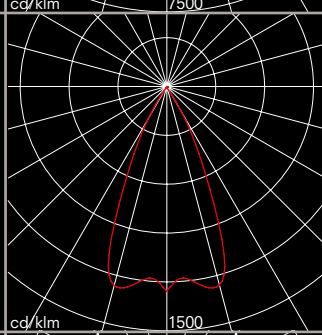

kr720082 α=4.7°+4.7° LOR=65.4%* HIT-TC 70W

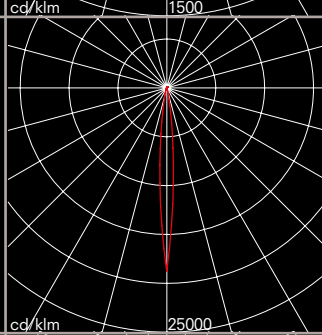

kr720084 α=13.1°+13.1° LOR=65.3%* HIT-TC 70W

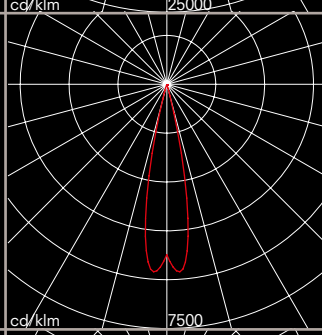

kr720086 α=22.7°+22.7° LOR=70%* HIT-TC 70W

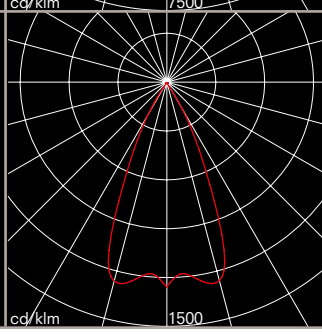

Remark: *efficiency with UV-glass.

H[m]	1.00	**D[m]**	0.15	**MaxLux**	61185	**ELux**	36875
	2.00		0.30		15296		9219
	3.00		0.44		6798		4097
	4.00		0.59		3824		2305
	5.00		0.74		2447		1475
H[m]	1.00	**D[m]**	0.39	**MaxLux**	18625	**ELux**	12574
	2.00		0.77		4656		3144
	3.00		1.16		2069		1397
	4.00		1.55		1164		786
	5.00		1.94		745		503
H[m]	1.00	**D[m]**	0.87	**MaxLux**	4073	**ELux**	2606
	2.00		1.75		1018		652
	3.00		2.62		453		290
	4.00		3.49		255		163
	5.00		4.37		163		104
H[m]	1.00	**D[m]**	0.15	**MaxLux**	122370	**ELux**	73749
	2.00		0.30		30593		18437
	3.00		0.44		13597		8194
	4.00		0.59		7648		4609
	5.00		0.74		4895		2950
H[m]	1.00	**D[m]**	0.39	**MaxLux**	37250	**ELux**	25149
	2.00		0.77		9313		6278
	3.00		1.16		4139		2794
	4.00		1.55		2328		1572
	5.00		1.94		1490		1006
H[m]	1.00	**D[m]**	0.87	**MaxLux**	8147	**ELux**	5212
	2.00		1.75		2037		1303
	3.00		2.62		905		579
	4.00		3.49		509		326
	5.00		4.37		326		208

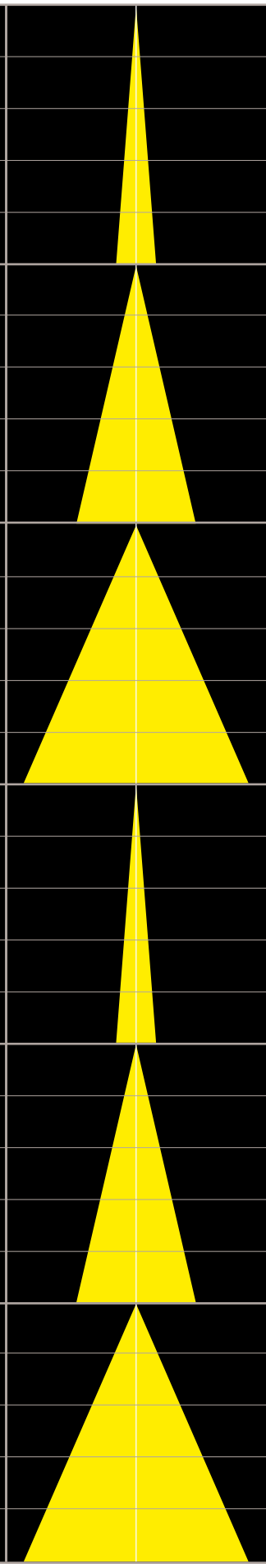

Opmerking: *rendement met UV-glas.

Xharon, Holon Wallwasher

kr720631 α=28.7°+15.0° β=26.1°+26.1° LOR=33%* QT12-ax 100W

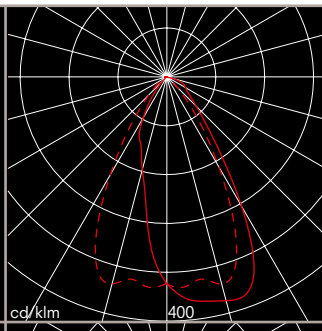

kr720631 α=28.7°+15.0° β=26.1°+26.1° LOR=33%* HIT-TC-CE 20W

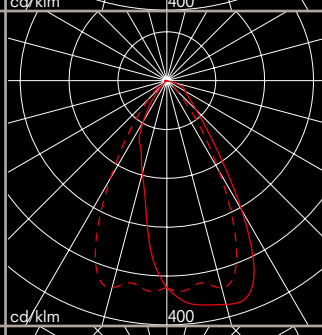

kr720631 α=28.7°+15.0° β=26.1°+26.1° LOR=33%* HIT-TC-CE 35W

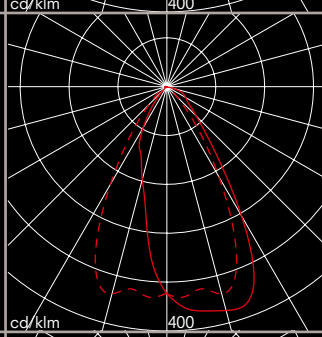

kr720631 α=28.7°+15° β=26.1°+26.1° LOR=33%* HIT-TC 35W

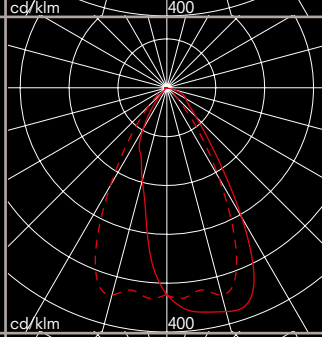

kr720631 α=28.7°+15° β=26.1°+26.1° LOR=33%* HIT-TC 70W

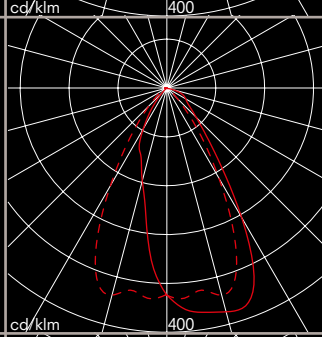

kr720631 α=28.7°+15° β=26.1°+26.1° LOR=33%* HIT 70W

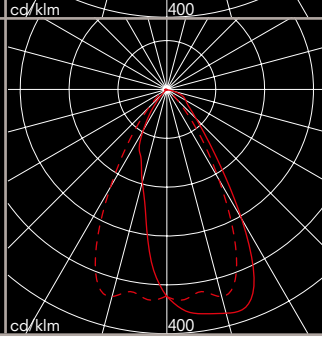

Remark: *efficiency with UV-glass.

H[m]	1.00	**D[m]**	0.84	**MaxLux**	789	**ELux**	492
	2.00		1.68		197		123
	3.00		2.51		88		55
	4.00		3.35		49		31
	5.00		4.19		32		20
H[m]	1.00	**D[m]**	0.84	**MaxLux**	592	**ELux**	369
	2.00		1.68		148		92
	3.00		2.51		66		41
	4.00		3.35		37		23
	5.00		4.19		24		15
H[m]	1.00	**D[m]**	0.84	**MaxLux**	1076	**ELux**	671
	2.00		1.68		269		168
	3.00		2.51		120		75
	4.00		3.35		67		42
	5.00		4.19		43		27
H[m]	1.00	**D[m]**	0.84	**MaxLux**	1220	**ELux**	760
	2.00		1.68		305		190
	3.00		2.51		136		84
	4.00		3.35		76		48
	5.00		4.19		49		30
H[m]	1.00	**D[m]**	0.84	**MaxLux**	2476	**ELux**	1542
	2.00		1.68		619		386
	3.00		2.51		275		171
	4.00		3.35		155		96
	5.00		4.19		99		62
H[m]	1.00	**D[m]**	0.84	**MaxLux**	2511	**ELux**	1565
	2.00		1.68		628		391
	3.00		2.51		279		174
	4.00		3.35		157		98
	5.00		4.19		100		63

Opmerking: *rendement met UV-glas.

Aplis Wallwasher

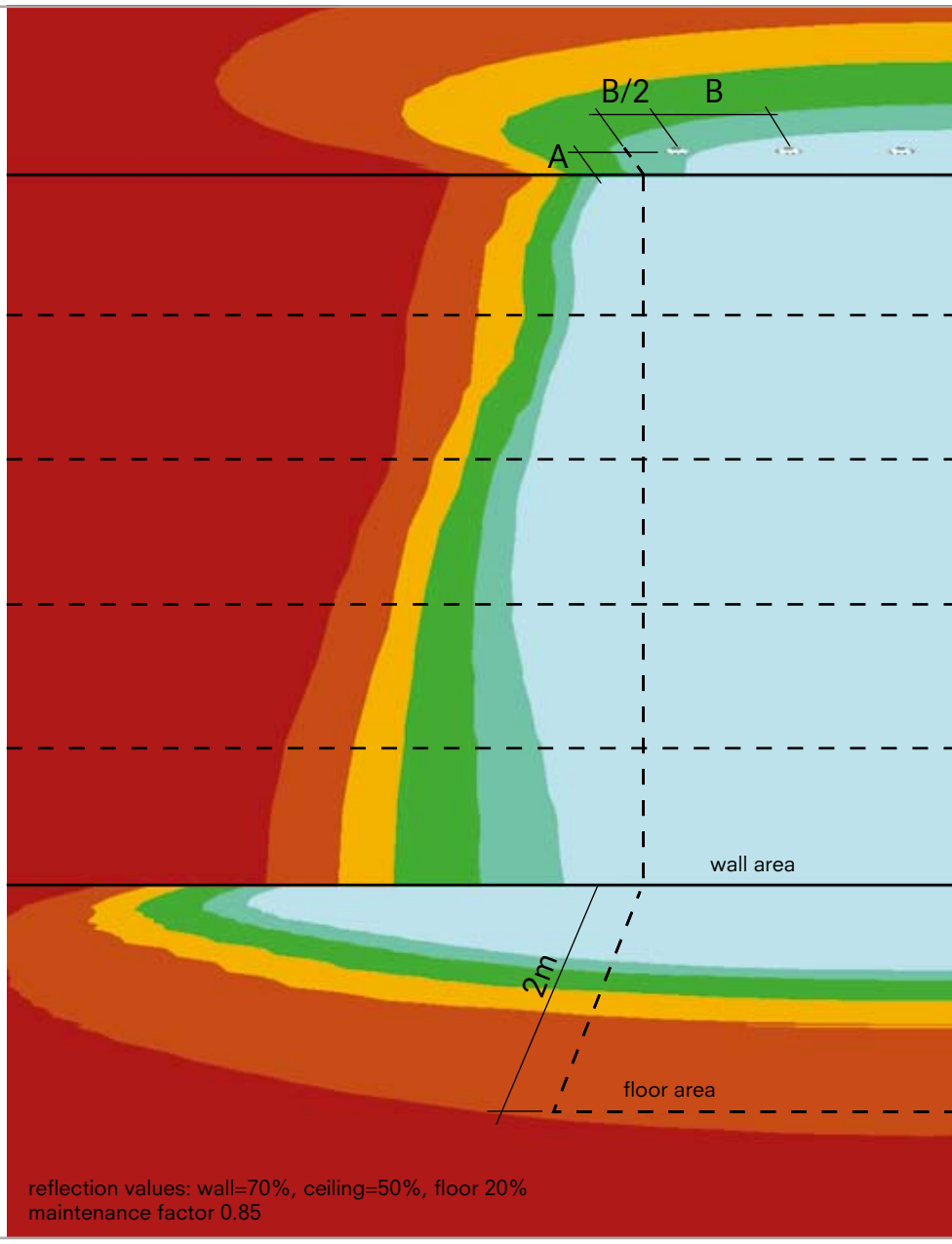

QT12-ax
65W, 1700 lm

A=0.75m, B= 0.75m	0m	1m	2m
wall	41 lx (38 lx) [0.86]	47 lx (43 lx) [0.86]	71 lx (64 lx) [0.82]
floor	153 lx (116 lx) [0.62]	215 lx (151 lx) [0.52]	313 lx (202 lx) [0.4]
A= 0.90m, B= 0.90m	**0m**	**1m**	**2m**
wall	40 lx (36 lx) [0.83]	46 lx (41 lx) [0.83]	66 lx (60 lx) [0.82]
floor	144 lx (130 lx) [0.5]	193 lx (170 lx) [0.43]	261 lx (222 lx) [0.35]
A=0.90m, B=1.20m	**0m**	**1m**	**2m**
wall	36.3 lx (32.4 lx) [0.82]	41 lx (37.1 lx) [0.83]	56.2 lx (53 lx) [0.86]
floor	130 lx (108 lx) [0.72]	164 lx (136 lx) [0.69]	212 lx (166 lx) [0.68]

HIT-TC
35W, 3500 lm

A=0.75m, B= 0.75m	0m	1m	2m
wall	98 lx (81 lx) [0.74]	107 lx (92 lx) [0.66]	164 lx (137 lx) [0.67]
floor	336 lx (230 lx) [0.57]	477 lx (300 lx) [0.48]	657 lx (371 lx) [0.55]
A= 0.90m, B= 0.90m	**0m**	**1m**	**2m**
wall	94 lx (83 lx) [0.83]	104 lx (93 lx) [0.83]	148 lx (136 lx) [0.85]
floor	322 lx (226 lx) [0.62]	435 lx (294 lx) [0.56]	587 lx (391 lx) [0.49]
A=0.90m, B=1.20m	**0m**	**1m**	**2m**
wall	82 lx (71 lx) [0.73]	90 lx (79 lx) [0.74]	125 lx (113 lx) [0.74]
floor	275 lx (191 lx) [0.56]	356 lx (242 lx) [0.5]	473 lx (313 lx) [0.44]

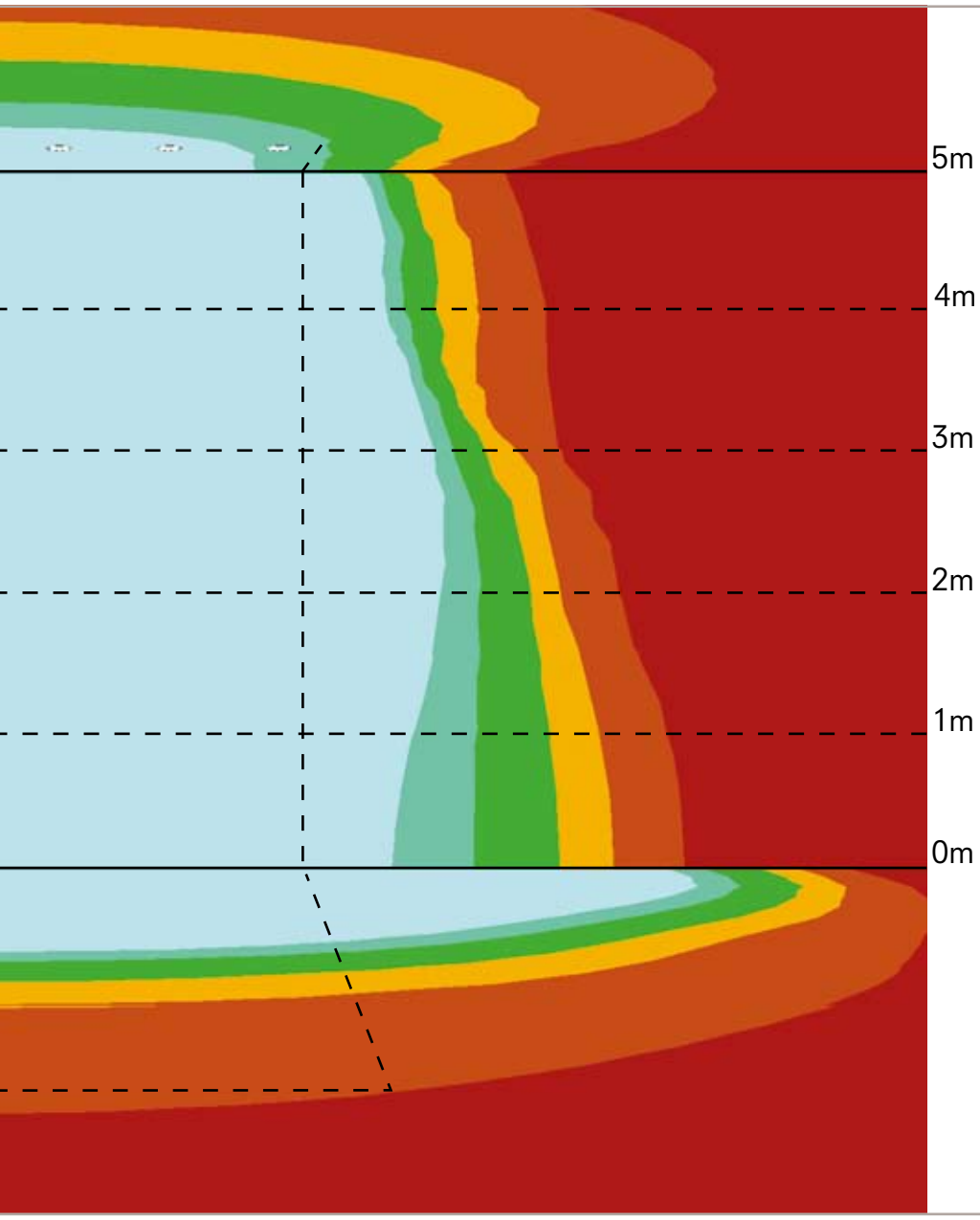

3m	4m	5m	A=0.75m, B=0.75m	
121 lx (112 lx) [0.85]	172 lx (158 lx) [0.88]	111 lx (108 lx) [0.94]	**wall**	E_{max} (E_{av}) [illuminance uniformity]
			floor	E_{max} (E_{av}) [illuminance uniformity]
3m	**4m**	**5m**	**A=0.9m0, B=0.90m**	
101 lx (95 lx) [0.86]	98 lx (95 lx) [0.94]	70 lx (67 lx) [0.94]	**wall**	E_{max} (E_{av}) [illuminance uniformity]
			floor	E_{max} (E_{av}) [illuminance uniformity]
3m	**4m**	**5m**	**A=0.90m, B=1.20m**	
84.6 lx (82.6 lx) [0.93]	83.1 lx (80.8 lx) [0.93]	59.7 lx (58.5 lx) [0.94]	**wall**	E_{max} (E_{av}) [illuminance uniformity]
			floor	E_{max} (E_{av}) [illuminance uniformity]
3m	**4m**	**5m**	**A=0.75m, B=0.75m**	
264 lx (222 lx) [0.64]	239 lx (202 lx) [0.63]	147 lx (128 lx) [0.62]	**wall**	E_{max} (E_{av}) [illuminance uniformity]
			floor	E_{max} (E_{av}) [illuminance uniformity]
3m	**4m**	**5m**	**A=0.90m, B=0.90m**	
206 lx (184 lx) [0.9]	135 lx (130 lx) [0.92]	85 lx (81 lx) [0.95]	**wall**	E_{max} (E_{av}) [illuminance uniformity]
			floor	E_{max} (E_{av}) [illuminance uniformity]
3m	**4m**	**5m**	**A=0.90m, B=1.20m**	
159 lx (150 lx) [0.8]	115 lx (108 lx) [0.88]	73 lx (69 lx) [0.93]	**wall**	E_{max} (E_{av}) [illuminance uniformity]
			floor	E_{max} (E_{av}) [illuminance uniformity]

Down in-Line 76 Wallwasher

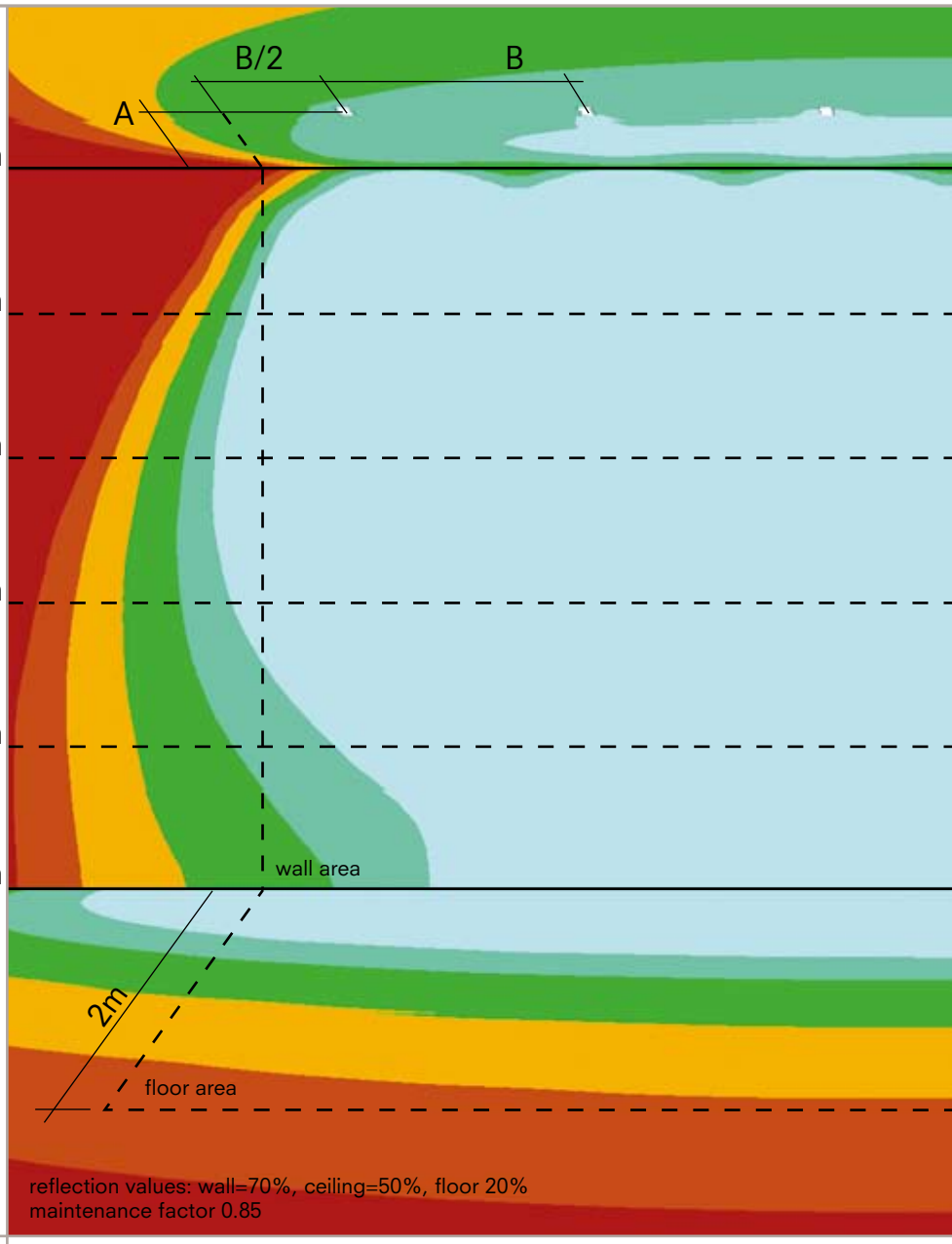

QR-CBC51,
50W, 900 lm

A=0.90m, B= 0.90m	0m	1m	2m
wall	12 lx (10 lx) [0.52]	15 lx (12.67 lx) [0.63]	27 lx (23 lx) [0.66]
floor	28 lx (14 lx) [0.39]	39 lx (18 lx) [0.30]	55.5 lx (21 lx) [0.22]
A= 0.90m, B= 1.20m	**0m**	**1m**	**2m**
wall	10 lx (8 lx) [0.51]	12 lx (10 lx) [0.62]	21 lx (18 lx) [0.60]
floor	24 lx (13 lx) [0.43]	32 lx (16 lx) [0.35]	44 lx (17 lx) [0.29]
A=1.20m, B=1.20m	**0m**	**1m**	**2m**
wall	13 lx (11 lx) [0.53]	17 lx (14 lx) [0.62]	27 lx (24 lx) [0.60]
floor	29 lx (16 lx) [0.4]	40 lx (19 lx) [0.32]	57 lx (25 lx) [0.21]
A=1.2m, B= 1.5m	**0m**	**1m**	**2m**
wall	11 lx (9 lx) [0.47]	14 lx (12 lx) [0.55]	22 lx (19 lx) [0.54]
floor	25 lx (14 lx) [0.59]	33 lx (16 lx) [0.31]	46 lx (21 lx) [0.2]

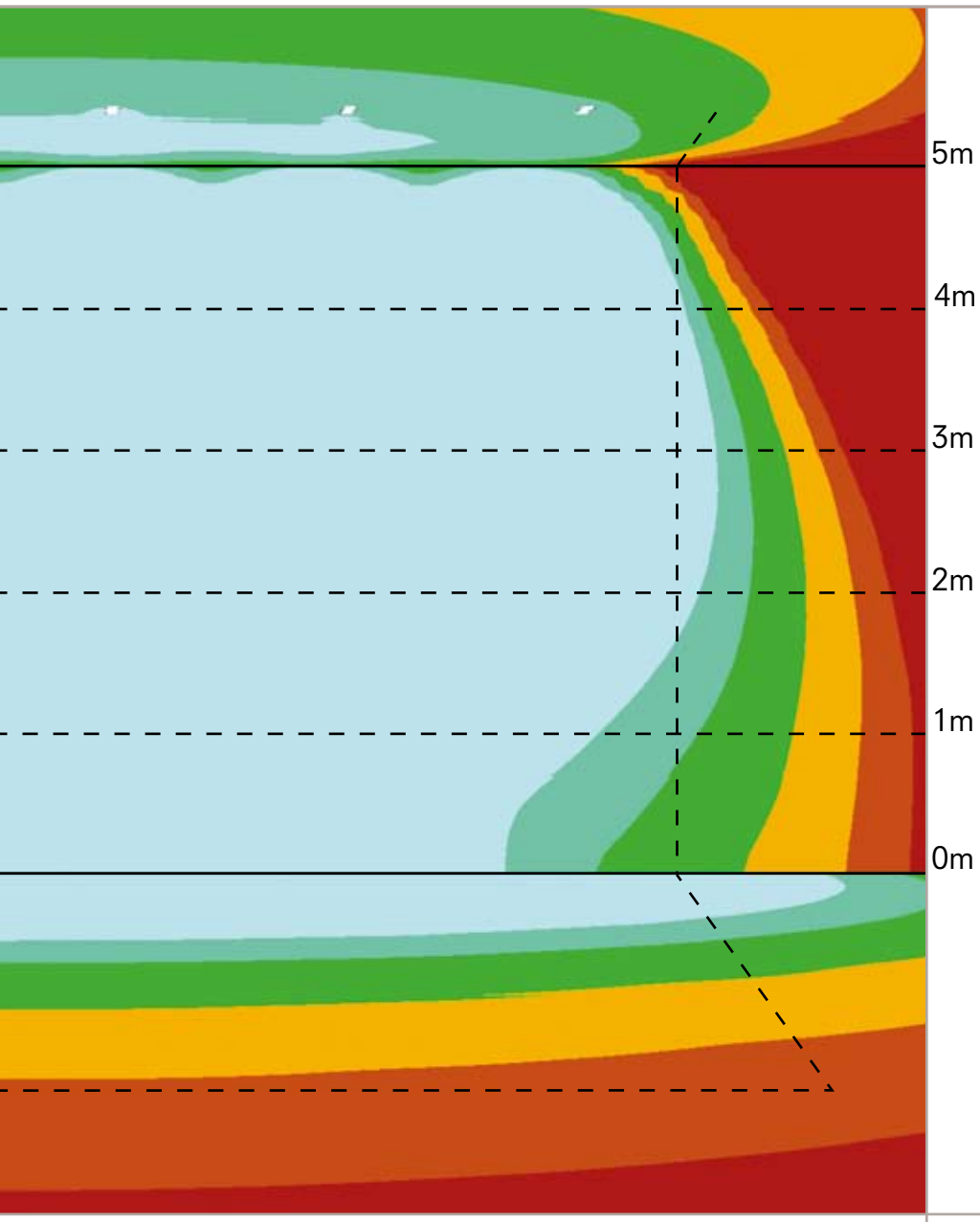

3m	4m	5m	A=0.90m, B=0.90m	
61 lx (55 lx) [0.61]	113 lx (105.11 lx) [0.63]	41 lx (35 lx) [0.54]	**wall**	E_{max} (E_{av}) [illuminance uniformity]
			floor	E_{max} (E_{av}) [illuminance uniformity]
3m	**4m**	**5m**	**A=0.90m, B=1.20m**	
47 lx (43 lx) [0.59]	91 lx (82 lx) [0.52]	37.8 lx (26.9 lx) [0.32]	**wall**	E_{max} (E_{av}) [illuminance uniformity]
			floor	E_{max} (E_{av}) [illuminance uniformity]
3m	**4m**	**5m**	**A=1.20m, B=1.20m**	
51 lx (46 lx) [0.60]	64 lx (60 lx) [0.58]	16.7 lx (15 lx) [0.52]	**wall**	E_{max} (E_{av}) [illuminance uniformity]
			floor	E_{max} (E_{av}) [illuminance uniformity]
3m	**4m**	**5m**	**A=1.20m, B=1.50m**	
40 lx (37 lx) [0.49]	56 lx (47 lx) [0.34]	16 lx (12 lx) [0.25]	**wall**	
			floor	

Down in-Line 183 Wallwasher

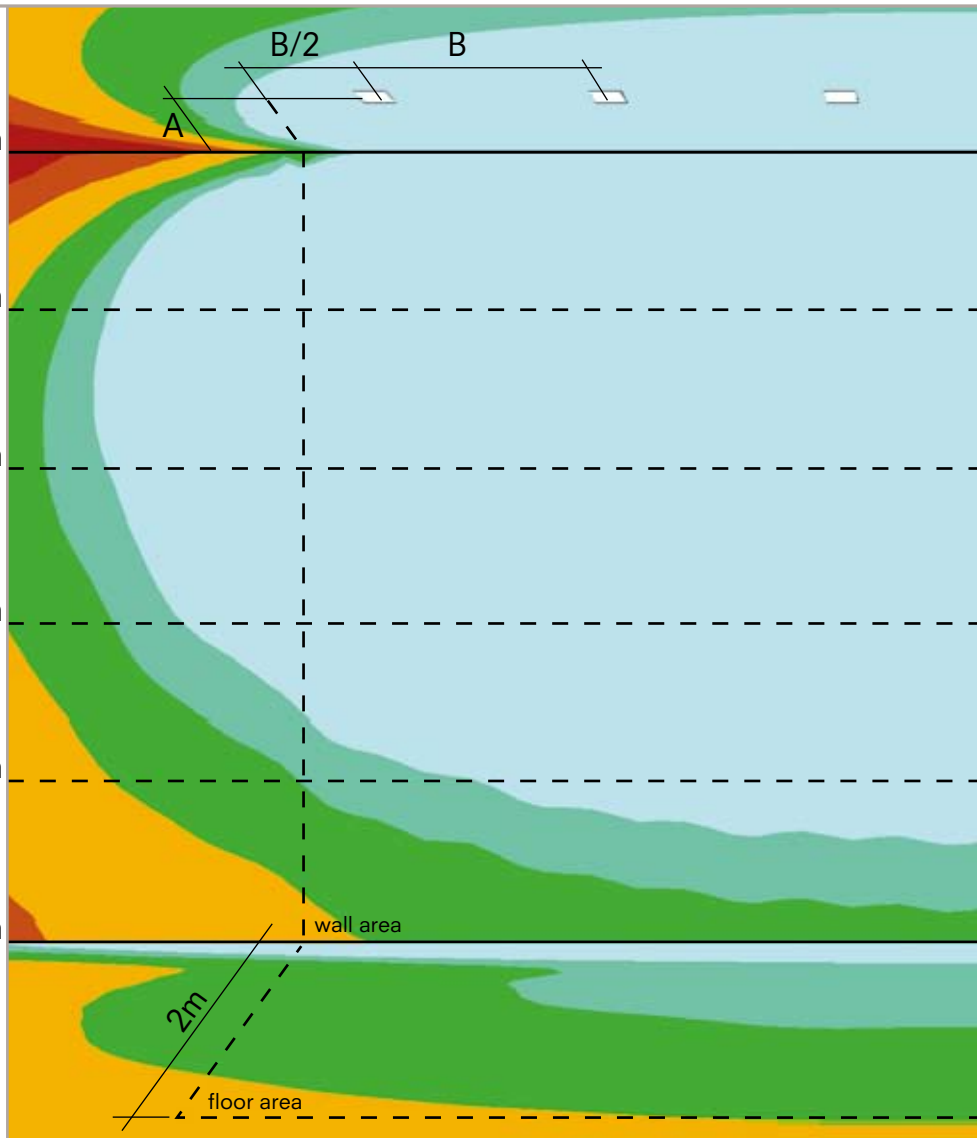

reflection values: wall=70%, ceiling=50%, floor 20%
maintenance factor 0.85

QT12-ax
65W, 1700 lm

A=0.9m, B= 1.35m	0m	1m	2m
wall	7 lx (6 lx) [0.82]	12 lx (11 lx) [0.76]	28 lx (24 lx) [0.65]
floor	17 lx (12 lx) [0.58]	25 lx (15 lx) [0.47]	35 lx (17 lx) [0.35]

HIT-TC
35W, 3500 lm

A=0.9m, B= 1.35m	0m	1m	2m
wall	11 lx (9.6 lx) [0.72]	21 lx (16 lx) [0.73]	47 lx (41.22 lx) [0.68]
floor	26 lx (19 lx) [0.65]	37 lx (25 lx) [0.56]	54 lx (32 lx) [0.46]

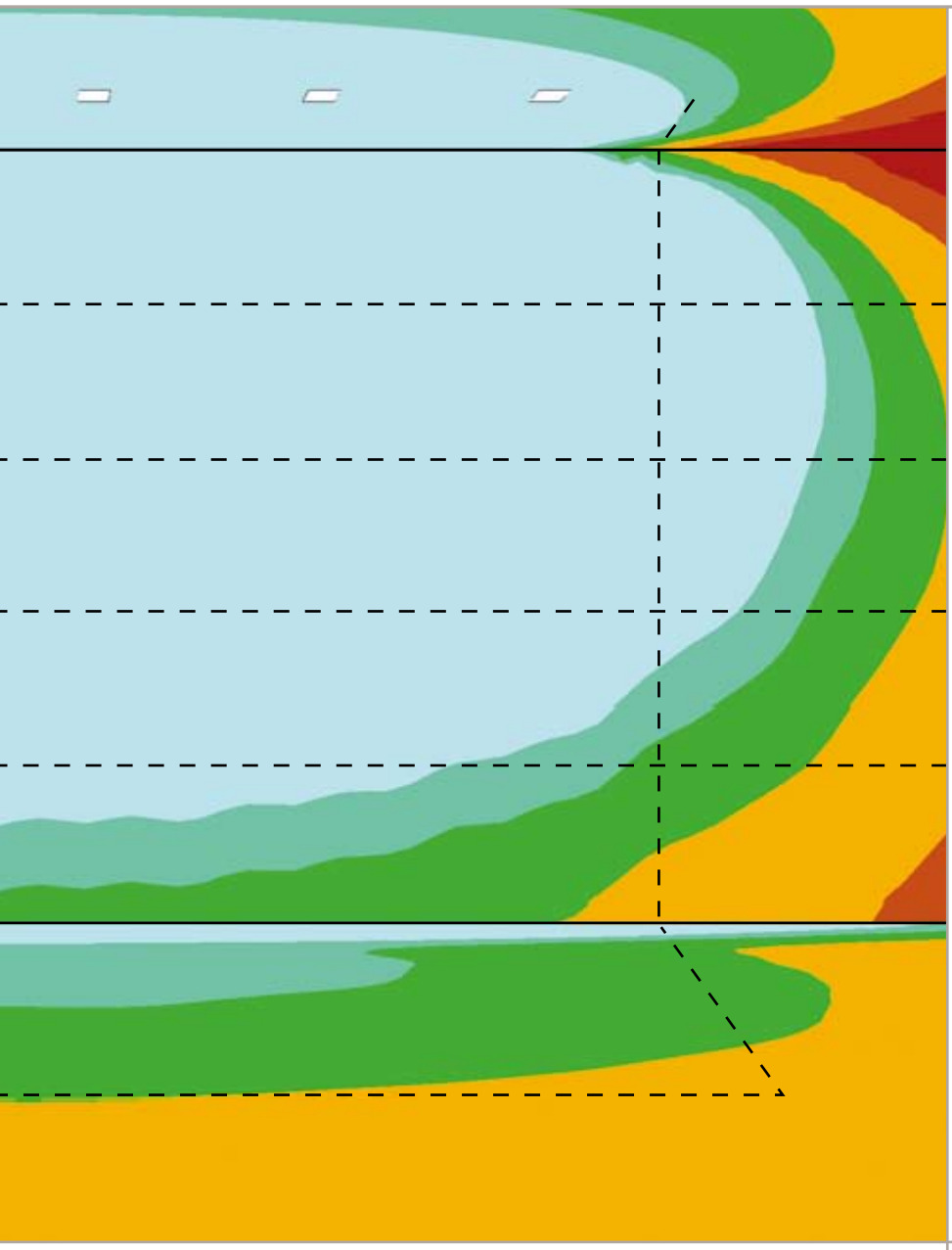

3m	4m	5m	A=0.9m, B=1.35m	
65 lx (55 lx) [0.61]	191 lx (156 lx) [0.56]	97 lx (66 lx) [0.46]	**wall**	E_{max} (E_{av}) [illuminance uniformity]
			floor	E_{max} (E_{av}) [illuminance uniformity]

3m	4m	5m	A=0.9m, B=1.35m	
138 lx (119lx) [0.62]	273 lx (249 lx) [0.66]	326 lx (186 lx) [0.84]	**wall**	E_{max} (E_{av}) [illuminance uniformity]
			floor	E_{max} (E_{av}) [illuminance uniformity]

Art. Nr	Pag.
kr700530	130
kr700550	133
kr700580	118,156,158
kr700583	118,120,156,158, 266,268,278,279
kr700585	118,120,156,158, 266,268,278,279
kr700587	118,120,156,158, 266,268,278,279
kr702142	300,302
kr702162	310
kr702172	304,306
kr702182	312
kr702330	344,346,349,351, 355
kr702370	344,346,349,351, 355
kr702380	344,346,349,351, 355
kr702502	116,118
kr702532	130,135
kr702552	133
kr702592	137
kr702652	318
kr703204	266
kr703205	266
kr703285	266
kr704002	232
kr704003	232
kr704011	232
kr704012	232
kr704031	232
kr704032	232
kr704053	232
kr706002	46,47,68,69,72,76, 77,80,84,88,89, 116,120,122,154, 158,160,266,268, 272,274,344,346, 349,351,355
kr706004	46,47,68,69,72,76, 77,80,84,88,89, 116,120,122,154, 158,160,266,268, 272,274,344,346, 349,351,355
kr706006	46,47,68,69,72,76, 77,80,84,88,89, 116,120,122,154, 158,160,266,268, 272,274,344,346, 349,351,355
kr706431	58,59
kr706432	58,59
kr706433	58,59
kr706521	58,59
kr706522	58,59
kr706523	58,59
kr708804	164,165,166
kr708809	164
kr708820	164,165
kr708821	164,165
kr708822	164,165
kr708823	164,165
kr708827	164,165
kr713004	268,272,274,276, 278,279
kr713005	268,272,274,276
kr713045	278
kr713085	278,279
kr715003	98
kr715903	108
kr716316	20,188,190,370, 376,380
kr716326	20,188,190,370, 376,380
kr716336	20,188,190,370, 376,380
kr716376	20,188,190,370, 376,380
kr716431	46,47,48,52,53, 54,72,76,77,80, 84,88,89
kr716432	46,47,48,52,53,54
kr716433	46,47,48,52,53,54, 68,69,72,76,77,80, 84,88,89
kr716511	46,47,48,52,53,54, 72,76,77,80,84,88, 89
kr716512	46,47,48,52,53,54
kr716513	46,47,48,52,53,54, 68,69,72,76,77,80, 84,88,89
kr716521	46,47,48,52,53,54, 72,76,77,80,84, 88,89
kr716522	46,47,48,52,53,54
kr716523	46,47,48,52,53,54, 68,69,72,76,77,80, 84,88,89
kr717204	20,21,22
kr717205	20,22
kr717206	20,22
kr717208	20,21,22
kr717222	20,22
kr718209	142,144
kr718214	142,144
kr718215	142,144
kr718216	142,144
kr718217	142,144
kr718218	142,144,167
kr718219	142,144
kr718222	142,144
kr718227	142,144
kr718304	154,156
kr718305	154,156
kr718306	154,156
kr718307	154,156
kr718308	154,156,167
kr718309	154
kr718322	154,156
kr718327	154,156
kr718509	154
kr720002	20,188,190,370, 376,380
kr720004	20,188,190,370, 376,380
kr720006	20,188,190,370, 376,380
kr720072	370,376,380
kr720074	370,376,380
kr720076	370,376,380
kr720082	20,53,370,376,380
kr720084	20,53,370,376,380
kr720086	20,53,370,376,380
kr720100	20,188,190,370, 376,380
kr720200	20,188,190,370, 376,380
kr720300	21,188,190,370, 376,380
kr720400	20,21,188,190, 370,376,380
kr720500	20,21,188,190, 370,376,380
kr720600	20,21,188,190, 370,376,380
kr720602	172,178
kr720604	172,178
kr720606	172,178
kr720631	188,370,376,380
kr722142	300,302
kr722162	310
kr722172	304,306
kr722182	312
kr722502	116
kr722532	130,135
kr722552	133
kr722592	137
kr722652	318
kr724001	374
kr724002	374
kr724011	374
kr724012	374
kr724031	374
kr724032	374
kr724053	374
kr725003	104
kr726021	91,181,383
kr726022	91,181,383
kr726023	91,181,383
kr726031	91,181,383
kr726032	91,181,383
kr726033	91,181,383
kr726055	91,181,383
kr726056	91,181,383
kr726057	91,181,383
kr726100	172,178
kr726200	172,178
kr726300	172,178
kr726473	172,178
kr726501	91,181,383
kr726502	91,181,383
kr726503	91,181,383
kr726511	91,181,383
kr726512	91,181,383
kr726513	91,181,383
kr726521	91,181,383
kr726522	91,181,383
kr726523	91,181,383
kr726531	91,181,383

Art. Nr	Pag.
kr726532	91,181,383
kr726533	91,181,383
kr726541	91,181,383
kr726542	91,181,383
kr726543	91,181,383
kr728209	146
kr728214	146,148
kr728215	146
kr728216	146
kr728217	146
kr728218	146,148,167
kr728219	146
kr728222	146
kr728227	146
kr728304	158
kr728305	158
kr728306	158
kr728307	158
kr728309	158
kr728322	158
kr728327	158
kr728363	160
kr728373	160
kr728375	160
kr728376	160
kr728377	160
kr728509	158
kr731574	292
kr731524	292
kr738304	160
kr738305	160
kr738306	160
kr738307	160
kr738309	160
kr738322	160
kr738327	160
kr738369	160
kr738372	160
kr738374	160
kr738377	160
kr738379	160
kr738509	160
kr743002	286
kr743004	286
kr743304	286
kr758800	126
kr758804	126,127
kr758805	126
kr758808	126,127
kr758905	127
kr758983	127,165
kr758985	127,165
kr760109	212,220,234
kr760209	212,220
kr763002	28,30,32,36,37
kr763102	28,30,32,36,37
kr763301	28,30,32,36,37
kr763302	28,30,32,36,37
kr763321	28,30,32,36,37
kr763322	28,30,32,36,37
kr763331	28,30,32,36,37
kr763332	28,30,32,36,37
kr763401	28,30,32,36,37
kr763402	28,30,32,36,37

Art. Nr	Pag.
kr763421	28,30,32,36,37
kr763422	28,30,32,36,37
kr763431	28,30,32,36,37
kr763432	28,30,32,36,37
kr763701	28,30,32,36,37
kr763702	28,30,32,36,37
kr763721	28,30,32,36,37
kr763722	28,30,32,36,37
kr763731	28,30,32,36,37
kr763732	28,30,32,36,37
kr763801	28,30,32,36,37
kr763802	28,30,32,36,37
kr763821	28,30,32,36,37
kr763822	28,30,32,36,37
kr763831	28,30,32,36,37
kr763832	28,30,32,36,37
kr765002	218
kr765003	218
kr765102	218
kr765103	218
kr765302	218
kr765303	218
kr765402	218
kr765403	218
kr770410	300,326
kr770610	310,332
kr770710	304,329
kr770810	312,334
kr772000	130,144,146,359
kr772010	130,144,146,359
kr772100	364
kr772203	358,359
kr772253	358,359
kr772302	344,346,349, 351,355
kr772303	344,346
kr772312	355
kr772323	354,355
kr772342	362
kr772343	362,364
kr772353	349,351
kr772363	349
kr772372	362
kr772373	362,364
kr772383	344
kr772538	130,135
kr772558	133
kr775402	326,327
kr775404	326,327
kr775602	332
kr775604	332
kr775606	332
kr775652	338
kr775654	338
kr775702	329
kr775704	329
kr775802	334
kr775804	334
kr775806	334
kr776001	46,47,48,52,53,54, 58,59,60
kr776002	46,47,48,52,53,54, 58,59,60

Art. Nr	Pag.
kr776003	46,47,48,52,53,54, 58,59,60
kr776011	46,47,48,52,53,54, 58,59,60
kr776012	46,47,48,52,53,54, 58,59,60
kr776013	46,47,48,52,53,54, 58,59,60
kr781182	118
kr781188	118
kr781202	120
kr781222	120
kr781302	122
kr781322	122
kr782508	116
kr792309	344,346,358,359
kr792329	355
kr792349	362,364
kr792359	349,351,358,359
kr792379	362,364
kr903210	266
kr903212	266
kr903213	266
kr903220	266
kr903222	266
kr903223	266
kr903280	266
kr903282	266
kr903283	266
kr905471	204
kr905473	204
kr905481	204
kr905483	204
kr905571	204
kr905573	204
kr905581	204
kr905583	204
kr905671	205
kr905673	205
kr905681	205
kr905683	205
kr905771	205
kr905773	205
kr905781	205
kr905783	205
kr906411	76
kr906413	76
kr906421	80
kr906423	80
kr906431	77
kr906433	77
kr906441	84
kr906443	84
kr906451	88
kr906453	88
kr906461	89
kr906463	89
kr908213	146
kr912303	346
kr912353	351
kr912401	300
kr912403	300
kr912601	310
kr912603	310

Art. Nr	Pag.	Art. Nr	Pag.	Art. Nr	Pag.
kr912701	304	**kr**917813	20	**kr**923142	278
kr912703	304	**kr**917823	20	**kr**923143	278
kr912801	312	**kr**917853	20	**kr**923180	278
kr912803	312	**kr**917883	20	**kr**923182	278
kr913210	268	**kr**918013	146	**kr**923183	278
kr913212	268	**kr**918111	142	**kr**923410	274
kr913213	268	**kr**918112	142	**kr**923412	274
kr913220	268	**kr**918113	142	**kr**923413	274
kr913222	268	**kr**918163	144	**kr**923420	276
kr913223	268	**kr**918173	142	**kr**923422	276
kr913240	268	**kr**918203	144	**kr**923423	276
kr913242	268	**kr**918213	142	**kr**923480	279
kr913243	268	**kr**918233	142	**kr**923482	279
kr913280	268	**kr**918313	154	**kr**923483	279
kr913282	268	**kr**918323	154	**kr**923510	274
kr913283	268	**kr**918333	154	**kr**923512	274
kr915041**	201	**kr**918363	160	**kr**923513	274
kr915043	201	**kr**918373	160	**kr**923520	276
kr915061	201	**kr**918383	156	**kr**923522	276
kr915063	201	**kr**918803	166	**kr**923523	276
kr915071	201	**kr**918813	164	**kr**923580	279
kr915073	201	**kr**918843	166	**kr**923582	279
kr915081	201	**kr**918853	164	**kr**923583	279
kr915083	201	**kr**918953	165	**kr**923610	274
kr915401	100	**kr**918963	165	**kr**923612	274
kr915403	100	**kr**918983	165	**kr**923613	274
kr915411	100	**kr**921181	370	**kr**923620	276
kr915413	100	**kr**921182	370	**kr**923622	276
kr915421	100	**kr**921211	370	**kr**923623	276
kr915423	100	**kr**921212	370	**kr**923680	279
kr915451	100	**kr**921271	370	**kr**923682	279
kr915453	100	**kr**921272	370	**kr**923683	279
kr915481	100	**kr**921281	370	**kr**923810	272
kr915483	100	**kr**921282	370	**kr**923812	272
kr915741	196	**kr**921501	172	**kr**923813	272
kr915743	196	**kr**921502	172	**kr**923820	272
kr915751	196	**kr**921561	172	**kr**923822	272
kr915753	196	**kr**921562	172	**kr**923823	272
kr915841	196	**kr**921611	172	**kr**924181	376
kr915843	196	**kr**921612	172	**kr**924182	376
kr915851	196	**kr**921661	172	**kr**924211	376
kr915853	196	**kr**921662	172	**kr**924212	376
kr915901	108	**kr**922110	188	**kr**924271	376
kr915902	108	**kr**922111	188	**kr**924272	376
kr915951	108	**kr**922112	188	**kr**924281	376
kr915952	108	**kr**922130	188	**kr**924282	376
kr915981	108	**kr**922131	188	**kr**925401	105
kr915982	108	**kr**922132	188	**kr**925403	105
kr916411	76	**kr**922230	188	**kr**925421	105
kr916413	76	**kr**922231	188	**kr**925423	105
kr916421	80	**kr**922232	188	**kr**925451	105
kr916423	80	**kr**922610	190	**kr**925453	105
kr916431	77	**kr**922611	190	**kr**925481	105
kr916433	77	**kr**922612	190	**kr**925483	105
kr916441	84	**kr**922730	190	**kr**926101	58
kr916443	84	**kr**922731	190	**kr**926102	58
kr916451	88	**kr**922732	190	**kr**926103	58
kr916453	88	**kr**923110	272	**kr**926111	48
kr916461	89	**kr**923112	272	**kr**926112	48
kr916463	89	**kr**923113	272	**kr**926113	48
kr916903	68	**kr**923120	272	**kr**926121	46
kr916943	68	**kr**923122	272	**kr**926122	46
kr917413	22	**kr**923123	272	**kr**926123	46
kr917483	22	**kr**923140	278	**kr**926131	48

Art. Nr	Pag.	Art. Nr	Pag.	Art. Nr	Pag.
kr926132	48	**kr**936113	52	**kr**963770	32
kr926133	48	**kr**936511	54	**kr**963772	32
kr926161	58	**kr**936512	54	**kr**963773	32
kr926162	58	**kr**936513	54	**kr**963860	36
kr926163	58	**kr**936521	53	**kr**963862	36
kr926301	60	**kr**936522	53	**kr**963863	36
kr926302	60	**kr**936523	53	**kr**963870	37
kr926303	60	**kr**936581	47	**kr**963872	37
kr926511	54	**kr**936582	47	**kr**963873	37
kr926512	54	**kr**936583	47	**kr**963950	28
kr926513	54	**kr**938313	160	**kr**963952	28
kr926521	53	**kr**938323	160	**kr**963953	28
kr926522	53	**kr**942303	346	**kr**963960	30
kr926523	53	**kr**942353	351	**kr**963962	30
kr926561	59	**kr**943011	286	**kr**963963	30
kr926562	59	**kr**943012	286	**kr**963970	32
kr926563	59	**kr**943021	286	**kr**963972	32
kr926571	52	**kr**943022	286	**kr**963973	32
kr926572	52	**kr**943111	286	**kr**964111	234
kr926573	52	**kr**943112	286	**kr**964112	234
kr926581	47	**kr**943121	286	**kr**964131	234
kr926582	47	**kr**943122	286	**kr**964132	234
kr926583	47	**kr**943311	286	**kr**964211	234
kr926661	59	**kr**943312	286	**kr**964212	234
kr926662	59	**kr**943321	286	**kr**964231	234
kr926663	59	**kr**943322	286	**kr**964232	234
kr926903	69	**kr**943341	286	**kr**964341	234
kr926943	69	**kr**943342	286	**kr**964342	234
kr927181	380	**kr**945821	198	**kr**964372	234
kr927182	380	**kr**945823	198	**kr**964641	235
kr927211	380	**kr**945841	198	**kr**964642	235
kr927212	380	**kr**945843	198	**kr**964751	235
kr927271	380	**kr**945861	198	**kr**964752	235
kr927272	380	**kr**945863	198	**kr**964761	235
kr927281	380	**kr**952511	130	**kr**964762	235
kr927282	380	**kr**952513	130	**kr**964941	235
kr927501	178	**kr**956451	88	**kr**964942	235
kr927502	178	**kr**956453	88	**kr**964951	235
kr927561	178	**kr**956461	89	**kr**964952	235
kr927562	178	**kr**956463	89	**kr**964961	235
kr927611	178	**kr**958811	126	**kr**964962	235
kr927612	178	**kr**958813	126	**kr**965111	220
kr927661	178	**kr**958821	126	**kr**965112	220
kr927662	178	**kr**958823	126	**kr**965131	220
kr928111	148	**kr**958851	126	**kr**965132	220
kr928112	148	**kr**958853	126	**kr**965161	220
kr928113	148	**kr**958861	126	**kr**965162	220
kr928203	146	**kr**958863	126	**kr**965231	220
kr928213	146	**kr**958871	126	**kr**965232	220
kr928313	158	**kr**958873	126	**kr**965341	220
kr928323	158	**kr**958891	126	**kr**965342	220
kr928383	158	**kr**958893	126	**kr**965372	220
kr928823	164	**kr**958951	127	**kr**965521	220
kr928863	164	**kr**958953	127	**kr**965522	220
kr931570	292	**kr**958961	127	**kr**965641	222
kr931920	292	**kr**958963	127	**kr**965642	222
kr932303	346	**kr**958981	127	**kr**965751	222
kr932353	351	**kr**958983	127	**kr**965752	222
kr935423	326	**kr**963750	28	**kr**965761	222
kr935613	332	**kr**963752	28	**kr**965762	222
kr935723	329	**kr**963753	28	**kr**965940	228
kr935813	334	**kr**963760	30	**kr**965941	222
kr936111	52	**kr**963762	30	**kr**965942	222
kr936112	52	**kr**963763	30	**kr**965950	228

Art. Nr	Pag.	Art. Nr	Pag.	Art. Nr	Pag.
kr965951	222	**kr**972591	137	**kr**976582	47,64
kr965952	222	**kr**972593	137	**kr**976583	47,64
kr965960	228	**kr**972621	310	**kr**976661	59,65
kr965961	222	**kr**972623	310	**kr**976662	59,65
kr965962	222	**kr**972651	318	**kr**976663	59,65
kr965970	228	**kr**972653	318	**kr**976901	72
kr967111	212	**kr**972721	306	**kr**976902	72
kr967112	212	**kr**972723	306	**kr**976903	72
kr967211	212	**kr**972731	306	**kr**976941	72
kr967212	212	**kr**972733	306	**kr**976942	72
kr968111	212	**kr**972741	306	**kr**976943	72
kr968112	212	**kr**972743	306	**kr**981101	116
kr968131	212	**kr**972751	306	**kr**981103	116
kr968132	212	**kr**972753	306	**kr**981111	116
kr968211	212	**kr**972821	312	**kr**981113	116
kr968212	212	**kr**972823	312	**kr**981181	118
kr968231	212	**kr**972851	318	**kr**981183	118
kr968232	212	**kr**972853	318	**kr**981201	120
kr968341	212	**kr**972931	130	**kr**981203	120
kr968342	212	**kr**972933	130	**kr**981211	120
kr968372	212	**kr**972951	133	**kr**981213	120
kr968641	214	**kr**972953	133	**kr**981281	120
kr968642	214	**kr**972983	314	**kr**981283	120
kr968751	214	**kr**975423	327	**kr**981301	122
kr968752	214	**kr**975433	327	**kr**981303	122
kr968761	214	**kr**975443	327	**kr**981311	122
kr968762	214	**kr**975453	327	**kr**981313	122
kr968941	214	**kr**975623	332	**kr**981351	122
kr968942	214	**kr**975653	338	**kr**981353	122
kr968951	214	**kr**975733	329	**kr**982541	116
kr968952	214	**kr**975753	329	**kr**982543	116
kr968961	214	**kr**975823	334	**kr**986111	52,62
kr968962	214	**kr**975853	338	**kr**986112	52,62
kr972143	364	**kr**976101	58,62	**kr**986113	52,62
kr972173	364	**kr**976102	58,62	**kr**986411	76
kr972203	358	**kr**976103	58,62	**kr**986413	76
kr972253	358	**kr**976111	48,62	**kr**986421	80
kr972303	344	**kr**976112	48,62	**kr**986423	80
kr972323	355	**kr**976113	48,62	**kr**986431	77
kr972343	362	**kr**976121	46,62	**kr**986433	77
kr972353	349	**kr**976122	46,62	**kr**986441	84
kr972363	349	**kr**976123	46,62	**kr**986443	84
kr972373	362	**kr**976131	48,63	**kr**986451	88
kr972383	344	**kr**976132	48,63	**kr**986453	88
kr972421	302	**kr**976133	48,63	**kr**986461	89
kr972423	302	**kr**976161	58,63	**kr**986463	89
kr972431	302	**kr**976162	58,63	**kr**986903	72
kr972433	302	**kr**976163	58,63	**kr**986943	72
kr972441	302	**kr**976301	60,65	**kr**992003	359
kr972443	302	**kr**976302	60,65	**kr**992053	359
kr972451	302	**kr**976303	60,65	**kr**992303	344
kr972453	302	**kr**976511	54,64	**kr**992310	355
kr972511	133	**kr**976512	54,64	**kr**992323	355
kr972513	133	**kr**976513	54,64	**kr**992330	354
kr972531	130	**kr**976521	53,64	**kr**992343	362
kr972533	130	**kr**976522	53,64	**kr**992353	349
kr972551	133	**kr**976523	53,64	**kr**992363	349
kr972553	133	**kr**976561	59,65	**kr**992373	362
kr972561	135	**kr**976562	59,65	**kr**992383	344
kr972563	135	**kr**976563	59,65	**kr**992390	354
kr972571	135	**kr**976571	52,63	**kr**992421	300
kr972573	135	**kr**976572	52,63	**kr**992423	300
kr972581	135	**kr**976573	52,63	**kr**992531	130
kr972583	135	**kr**976581	47,64	**kr**992533	130

Art. Nr	Pag.
kr992571	130
kr992573	130
kr992601	310
kr992603	310
kr992611	310
kr992613	310
kr992651	318
kr992653	318
kr992721	304
kr992723	304
kr992801	312
kr992803	312
kr992811	312
kr992813	312
kr992851	318
kr992853	318
kr995423	326
kr995603	332
kr995613	332
kr995653	338
kr995723	329
kr995803	334
kr995813	334
kr995853	338
kr996111	62
kr996112	62
kr996113	62
kr996121	62
kr996122	62
kr996123	62
kr996151	64,65
kr996152	64,65
kr996153	64,65
kr996161	64
kr996162	64
kr996163	64
kr996171	63
kr996172	63
kr996173	63
kr996201	63
kr996202	63
kr996203	63
kr996211	62
kr996212	62
kr996213	62
kr996351	65
kr996352	65
kr996353	65
kr996541	64,65
kr996542	64,65
kr996543	64,65
kr996551	64,65
kr996552	64,65
kr996553	64,65
kr996561	64,65
kr996562	64,65
kr996563	64,65
kr996571	64
kr996572	64
kr996573	64
kr996621	62
kr996622	62
kr996623	62
kr996641	63,64,65

Art. Nr	Pag.
kr996642	63,64,65
kr996643	63,64,65
kr996661	64,65
kr996662	64,65
kr996663	64,65
xc912303	346
xc912353	351
xc932303	346
xc932353	351
xc942303	346
xc942353	351
xc972143	364
xc972173	364
xc972203	358
xc972253	358
xc972303	344
xc972323	355
xc972343	362
xc972353	349
xc972363	349
xc972373	362
xc972383	344
xc992003	359
xc992053	359
xc992303	344
xc992323	355
xc992330	354
xc992343	362
xc992353	349
xc992363	349
xc992383	344

Mounting guidelines - Montagewijzer

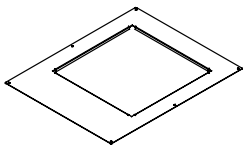

plasterkit for Down, Side
pleisterplaat voor Down, Side

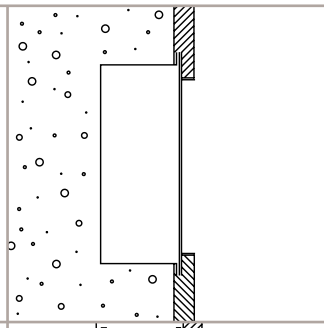

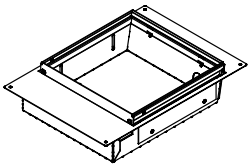

plasterkit for Side-in-Line
pleisterplaat voor Side-in-Line

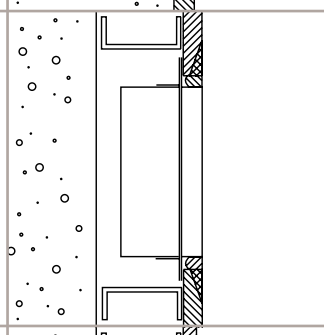

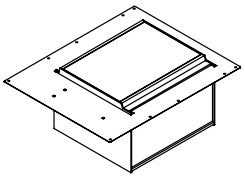

plasterkit for Secret
pleisterplaat voor Secret

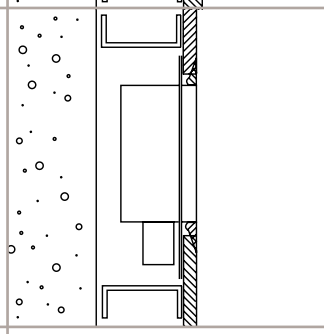

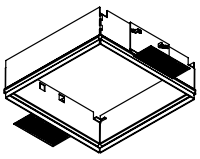

plasterkit for Down-in-Line (square cut-out)
pleisterplaat voor Down-in-Line (rechthoekig)

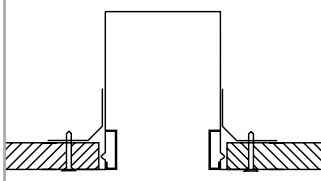

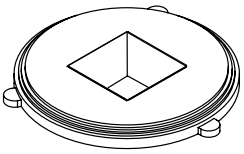

plasterkit for Down-in-Line (round cut-out)
pleisterplaat voor Down-in-Line (rond)

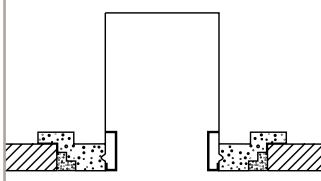

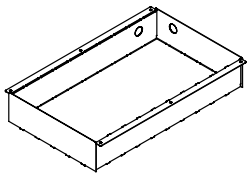

installationbox for Down, Side: always in combination with plasterkit
inbouwdoos voor Down, Side: altijd in combinatie met pleisterplaat

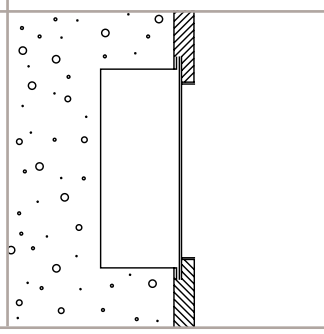

Remark: the installation diagram is indicative and not defined by shown material or construction

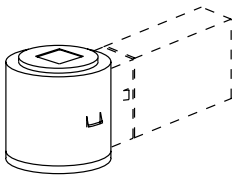

concrete box for Down
betonbox voor Down

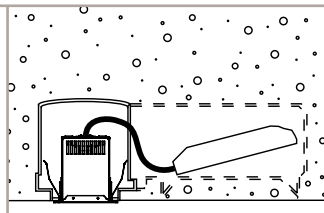

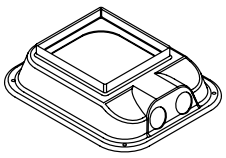

matchbox for Up (indoor application)
matchbox voor Up

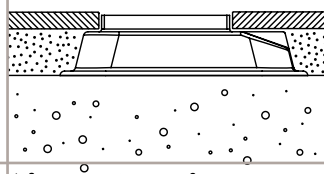

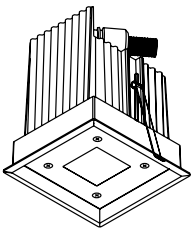

Up ceiling
Up ceiling

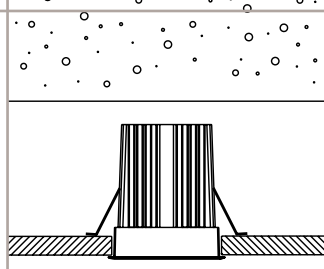

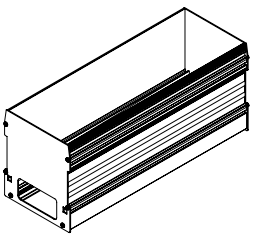

profile system Prologe-in-Line, Prologe-in-Dolma
profielsysteem Prologe-in-Line, Prologe-in-Dolma

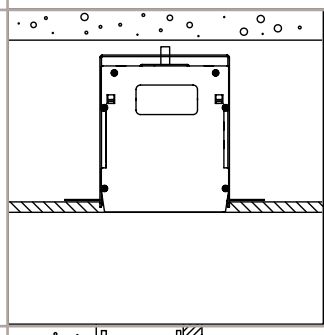

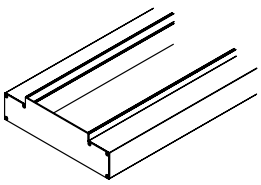

profile system Dolma
profielsysteem Dolma

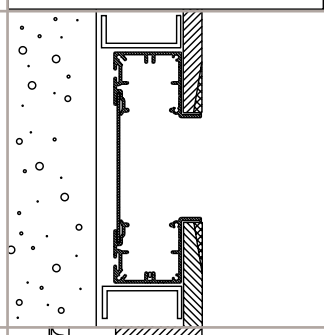

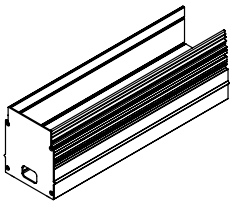

profile system Dolma Outdoor
profielsysteem Dolma Outdoor

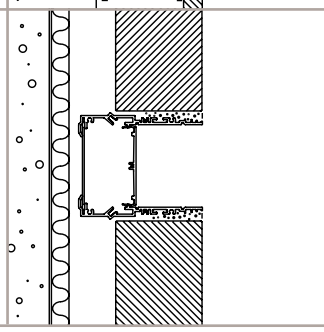

Remark: the installation diagram is indicative and not defined by shown material or construction

General information
All information in this catalogue is non-binding, supersedes all previous information, and is subject to amendment at any time. Kreon has the right to change the technical specifications of its products at any time without prior notice. Kreon terms and conditions are applicable at all times. No part of this catalogue may be reproduced without written authorisation from Kreon.

Low voltage fixtures
The installation of low voltage fixtures requires a number of precautions. The power of the transformer must equal the sum of the powers of the fixtures (W), in other words, 4 fixtures of 50W each require a transformer of 200VA. In addition, the low voltage fixtures must be looped to the security transformer. The transformer requires installation as close to the fixtures as possible to avoid voltage drops. Because the current at 12V is 18–20 times greater than at 230V, special attention must be paid to the use of appropriate wiring. In order to protect secondary circuits against overload, they must be equipped with the appropriate fuses. In particular, the use of electronic transformers, which operate at high frequencies (30–50kHz), requires a wire less than 2m long to comply with radio interference limit values. Dimming the current in low voltage installations is only possible by means of a dimmer suitable for the relevant transformer. Conventional (magnetic) transformers (operating frequency 50–60Hz) require a dimmer for inductive loads. Electronic transformers on the other handnormally require a dimmer for capacitive loads (turn-off controlled or phase control on the trailing edge, using a mosfet scheme). In some cases, by using an additional filter, in series with the electronic transformer, an inductive dimmer may also be used. In any case the dimmer should never be loaded under the minimum power or be overloaded. The instructions which come with the dimmer must be carefully read and strictly followed.

Specifications
Because of the constant improvement of its products, Kreon reserves the right to modify the characteristics of such products without prior notice.

Fixtures
Unless otherwise mentioned, all products are delivered without lamps. The maximum power specified must under no circumstances be exceeded.

Dimensions
Unless otherwise indicated, all dimensions are specified in millimetres.

Labels
Each product is labelled, specifying the equipment number of the article, its serial number, the type of lamp needed and its maximum power.

Patents/trademarks
Kreon holds patents on all products and all product names are registered trademarks.

Liability

Kreon products are manufactured in compliance with CE regulations and current standards in force and are delivered with assembly instructions. Each and every modification applied to the product after purchase and/or failure to comply with the assembly instructions may result in the loss of characteristics and in a dangerous situation for its user. Kreon disclaims all liability for products subjected to any modification whatever or for which the assembly instructions are not complied with. Kreon cannot be held liable for any technical errors in this catalogue.

IP classification

	Degree of Protection against penetration of solids
IP 0X	No-Protection
IP 1X	Protection against solid objects greater than 50mm Ø
IP 2X	Protection against solid objects greater than 12mm Ø
IP 3X	Protection against solid objects greater than 2.5mm Ø
IP 4X	Protection against solid objects greater than 1mm Ø
IP 5X	Protection against limited ingress of dust without interference in operation
IP 6X	Protection against any ingress of dust

	Degree of Protection against penetration of liquids
IP X0	No-Protection
IP X1	Protection against vertically dripping water
IP X2	Protection against vertically dripping water up to 15° from vertical
IP X3	Protection against spraying water up to 30° from vertical axis
IP X4	Protection against spraying water from any direction
IP X5	Protection against jets of water from any direction
IP X6	Protection from powerful jets of water with limited ingress with no harmful effect
IP X7	Protection against total immersion in water for limited periods
IP X8	Protection against total immersion in water under pressure for an indefinite period Max. depth shown in metres IPX8 ...m

IK classification

	Level of shock resistance according to CEI EN 50102
IK 00	No-Protection
IK 01	Protection against 0,15 J shocks
IK 02	Protection against 0,2 J shocks
IK 03	Protection against 0,35 J shocks
IK 04	Protection against 0,5 J shocks
IK 05	Protection against 0,7 J shocks
IK 06	Protection against 1 J shocks
IK 07	Protection against 2 J shocks
IK 08	Protection against 5 J shocks
IK 09	Protection against 10 J shocks
IK 10	Protection against 20 J shocks

Algemene informatie
Alle informatie die u in deze catalogus terugvindt is steeds onder voorbehoud en behoudens wijzigingen. Door de publicatie van deze catalogus vervallen alle vorige edities. Kreon behoudt zich steeds het recht toe om de technische specificaties van de voorgestelde producten te wijzigen, en dit zonder voorafgaande verwittiging. De door Kreon opgestelde voorwaarden en condities zijn steeds van toepassing. Verspreiding of reproductie van een deel of het geheel van deze catalogus, hetzij onder de vorm van fotokopie, afdruk, digitale verspreiding of welke andere vorm dan ook, vraagt steeds een schriftelijke toestemming van Kreon.

Laagspanning
De installatie van apparatuur voor laagspanning vereist een aantal specifieke maatregelen. Het vermogen van de transformator moet steeds gelijk zijn aan het totale vermogen van de lampen. Wanneer men bijvoorbeeld 4 armaturen van elk 50 Watt installeert, moet het vermogen van de transformator 200 Watt bedragen. Bovendien moeten deze armaturen steeds verbonden zijn met een veiligheidstransformator.
De transformator moet zo dicht mogelijk bij de armaturen geplaatst worden, dit om spanningsvallen te voorkomen. Gezien de stroomsterkte bij 12 Volt 18 tot 20 maal hoger ligt dan bij 230 Volt, moet er steeds gebruik worden gemaakt van de geschikte bekabeling. Om de secundaire leidingen tegen overbelasting te beschermen, dient de installatie ook steeds van de juiste zekeringen voorzien te worden. Voornamelijk het gebruik van elektronische transformatoren met hoge frequentie (30–50kHz), vereisen een draadlengte van minder dan twee meter om binnen de vastgestelde normen van radio interferentie te blijven. Het dimmen van lage stroominstallaties is enkel mogelijk met een daartoe aangepaste dimmer. Conventionele (magnetische) transformatoren (werkingsfrequentie van 50–60Hz), vereisen een dimmer voor inductieve belasting. Elektronische transformatoren daarentegen vereisen een dimmer voor volumebelasting (faseafsnijding of grenscontrole, werkend via een mosfet diagram). In sommige gevallen, door het gebruik van een serieel aangesloten bijkomende filter op een elektronische transformator, kan men eveneens gebruik maken van een inductieve dimmer. In ieder geval mag de dimmer nooit belast worden buiten de minimum of maximum grens eigen aan deze dimmer. De handleiding van de dimmer geldt steeds als leidraad en moet steeds zorgvuldig gelezen worden alvorens het apparaat in gebruik te nemen.

Specificaties
Door de voortdurende verbeteringen van de producten, behoudt Kreon zich het recht voor de eigenschappen van een product te veranderen, dit zonder voorafgaande verwittiging.

Lampen
Tenzij anders vermeld worden alle toestellen geleverd zonder de lampen. Het aangegeven maximum wattage mag onder geen beding overschreden worden.

Afmetingen
Tenzij anders vermeld zijn alle maten weergegeven in millimeter.

Opschriften
Elk product is voorzien van een opschrift. Deze vermeldt steeds het artikelnummer, het serienummer, het te gebruiken lamptype alsook diens maximum wattage.

Patenten/trademarks
Kreon bezit een patent op alle producten en alle merken zijn geregistreerd.

Aansprakelijkheid
De Kreon producten worden steeds vervaardigd volgens de CE- en huidige eisen en worden steeds geleverd met een bijhorende handleiding. Elke aanpassing aangebracht na verkoop en/of falen ten gevolge van het verkeerdelijk installeren en/of aansluiten van onze producten kan leiden tot het verlies van de behaalde kwaliteitseisen en een zeer onveilige situatie creëren voor de gebruiker. Kreon wijst alle verantwoordelijkheid af bij het wijzigen van een product of het niet naleven van de voorwaarden vermeld in de handleiding. Kreon kan niet verantwoordelijk gesteld worden voor eventuele technische fouten of drukfouten in deze catalogus.

IP classificatie

	Beschermingsgraad tegen indringing van vaste voorwerpen
IP 0X	Geen bescherming
IP 1X	Bescherming tegen vaste voorwerpen groter dan 50mm Ø
IP 2X	Bescherming tegen vaste voorwerpen groter dan 12mm Ø
IP 3X	Bescherming tegen vaste voorwerpen groter dan 2,5mm Ø
IP 4X	Bescherming tegen vaste voorwerpen groter dan 1mm Ø
IP 5X	Beperkte bescherming tegen stof zonder schadelijke gevolgen
IP 6X	Bescherming tegen elke indringing van stof

	Beschermingsgraad tegen indringing van vloeistoffen
IP X0	Geen bescherming
IP X1	Bescherming tegen verticaal druppelend water
IP X2	Bescherming tegen druppelend water tot 15° t.o.v. verticale as
IP X3	Bescherming tegen waterprojecties tot 30° t.o.v. verticale as
IP X4	Bescherming tegen waterprojecties uit willekeurige richting
IP X5	Bescherming tegen waterstralen onder druk uit willekeurige richting
IP X6	Bescherming tegen waterstralen onder hoge druk uit willekeurige richting
IP X7	Bescherming tegen onderdompeling voor beperkte tijd
IP X8	Bescherming tegen onderdompeling voor onbepaalde tijd
	Max. diepte wordt weergegeven in meter IPX8 ...m

IK classificatie

	Schokweerstand in overeenstemming met CEI EN 50102
IK 00	Geen weerstand
IK 01	Weerstand tegen schokken van 0,15 J
IK 02	Weerstand tegen schokken van 0,2 J
IK 03	Weerstand tegen schokken van 0,35 J
IK 04	Weerstand tegen schokken van 0,5 J
IK 05	Weerstand tegen schokken van 0,7 J
IK 06	Weerstand tegen schokken van 1 J
IK 07	Weerstand tegen schokken van 2 J
IK 08	Weerstand tegen schokken van 5 J
IK 09	Weerstand tegen schokken van 10 J
IK 10	Weerstand tegen schokken van 20 J

Article 1 – Coming into existence and draft of the agreement
The vendor's quotations shall be for information only and shall be furnished without engagement. All prices are expressed in euro/€. The purchaser's orders shall be in writing and shall be irrevocable. Orders shall only be binding on the vendor, if the latter shall have accepted them in writing. The purchaser shall peruse the vendor's acceptance and inform the vendor of any discrepancy. If any such possible non-conformity shall not be reported within three (3) days of the date appearing on the confirmation of order, the confirmation of order shall be assumed to be correct. Orders shall moreover be subject to the suspensive condition of the ordered goods being still in stock. The present conditions shall form an integral part of any agreements concluded between the vendor and the purchaser. The said conditions shall likewise apply to occasional supplies and services. Orders diverging from the present General Conditions of Sale shall only be binding on the vendor after the express written acceptance of the relevant divergent stipulations. Customers' and suppliers' own conditions, to which references may appear in documents, shall not be accepted. If the vendor's confidence in the purchaser's creditworthiness shall have been shaken by the institution of legal action against the purchaser and/or other events, which shall question the prospect of correct compliance with the undertakings entered into by the purchaser, or which shall render that compliance impossible, the vendor shall be entitled to suspend all or a part of the delivery of the order and to call for the provision of a suitable caution by the purchaser. If the latter shall refuse to provide the said caution, the vendor shall be entitled to cancel all or a part of the order, the vendor's right to claim damages remaining unaffected. If an order shall cover several deliveries, the vendor shall have the irrefutable legal presumption that each delivery is to be regarded as forming part of a separate contract. Consequently, any disputes concerning the performance of the obligations of the vendor in relation to a specific delivery shall not affect the rest of the order, so that the purchaser shall not be able to invoke any dispute in relation to the delivery as an excuse for refusing to accept other deliveries. The headings of the articles of the present General Conditions are purely indicative.

Article 2 – Deliveries
Delivery promises stated in order vouchers or in confirmations of order shall not be binding on the vendor and are given for indication only. Any possible delays shall not in any circumstances confer on the purchaser a right to claim damages, or to cancel the order and/or the agreement, unless specifically otherwise agreed. The goods shall be delivered exclusively on ground level. Our goods are sold, collected from and paid at our warehouses. Unless expressly otherwise stated, the shipping costs shall in all cases be for the account of the purchaser. Unless otherwise agreed, delivery shall take place at the establishment of the vendor. If delivery shall be effected by the vendor, the risk shall be the purchaser's and the costs shall be invoiced to the latter. In the event of shipment, the purchaser shall give instructions concerning the carrier and the route. In the absence of such instructions, the vendor shall be entitled to make a relevant decision and to make part-shipments. If the purchaser shall not collect the goods on the agreed date or shall decline to accept them when they are being delivered, the vendor shall be entitled to demand the purchaser's compliance with his obligations, as well as the dissolution ipso jure of the agreement and damages from the purchaser equal to 30 % of the selling price, apart from any other remedies available to him, the vendor. The risk and cost of storage of goods waiting to be collected or delivered shall devolve on the purchaser.

Article 3 – Conformity, visible and hidden flaws
Unless otherwise agreed, complaints concerning non-conformity and visible and hidden flaws of the goods sold shall be made and duly documented by registered letter sent to the vendor within two (2) days of delivery. The purchaser shall show within the said period that the visible flaws and/or non-conformity found by him were present at the moment of the collection or the delivery. After the lapse of this period, the goods shall be deemed as definitely accepted by the purchaser. Complaints concerning hidden flaws shall only be acceptable, if reported to the vendor by registered letter and duly documented, not later than six (6) months of the date of delivery and within eight (8) days of the coming to light of the flaw in question. The vendor hereby only undertakes to replace or repair parts found by him, the vendor, to be defective, to the exclusion of any other compensation for direct or indirect prejudice. The warranty on hidden flaws shall lapse in the event of other than the normal utilisation, the poor maintenance, or a modification of the goods by the purchaser, their disassembly or their repair by an unqualified person. The existence of complaints shall not relieve the purchaser of his obligation to pay the vendor's invoices by their due date of payment. All stated dimensions and weights are merely approximate.

Article 4 – Prices and payments
All prices shall be "ex Works" prices, unless expressly otherwise agreed in writing and shall exclude costs of transport, insurance, packing, import and export Customs duties, installation and assembly and the like. Any increase in Customs duties, VAT, social insurance contributions, raw material prices, energy costs, changes of rates of exchange and any other costs and taxes applicable to the sale and taking place after the coming into existence of the agreement, shall be for the account of the purchaser. The vendor's invoices shall be payable at the company's registered office within 30 (30) days. They shall be payable in cash, unless otherwise agreed in writing. This stipulation shall remain unaffected by drawing bills of exchange, which never yield novation. In the event of non-payment of a bill of exchange or non-payment on a due date, any other sums owed shall become payable immediately. Payments received shall only be credited by the vendor following the payment of any due interest and/or damages and subsidiary following the payment of the principal sum. In the event of non-payment on the due date of sums owed, the vendor shall be legally entitled without prior notice to charge interest for late payment at the rate of 1 % a month on any sums owed on the due date, a part of a month counting as a full month. Any discounts allowed shall lapse in the event of late payment. In addition and notwithstanding any interest due, a flat rate compensation at the rate of 10 % of the invoiced sum shall be payable without prior notice. In the absence of the payment of an invoice on the due date of payment, all other invoices of the vendor to the purchaser shall become payable immediately without prejudice to the vendor's right to seek other legal remedies. The vendor shall likewise be entitled to claim the reimbursement of other costs such as the collection charges and legal costs and attorneys' fees, which the vendor shall have incurred on external and internal legal steps for collection, as well as expenses connected with unpaid bills of exchange.

Article 5 – Transfer of ownership, right of ownership and explicit suspensive conditions
The vendor shall retain his right of ownership of all models, factory and trademarks, patents, drawings and sketches and other intellectual property rights relating to products and to services furnished. The right of ownership of the goods and all accessories sold shall only be transferred to the purchaser, when they have been paid in full, including the principal sum and any interest and costs due. For as long as the vendor shall retain his right of ownership of the goods supplied according to the stipulations of the present clause, the purchaser shall continue to be responsible for the safekeeping of the said goods. The purchaser shall hereby undertake to insure the goods against all risks. The purchaser shall moreover not modify, lease, pledge, sell, or encumber the goods in any other way. If the purchaser shall sell the goods before the right of ownership has been transferred to him, the purchaser shall accept that the income from the sale shall revert solely to the vendor and the said income shall be kept by the purchaser separately from his general funds. Any on-account payments made by the purchaser shall be reserved to the vendor to cover any losses sustained by thelatter on the resale of the said goods. Notwithstanding the clause relating to the right of ownership, all risks shall be transferred to the purchaser on the conclusion of the agreement. In the event of the seizure of goods for security or in the event of distress or any other possible impairment of the vendor's right of ownership, the purchaser shall be under an obligation to report the fact to the vendor within 24 hours on pain of incurring liability, as well as to report the vendor's reservation of title immediately to the third parties involved. The purchaser hereby guarantees that in that event he shall immediately give sight to the third parties involved of the agreement concluded between himself and the vendor. If the purchaser shall neglect to comply with his obligations, the vendor shall have the right to cancel the sale without notification and by informing the purchaser by registered letter. The purchaser shall then return the goods to the vendor within 24 hours. If he shall not comply with that obligation, the vendor shall be entitled to adopt legal steps to repossess the goods after the aforementioned space of time shall have elapsed. In addition, the vendor shall be entitled to flat rate damages of 10 % of the purchase price, unless a greater prejudice shall be proved.

Article 6 – Liability of the vendor, force majeure
If the vendor shall be unable to comply with any of his obligations, he shall not be liable if he can prove that the said failure to comply was due to circumstances beyond his control, which he was unable to foresee, to avoid or to overcome when concluding the agreement. There follows a non-exhaustive summary of the circumstances, which have been accepted by both parties:
- any modification of the factory price, the raw material price, of the rate of exchange, of the rate of exchange of foreign currencies for which the goods or parts thereof are bought, and a general modification of all elements which determine the purchase price whereby the said purchase price shall rise by more than 10 % between the date of the conclusion of the agreement and the delivery of the goods in accordance with the present conditions;
- non-delivery by the vendor's manufacturers or suppliers;
- acts of the government, prohibition of exports, imports or transit, strikes, disturbances, war or the threat of war, mobilisation and adverse weather conditions;
- interruption of supplies or transport, machine breakdown, fire, labour shortage, transport problems or obstructions resulting in performance being delayed or seriously aggravated, or the costs of performance shall rise by over 10 %;
- any measures which delay or hinder international trade.

The liability of the vendor shall always be limited to the value of the faulty goods. The vendor shall not be able to be made liable for any other direct or indirect prejudice such as loss of sales.

Article 7 – Repairs
In respect of repairs, the vendor's liability shall only apply within the limits of the stipulations of article 3 of the present General Conditions.

Article 8 – Waiver
The non-enforcement by the vendor of one or more of the conditions of the present General Conditions shall not be able to be interpreted as a waiver of the said conditions.

Article 9 – Unforeseeable circumstances
The vendor hereby reserves the right to make an adjustment of the agreement or of the price in the event of the emergence of unforeseeable circumstances.

Article 10 – Applicable law and jurisdiction
Any agreements concluded between the vendor and the purchaser shall be governed by Belgian law.

Any disputes shall exclusively be laid before the Courts of the district of Tongeren.

Algemene leverings- en verkoopsvoorwaarden

Artikel 1 – Totstandkoming en voorwerp van de overeenkomst
De offertes die uitgaan van de verkoper hebben een louter informatief karakter en worden aangegaan zonder enige verbintenis. Alle prijzen zijn in EURO/€. Bestellingen door de koper dienen schriftelijk te gebeuren en zijn onherroepelijk. Bestellingen zijn slechts bindend voor de verkoper als hij de bestelling aanvaard heeft door middel van schriftelijk orderbevestiging. De koper dient de bevestiging door te nemen en de verkoper onmiddellijk op de hoogte te stellen van eventuele discrepanties. Indien de eventuele non-conformiteit niet gemeld is binnen de drie (3) dagen na datum van de orderbevestiging, wordt de orderbevestiging vermoed identiek te zijn aan de bestelling van de koper. Bestellingen worden bovendien bevestigd onder de opschortende voorwaarde dat de bestelde goederen nog in voorraad zijn. Onderhavige voorwaarden maken integraal deel uit van alle overeenkomsten gesloten tussen de verkoper en de koper. Deze voorwaarden zijn ook van toepassing op occasionele leveringen en diensten. Bestellingen die afwijken van deze algemene verkoopsvoorwaarden verbinden de verkoper slechts na uitdrukkelijke schriftelijke aanvaarding van de afwijkende bepalingen. De eigen voorwaarden van opdrachtgevers en leveranciers waarnaar deze in hun geschriften mochten verwijzen, worden niet aanvaard. Indien het vertrouwen van de verkoper in de kredietwaardigheid van de koper geschokt wordt door daden van gerechtelijke uitvoering tegen de koper en/of aanwijsbare andere gebeurtenissen die het vertrouwen in de goede uitvoering van de door koper aangegane verbintenissen in vraag stellen en/of onmogelijk maken, behoudt de verkoper zich het recht voor, zelfs indien de goederen reeds geheel of gedeeltelijk werden verzonden, de gehele bestelling of een gedeelte ervan op te schorten en van de koper geschikte waarborgen te eisen. Indien de koper weigert hierop in te gaan, behoudt de verkoper zich het recht voor de gehele bestelling of een gedeelte ervan te annuleren, dit alles onverminderd de rechten van de verkoper op alle schadevergoedingen en intresten. Indien een order meerdere leveringen omvat, dan geldt ten voordele van de verkoper het onweerlegbare vermoeden dat elke levering geacht wordt deel uit te maken van een afzonderlijk contract. Bijgevolg tasten eventuele betwistingen aangaande de uitvoering van de verbintenissen van de verkoper m.b.t. één levering de rest van de bestelling niet aan, zodat de koper enige betwisting m.b.t. de levering niet kan inroepen ten einde aan zijn verplichtingen m.b.t. de andere leveringen te ontsnappen. De titels van de artikels van deze algemene voorwaarden zijn louter indicatief.

Artikel 2 – Leveringen
De leveringstermijnen bepaald in de bestelbon of in de orderbevestiging zijn niet bindend voor de verkoper, en worden slechts als aanwijzing gegeven. Een eventuele vertraging geeft de koper in geen geval recht op schadevergoeding of annulering van de bestelling en/of ontbinding van de overeenkomst, behoudens uitdrukkelijk andersluidend beding. De goederen worden uitsluitend gelijkvloers geleverd. Onze koopwaren worden verkocht, afgehaald en betaald in onze magazijnen. De verzendingskosten zijn altijd ten laste van de koper, behalve wanneer het uitdrukkelijk anders vermeld is. De levering gebeurt op de vestiging van de verkoper, behoudens andersluidende afspraak. Indien de levering gebeurt door de verkoper, gebeurt dit op kosten en op risico van de koper. In geval van verscheping dient de koper instructies te geven omtrent de vervoerder en de route. Bij gebreke aan dergelijke instructies heeft de verkoper het recht om op dit vlak een beslissing te nemen. De verkoper heeft het recht gedeeltelijk te verschepen. Indien de koper de goederen niet afhaalt op de afgesproken datum of nalaat de bestelde goederen bij levering te aanvaarden heeft de verkoper de keuze tussen enerzijds de vordering tot gedwongen nakoming van de verbintenissen door de koper, en anderzijds de vordering tot ontbinding van rechtswege van de overeenkomst met de schadevergoeding verschuldigd door de koper, gelijk aan 30% van de verkoopprijs en dit zonder voorafgaande ingebrekestelling, onverminderd de overige rechten waarover de verkoper beschikt. De bewaring van de goederen in afwachting van de afhaling of de levering geschiedt op risico en kosten van de koper.

Artikel 3 – Conformiteit, zichtbare en verborgen gebreken
Behoudens andersluidend beding dienen de klachten betreffende de conformiteit en de zichtbare gebreken van de verkochte goederen binnen de twee (2) dagen na de levering bij aangetekend en gemotiveerd schrijven aan de verkoper te worden meegedeeld. De koper moet binnen deze periode aantonen dat de zichtbare gebreken en/of de non-conformiteit ervan met de door hem geplaatste bestelling aanwezig waren op het ogenblik van de afhaling/levering. Na het verloop van deze periode worden de goederen geacht definitief te zijn aanvaard door de koper. Klachten in verband met verborgen gebreken zijn slechts ontvankelijk indien ze bij aangetekend en gemotiveerd schrijven ter kennis worden gebracht van de verkoper uiterlijk binnen de zes (6) maanden na de leveringsdatum, en binnen de acht (8) dagen na het vaststellen van het gebrek. De verkoper verbindt er zich enkel toe de door hem als gebrekkig erkende onderdelen te vervangen of te herstellen, met uitsluiting van alle andere tussenkomsten of vergoedingen voor rechtstreekse en/of onrechtstreekse schade. De waarborg voor verborgen gebreken vervalt in geval van abnormaal gebruik, slecht onderhoud, wijziging van de goederen door de koper, demontage of reparatie door een niet gekwalificeerd persoon. Het bestaan van klachten ontheft de koper niet van zijn verplichting de facturen van de verkoper te betalen op hun vervaldag. Alle vermelde dimensies en gewichten zijn louter approximatief.

Artikel 4 – Prijzen en betalingen
Alle prijzen zijn prijzen "af fabriek", behalve indien uitdrukkelijk en schriftelijk anders overeengekomen werd. Zij gelden dus exclusief transportkosten, verzekeringskosten, verpakkingskosten, in- en uitvoertaksen, plaatsings- en montage kosten, enz. Elke verhoging van tolrechten, BTW-tarieven, sociale lasten, grondstofprijzen, energiekosten, valutakoersen, evenals van alle andere lasten en taksentoepasselijk op de verkoop, en doorgevoerd na de totstandkoming van de overeenkomst, is ten laste van de koper. De facturenuitgaande van de verkoper zijn betaalbaar op de maatschappelijke zetel binnen de dertig (30) dagen. Zij zijn contant betaalbaar,behoudens uitdrukkelijk en schriftelijk overeengekomen andersluidend beding. Aan die modaliteit wordt door het trekken van wissels,die nooit schuldvernieuwing opleveren, niets veranderd. Bij niet-betaling van een wissel of het niet nakomen van de daarvoor toegestane betalingstermijnen worden alle andere nog verschuldigde sommen onmiddellijk opeisbaar. Ontvangen betalingen worden door de verkoper eerst aangerekend op de vervallen interesten en schadevergoedingen, vervolgens op de hoofdsom van de eerst vervallen factuur. Bij niet-betaling van de verschuldigde bedragen op de vervaldag, is van rechtswege en zonder dat een voorafgaande ingebrekestelling nodig is, een nalatigheidsintrest van 1% per maand verschuldigd op de op de vervaldag niet-geïnde sommen, waarbij een gedeelte van een maand geldt als een gehele maand. De eventueel toegestane kortingen vervallen in geval van laattijdige betaling. Bovendien en ongeacht

de verschuldigde conventionele intresten, zal in geval van laattijdige betaling vanrechtswege en zonder voorafgaande ingebrekestelling een forfaitaire schadevergoeding verschuldigd zijn van 10% op het factuurbedrag. Bij gebreke aan betaling van een factuur op de vervaldag worden al de andere facturen van de verkoper op de koper onmiddellijk opeisbaar, onverminderd het recht van de verkoper zich te beroepen op andere rechten. De verkoper heeft bijkomend het recht vergoed te worden voor alle overige kosten, zoals onder meer invorderingskosten en gerechtskosten, kosten en erelonen van de advocaat waarop de verkoper een beroep dient te doen zowel voor de buitengerechtelijke als gerechtelijke stappen tot inning, evenals onkosten verbonden aan de onbetaalde wissels.

Artikel 5 – Eigendomsoverdracht, eigendomsvoorbehoud en uitdrukkelijk ontbindend beding
De verkoper behoudt het eigendomsrecht van alle modellen, fabrieks- en handelsmerken, octrooien, tekeningen en schetsen en andere intellectuele eigendomsrechten met betrekking tot de verkochte producten of geleverde diensten. Het eigendomsrecht van het verkochte goed en van al zijn toebehoren zal slechts aan de koper overgedragen worden op het ogenblik van de volledige betaling van de prijs, zowel de hoofdsom als de eventuele intresten en kosten. Zolang de verkoper volgens de bepalingen van deze clausule het eigendomsrecht heeft over de geleverde goederen, blijft de koper aansprakelijk voor het in goede staat houden van deze goederen. De koper verbindt er zich toe de goederen te verzekeren voor alle risico's. De koper mag de geleverde goederen bovendien niet wijzigen, verhuren, in pand geven, verkopen of op enige andere wijze bezwaren. Indien de koper de goederen verkoopt vóórdat het eigendomsrecht op hem is overgegaan, aanvaardt de koper dat de inkomsten voortvloeiend uit deze vervreemding uitsluitend toekomen aan de verkoper. Die inkomsten worden door de koper afzonderlijk van zijn algemene fondsen bijgehouden. De door de koper betaalde voorschotten blijven voor de verkoper verworven ter vergoeding van de mogelijke verliezen bij wederverkoop door de verkoper. Niettegenstaande de clausule van eigendomsvoorbehoud, gaan alle risico's over op de koper van bij de contractsluiting. In geval van bewarend of uitvoerend beslag op het goed of enige andere mogelijke aantasting van het eigendomsrecht van de verkoper, is de koper ertoe gehouden om binnen de 24 uren, op straffe van aansprakelijkheid, dit aan de verkoper te melden, alsmede onmiddellijk het eigendomsvoorbehoud van de verkoper aan de derde te melden. In deze situaties garandeert de koper dat hij de derde onverwijld inzage geeft in de tussen hem en de verkoper gesloten overeenkomst. Wanneer de koper nalaat zijn verbintenissen uit te voeren, kan de verkoop van rechtswege en zonder ingebrekestelling ontbonden worden via een aangetekend schrijven uitgaande van de verkoper. De koper zal dan het materiaal binnen de 24 uren aan de verkoper restitueren. Als hij hieraan niet voldoet, heeft de verkoper van rechtswege het recht om het materiaal in bezit te nemen na het verstrijken van hierboven vermelde termijn. Bovendien heeft de verkoper in dit geval het recht op een forfaitaire schadevergoeding van 10% van de koopprijs, behoudens bewijs van hogere schade.

Artikel 6 – Aansprakelijkheid van de verkoper – overmacht
Indien de verkoper één van zijn verplichtingen niet kan nakomen, dan is hij hiervoor niet aansprakelijk indien hij aantoont dat de tekortkoming te wijten is aan omstandigheden die hij bij het sluiten van de overeenkomst niet gehouden was in aanmerking te nemen, te vermijden of te boven te komen. Hierna volgt een opsomming van dergelijke, door partijen aanvaarde, omstandigheden. Deze opsomming is evenwel niet exhaustief:
- elke wijziging van de fabrikantenprijs, van de grondstoffenprijs, van de wisselkoersverhoudingen, van de koers van vreemde munten waarin materiaal of delen van materiaal worden aangekocht, en meer in het algemeen wijzigingen van alle elementen die de aankoopprijs van de verkoper bepalen, waardoor deze aankoopprijs met meer dan 10% stijgt tussen de datum van het sluiten van de overeenkomst en de levering van de goederen conform huidige voorwaarden;
- niet-levering door fabrikanten of door de leveranciers van de verkoper;
- daden van de overheid, uitvoer-, invoer- of doorvoerverboden, stakingen, oproer, oorlog of oorlogsgedrag, mobilisaties, en weersomstandigheden;
- gebrek aan materiaal of transport, machinebreuk, brand, gebrek aan arbeidskrachten, transportmoeilijkheden of belemmeringen die tot gevolg hebben dat de uitvoering vertraagd of ernstig bemoeilijkt wordt, of de kosten van de uitvoering te verhogen met meer dan 10%;
- alle maatregelen die de internationale handel beletten, belemmeren of bezwaren.

De aansprakelijkheid van de verkoper is steeds beperkt tot de waarde van de gebrekkige goederen. De verkoper kan niet aansprakelijk worden gesteld voor andere rechtstreekse of onrechtstreekse schade zoals onder meer omzetverlies.

Artikel 7 – Reparaties
Ten aanzien van reparaties, geldt de waarborgverplichting van de verkoper slechts binnen de grenzen van de bepalingen van artikel 3 van onderhavige algemene voorwaarden.

Artikel 8 – Verzaking
Het niet toepassen door de verkoper van één of meerdere bepalingen van huidige algemene voorwaarden kan niet als een verzaking aan deze voorwaarden worden geïnterpreteerd.

Artikel 9 – Imprevisieclausule
De verkoper behoudt zich het recht voor om bij onvoorziene omstandigheden een aanpassing van de overeenkomst of de prijs op te leggen.

Artikel 10 – Toepasselijk recht en bevoegdheid
Op alle met de verkoper gesloten overeenkomsten is het Belgisch recht van toepassing.

Bij betwistingen, zijn enkel de rechtbanken van het arrondissement Tongeren bevoegd.

Kreon offices - Kreon kantoren

Kreon nv
Industrieweg Noord 1152
3660 Opglabbeek
Belgium
Tel +32 89 81 97 80
Fax +32 89 81 97 90
www.kreon.com
mailbox@kreon.com

Internal Sales departement
Tel + 32 89 81 99 54/55/56
Fax + 32 89 81 99 58
www.kreon.com
mailbox@kreon.com

Creative Space - Kreon
Kanselarijstraat 19
1000 Brussel
Belgium

Kreon Austria
Paracelsusgasse 8
A-1030 Wien
Austria
Tel +43 1 7154425
austria@kreon.com

Kreon sarl
1 bis Place de Valois
75001 Paris
France
Tel +33 1 44 50 53 54
Fax +33 1 44 50 53 56
france@kreon.com

Kreon GmbH & Co. KG
Brühler Straße 11-13
50968 Köln
Germany
Tel +49 221 937 22 0
Fax +49 221 937 22 22
germany@kreon.com

Spazio Kreon
Via V. Forcella 5
20144 Milano
Italy
Tel +39 02 89 42 08 46
Fax +39 02 89 42 87 85
italy@kreon.com

Printed in Italy - October/2009

Kreon Iluminación Técnica S.L.
Avenida Diagonal 640, 6 Pl.
08017 Barcelona
Spain
Tel +34 93 23 04 124
Tel +34 93 23 04 108
Fax +34 93 23 04 116
spain@kreon.com

Kreon Architectural Lighting ltd
5 St Saviours Wharf
Mill Street
London
SE1 2BE
United Kingdom
Tel +44 (0)20 7740 2112
Fax +44 (0)20 7740 2923
uk@kreon.com

Kreon office Middle East
Dubai Airport Free Zone Area (DAFZA)
West Wing 6 (W6)
Office 6 WA 420
P.O. Box 293845
Dubai
United Arab Emirates
Tel +971 4 6091 355
Tel +971 4 6091 656
Fax +971 4 6091 357
middle.east@kreon.com

Kreon USA LLC, Miami
3898 Biscayne Blvd
Miami, Design District
Miami, FL 33137
USA
Tel +1 305 438 9099
Fax +1 305 438 9098
usa@kreon.com

Kreon South East Asia
90 Amoy Street
Singapore 069909
Tel +65 62 22 33 93
Fax +65 62 22 33 03
singapore@kreon.com

Kreon Aydinlatma San. ve Tic. A.S.
Sehit Murat Demirli Cad. Resadiye Yolu 76
Alemdag-Ümraniye 34794
Turkey
Tel +90 216 430 86 00
Fax +90 216 430 86 96
turkey@kreon.com